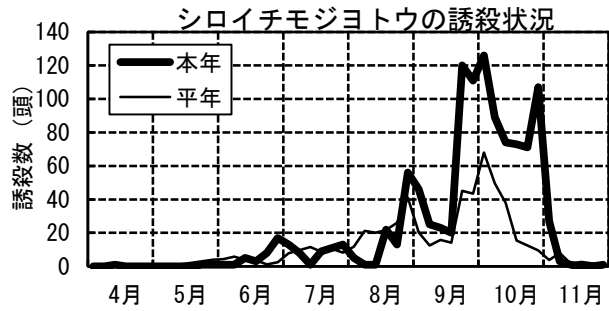


シロイチモジヨトウ半旬別誘殺数
(安土町大中：P. T)

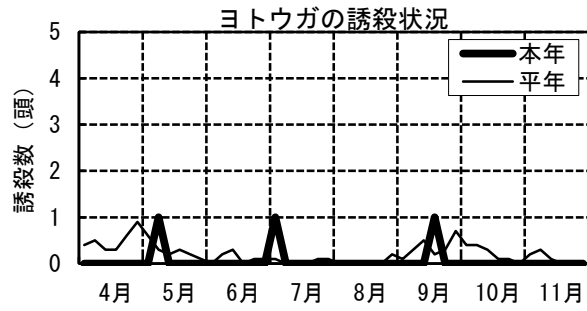
| 月 | 半旬 | 本年 | | 平年 | |
|----|----|-----|------|------|-------|
| | | 半旬別 | 累積 | 半旬別 | 累積 |
| 4 | 1 | 0 | 0 | 0 | 0 |
| | 2 | 0 | 0 | 0 | 0 |
| | 3 | 1 | 1 | 0 | 0 |
| | 4 | 0 | 1 | 1 | 1 |
| | 5 | 0 | 1 | 0.8 | 1.4 |
| | 6 | 0 | 1 | 0.8 | 2.0 |
| 5 | 1 | 0 | 1 | 1.0 | 2.8 |
| | 2 | 0 | 1 | 1.0 | 3.6 |
| | 3 | 0 | 1 | 1.3 | 4.6 |
| | 4 | 0 | 1 | 2.0 | 6.2 |
| | 5 | 1 | 2 | 3.0 | 8.6 |
| | 6 | 1 | 3 | 4.0 | 11.8 |
| 6 | 1 | 1 | 4 | 4.3 | 15.2 |
| | 2 | 1 | 5 | 5.8 | 19.8 |
| | 3 | 5 | 10 | 4 | 23.0 |
| | 4 | 3 | 13 | 4 | 25.8 |
| | 5 | 8 | 21 | 1 | 26.8 |
| | 6 | 17 | 38 | 3 | 28.8 |
| 7 | 1 | 13 | 51 | 7.8 | 35.0 |
| | 2 | 8 | 59 | 9.8 | 42.8 |
| | 3 | 1 | 60 | 11.5 | 52.0 |
| | 4 | 9 | 69 | 8.8 | 59.0 |
| | 5 | 11 | 80 | 10.5 | 67.4 |
| | 6 | 13 | 93 | 8.3 | 74.0 |
| 8 | 1 | 5 | 98 | 11.8 | 83.4 |
| | 2 | 1 | 99 | 21.3 | 100.4 |
| | 3 | 1 | 100 | 20.0 | 116.4 |
| | 4 | 22 | 122 | 21.8 | 133.8 |
| | 5 | 13 | 135 | 26.0 | 154.6 |
| | 6 | 56 | 191 | 41.0 | 187.4 |
| 9 | 1 | 46 | 237 | 20.3 | 203.6 |
| | 2 | 25 | 262 | 12.5 | 213.6 |
| | 3 | 23 | 285 | 15.8 | 229.4 |
| | 4 | 20 | 305 | 14.2 | 243.6 |
| | 5 | 120 | 425 | 45.2 | 288.8 |
| | 6 | 111 | 536 | 43.4 | 332.2 |
| 10 | 1 | 126 | 662 | 68.0 | 400.2 |
| | 2 | 89 | 751 | 49.6 | 449.8 |
| | 3 | 74 | 825 | 37.8 | 487.6 |
| | 4 | 73 | 898 | 15.4 | 503.0 |
| | 5 | 71 | 969 | 12.4 | 515.4 |
| | 6 | 107 | 1076 | 9.6 | 525.0 |
| 11 | 1 | 27 | 1103 | 3.8 | 528.8 |
| | 2 | 3 | 1106 | 8.0 | 536.8 |
| | 3 | 1 | 1107 | 1.8 | 538.6 |
| | 4 | 0 | 1107 | 2.6 | 541.2 |
| | 5 | 0 | 1107 | 1.8 | 543.0 |
| | 6 | 1 | 1108 | 1.6 | 544.6 |



・平年値はR1～R5の5年間の平均値。
ただし、R2の4月第1半旬～9月第2半旬は
欠測値。

ヨトウガ半旬別誘殺数
(安土町大中：P. T)

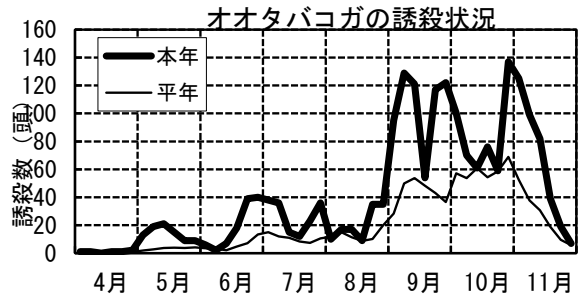
| 月 | 半旬 | 本年 | | 平年 | |
|----|----|-----|----|-----|-----|
| | | 半旬別 | 累積 | 半旬別 | 累積 |
| 4 | 1 | 0 | 0 | 0.4 | 0.4 |
| | 2 | 0 | 0 | 0.5 | 0.9 |
| | 3 | 0 | 0 | 0.3 | 1.2 |
| | 4 | 0 | 0 | 0.3 | 1.5 |
| | 5 | 0 | 0 | 0.6 | 2.1 |
| | 6 | 0 | 0 | 0.9 | 3.0 |
| 5 | 1 | 0 | 0 | 0.6 | 3.6 |
| | 2 | 1 | 1 | 0.3 | 3.9 |
| | 3 | 0 | 1 | 0.2 | 4.1 |
| | 4 | 0 | 1 | 0.3 | 4.4 |
| | 5 | 0 | 1 | 0.2 | 4.6 |
| | 6 | 0 | 1 | 0.1 | 4.7 |
| 6 | 1 | 0 | 1 | 0.0 | 4.7 |
| | 2 | 0 | 1 | 0.2 | 4.9 |
| | 3 | 0 | 1 | 0.3 | 5.2 |
| | 4 | 0 | 1 | 0 | 5.2 |
| | 5 | 0 | 1 | 0.1 | 5.3 |
| | 6 | 0 | 1 | 0.1 | 5.4 |
| 7 | 1 | 1 | 2 | 0.1 | 5.5 |
| | 2 | 0 | 2 | 0 | 5.5 |
| | 3 | 0 | 2 | 0 | 5.5 |
| | 4 | 0 | 2 | 0 | 5.5 |
| | 5 | 0 | 2 | 0.1 | 5.6 |
| | 6 | 0 | 2 | 0.1 | 5.7 |
| 8 | 1 | 0 | 2 | 0.0 | 5.7 |
| | 2 | 0 | 2 | 0 | 5.7 |
| | 3 | 0 | 2 | 0 | 5.7 |
| | 4 | 0 | 2 | 0 | 5.7 |
| | 5 | 0 | 2 | 0 | 5.7 |
| | 6 | 0 | 2 | 0.2 | 5.9 |
| 9 | 1 | 0 | 2 | 0 | 6.0 |
| | 2 | 0 | 2 | 0.3 | 6.3 |
| | 3 | 0 | 2 | 0.5 | 6.8 |
| | 4 | 1 | 3 | 0.2 | 7.0 |
| | 5 | 0 | 3 | 0.3 | 7.3 |
| | 6 | 0 | 3 | 0.7 | 8.0 |
| 10 | 1 | 0 | 3 | 0.4 | 8.4 |
| | 2 | 0 | 3 | 0.4 | 8.8 |
| | 3 | 0 | 3 | 0.3 | 9.1 |
| | 4 | 0 | 3 | 0.1 | 9.2 |
| | 5 | 0 | 3 | 0.1 | 9.3 |
| | 6 | 0 | 3 | 0.0 | 9.3 |
| 11 | 1 | 0 | 3 | 0.2 | 9.5 |
| | 2 | 0 | 3 | 0.3 | 9.8 |
| | 3 | 0 | 3 | 0 | 9.9 |
| | 4 | 0 | 3 | 0 | 9.9 |
| | 5 | 0 | 3 | 0 | 9.9 |
| | 6 | 0 | 3 | 0 | 9.9 |



・平年値はH26～R5の10年間の平均値。

オオタバコガ半旬別誘殺数
(安土町大中：P. T)

| 月 | 半旬 | 本年 | | 平年 | | |
|----|----|------|-----|------|-------|-------|
| | | 半旬別 | 累積 | 半旬別 | 累積 | |
| 4 | 1 | 4.1 | 1 | 0.1 | 0.1 | |
| | 2 | 4.2 | 1 | 0.2 | 0.3 | |
| | 3 | 4.3 | 0 | 0.4 | 0.7 | |
| | 4 | 4.4 | 1 | 0.5 | 1.2 | |
| | 5 | 4.5 | 1 | 0.2 | 1.4 | |
| | 6 | 4.6 | 2 | 6 | 0.8 | 2.2 |
| 5 | 1 | 5.1 | 13 | 1.9 | 4.1 | |
| | 2 | 5.2 | 19 | 2.7 | 6.8 | |
| | 3 | 5.3 | 21 | 3.6 | 10.4 | |
| | 4 | 5.4 | 15 | 3.9 | 14.3 | |
| | 5 | 5.5 | 9 | 83 | 3.7 | 18.0 |
| | 6 | 5.6 | 9 | 92 | 4.1 | 22.1 |
| 6 | 1 | 6.1 | 6 | 3.4 | 25.5 | |
| | 2 | 6.2 | 2 | 3.1 | 28.6 | |
| | 3 | 6.3 | 7 | 2.1 | 30.7 | |
| | 4 | 6.4 | 18 | 4.6 | 35.3 | |
| | 5 | 6.5 | 39 | 7.1 | 42.4 | |
| | 6 | 6.6 | 40 | 204 | 13.4 | 55.8 |
| 7 | 1 | 7.1 | 38 | 14.9 | 70.7 | |
| | 2 | 7.2 | 36 | 278 | 11.9 | 82.6 |
| | 3 | 7.3 | 15 | 293 | 10.9 | 93.5 |
| | 4 | 7.4 | 12 | 305 | 8.4 | 101.9 |
| | 5 | 7.5 | 23 | 328 | 7.3 | 109.2 |
| | 6 | 7.6 | 36 | 364 | 10.6 | 119.8 |
| 8 | 1 | 8.1 | 10 | 11.7 | 131.5 | |
| | 2 | 8.2 | 17 | 391 | 15.0 | 146.5 |
| | 3 | 8.3 | 17 | 408 | 11.3 | 157.8 |
| | 4 | 8.4 | 9 | 417 | 8.8 | 166.6 |
| | 5 | 8.5 | 35 | 452 | 10.1 | 176.7 |
| | 6 | 8.6 | 35 | 487 | 20.0 | 196.7 |
| 9 | 1 | 9.1 | 95 | 28.2 | 224.9 | |
| | 2 | 9.2 | 129 | 711 | 49.8 | 274.7 |
| | 3 | 9.3 | 121 | 832 | 53.7 | 328.4 |
| | 4 | 9.4 | 54 | 886 | 48.2 | 376.6 |
| | 5 | 9.5 | 117 | 1003 | 43.0 | 419.6 |
| | 6 | 9.6 | 122 | 1125 | 36.6 | 456.2 |
| 10 | 1 | 10.1 | 100 | 57.2 | 513.4 | |
| | 2 | 10.2 | 70 | 1295 | 53.7 | 567.1 |
| | 3 | 10.3 | 61 | 1356 | 60.7 | 627.8 |
| | 4 | 10.4 | 76 | 1432 | 54.3 | 682.1 |
| | 5 | 10.5 | 59 | 1491 | 58.5 | 740.6 |
| | 6 | 10.6 | 137 | 1628 | 68.9 | 809.5 |
| 11 | 1 | 11.1 | 125 | 52.5 | 862.0 | |
| | 2 | 11.2 | 99 | 1852 | 37.8 | 899.8 |
| | 3 | 11.3 | 82 | 1934 | 30.7 | 930.5 |
| | 4 | 11.4 | 39 | 1973 | 18.8 | 949.3 |
| | 5 | 11.5 | 19 | 1992 | 9.5 | 958.8 |
| | 6 | 11.6 | 7 | 1999 | 5.7 | 964.5 |



・平年値はH26～R5の10年間の平均値。

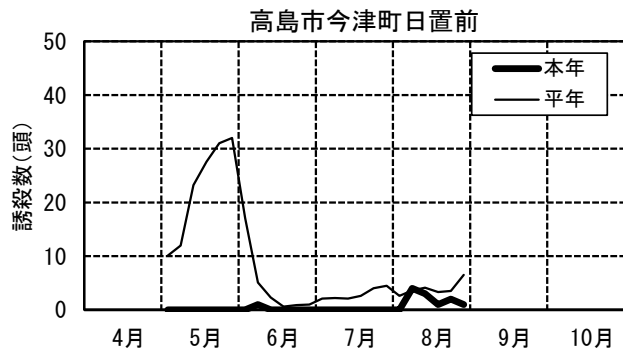
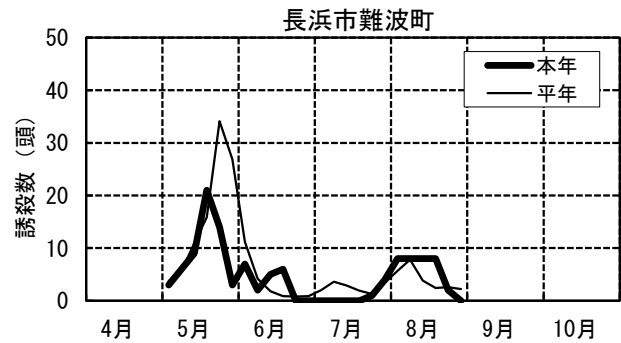
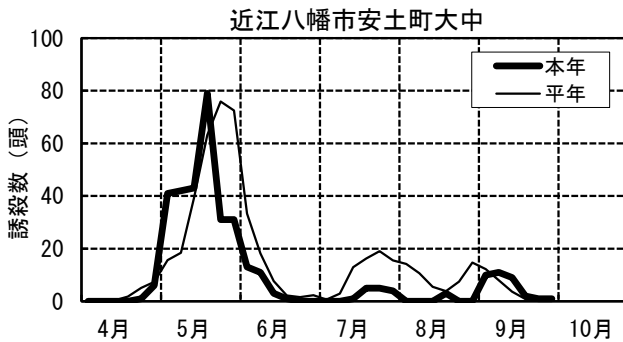
ニカメイガ半旬別誘殺数 (フェロモントラップ)

(頭)

| 月 | 半旬 | 近江八幡市安土町大中 | | | | 長浜市難波町 | | | | 高島市今津町日置前 | | | |
|---|----|------------|-----|------|-------|--------|----|------|-------|-----------|----|------|-------|
| | | 本年 | 累積 | 平年 | 累積 | 本年 | 累積 | 平年 | 累積 | 本年 | 累積 | 平年 | 累積 |
| 4 | 1 | 0 | 0 | 0.1 | 0.1 | | | | | | | | |
| | 2 | 0 | 0 | 0 | 0.2 | | | | | | | | |
| | 3 | 0 | 0 | 0.3 | 0.5 | | | | | | | | |
| | 4 | 0 | 0 | 1.8 | 2.3 | | | | | | | | |
| | 5 | 1 | 1 | 5.1 | 7.4 | | | | | | | | |
| | 6 | 6 | 7 | 7.4 | 14.8 | | | | | | | | |
| 5 | 1 | 41 | 48 | 15.6 | 30.4 | 3 | 3 | 3.8 | 3.8 | 0 | 0 | 10.1 | 10.1 |
| | 2 | 42 | 90 | 18.4 | 48.8 | 6 | 9 | 5.7 | 9.4 | 0 | 0 | 12.0 | 22.1 |
| | 3 | 43 | 133 | 39.2 | 88.0 | 9 | 18 | 10.9 | 20.3 | 0 | 0 | 23.2 | 45.3 |
| | 4 | 79 | 212 | 63.2 | 151.2 | 21 | 39 | 15.9 | 36.2 | 0 | 0 | 27.6 | 72.9 |
| | 5 | 31 | 243 | 75.9 | 227.1 | 14 | 53 | 34.1 | 70.3 | 0 | 0 | 31.0 | 103.9 |
| | 6 | 31 | 274 | 72.5 | 299.6 | 3 | 56 | 26.9 | 97.2 | 0 | 0 | 32.0 | 135.9 |
| 6 | 1 | 13 | 287 | 33.3 | 332.9 | 7 | 63 | 11.2 | 108.4 | 0 | 0 | 17.1 | 153.0 |
| | 2 | 11 | 298 | 18.2 | 351.1 | 2 | 65 | 4.2 | 112.6 | 1 | 1 | 5.1 | 158.1 |
| | 3 | 3 | 301 | 7.7 | 358.8 | 5 | 70 | 1.8 | 114.4 | 0 | 1 | 2.3 | 160.4 |
| | 4 | 1 | 302 | 2.2 | 361.0 | 6 | 76 | 0.9 | 115.3 | 0 | 1 | 0.6 | 161.0 |
| | 5 | 0 | 302 | 1.6 | 362.6 | 0 | 76 | 0.8 | 116.1 | 0 | 1 | 0.9 | 161.9 |
| | 6 | 0 | 302 | 2.3 | 364.9 | 0 | 76 | 0.9 | 117.0 | 0 | 1 | 1.0 | 162.9 |
| 7 | 1 | 0 | 302 | 0.6 | 365.5 | 0 | 76 | 2.0 | 119.0 | 0 | 1 | 2.1 | 165.0 |
| | 2 | 0 | 0 | 2.9 | 2.9 | 0 | 0 | 3.6 | 3.6 | 0 | 0 | 2.2 | 2.2 |
| | 3 | 1 | 1 | 12.9 | 15.8 | 0 | 0 | 2.9 | 6.5 | 0 | 0 | 2.1 | 4.3 |
| | 4 | 5 | 6 | 16.3 | 32.1 | 0 | 0 | 1.9 | 8.4 | 0 | 0 | 2.6 | 6.9 |
| | 5 | 5 | 11 | 19.0 | 51.1 | 1 | 1 | 1.3 | 9.7 | 0 | 0 | 4.0 | 10.9 |
| | 6 | 4 | 15 | 15.5 | 66.6 | 4 | 5 | 3.4 | 13.1 | 0 | 0 | 4.5 | 15.4 |
| 8 | 1 | 0 | 15 | 14.2 | 80.8 | 8 | 13 | 5.7 | 18.8 | 0 | 0 | 2.6 | 18.0 |
| | 2 | 0 | 15 | 10.7 | 91.5 | 8 | 21 | 7.8 | 26.6 | 4 | 4 | 3.6 | 21.6 |
| | 3 | 0 | 15 | 5.5 | 97.0 | 8 | 29 | 3.8 | 30.4 | 3 | 7 | 4.1 | 25.7 |
| | 4 | 3 | 18 | 3.9 | 100.9 | 8 | 37 | 2.4 | 32.8 | 1 | 8 | 3.3 | 29.0 |
| | 5 | 0 | 18 | 7.5 | 108.4 | 2 | 39 | 2.6 | 35.4 | 2 | 10 | 3.5 | 32.5 |
| | 6 | 0 | 18 | 14.7 | 123.1 | 0 | 39 | 2.2 | 37.6 | 1 | 11 | 6.5 | 39.0 |
| 9 | 1 | 10 | 28 | 12.2 | 135.3 | | | | | | | | |
| | 2 | 11 | 39 | 8.0 | 143.3 | | | | | | | | |
| | 3 | 9 | 48 | 3.6 | 146.9 | | | | | | | | |
| | 4 | 2 | 50 | 0.9 | 147.8 | | | | | | | | |
| | 5 | 1 | 51 | 0.5 | 148.3 | | | | | | | | |
| | 6 | 1 | 52 | 0.2 | 148.5 | | | | | | | | |

越冬世代

第1世代

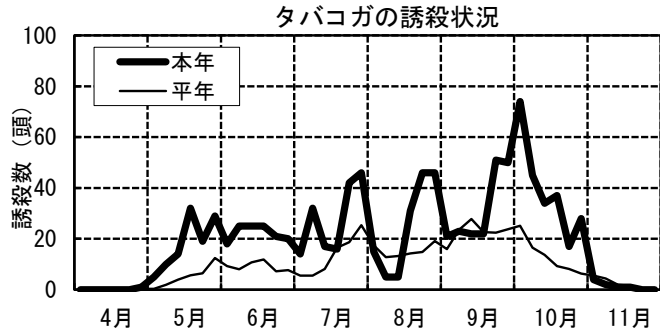


・表中の累積誘殺頭数は、越冬世代と第1世代を区別するため、4月第1半旬～7月第1半旬を越冬世代、7月第2半旬～調査終了時を第1世代として積算している。

・平年値はH26～R5の10年間の平均値。

タバコガ半旬別誘殺数
(安土町大中：P. T)

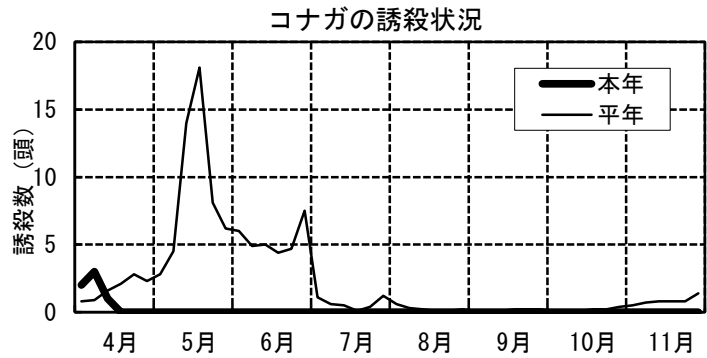
| 月 | 半旬 | 本年 | | 平年 | |
|----|----|-----|-----|------|-------|
| | | 半旬別 | 累積 | 半旬別 | 累積 |
| 4 | 1 | 0 | 0 | 0 | 0 |
| | 2 | 0 | 0 | 0 | 0 |
| | 3 | 0 | 0 | 0.1 | 0.1 |
| | 4 | 0 | 0 | 0.1 | 0.2 |
| | 5 | 0 | 0 | 0.3 | 0.5 |
| | 6 | 1 | 1 | 0.3 | 0.8 |
| 5 | 1 | 5 | 6 | 0.3 | 1.1 |
| | 2 | 10 | 16 | 1.9 | 3.0 |
| | 3 | 14 | 30 | 4.0 | 7.0 |
| | 4 | 32 | 62 | 5.7 | 12.7 |
| | 5 | 19 | 81 | 6.5 | 19.2 |
| | 6 | 29 | 110 | 12.5 | 31.7 |
| 6 | 1 | 18 | 128 | 9.3 | 41.0 |
| | 2 | 25 | 153 | 8.0 | 49.0 |
| | 3 | 25 | 178 | 10.8 | 59.8 |
| | 4 | 25 | 203 | 11.9 | 71.7 |
| | 5 | 21 | 224 | 7.3 | 79.0 |
| | 6 | 20 | 244 | 7.7 | 86.7 |
| 7 | 1 | 14 | 258 | 5.6 | 92.3 |
| | 2 | 32 | 290 | 5.6 | 97.9 |
| | 3 | 17 | 307 | 8.2 | 106.1 |
| | 4 | 16 | 323 | 16.5 | 122.6 |
| | 5 | 42 | 365 | 18.7 | 141.3 |
| | 6 | 46 | 411 | 25.4 | 166.7 |
| 8 | 1 | 15 | 426 | 17.5 | 184.2 |
| | 2 | 5 | 431 | 12.8 | 197.0 |
| | 3 | 5 | 436 | 13.3 | 210.3 |
| | 4 | 31 | 467 | 14.3 | 224.6 |
| | 5 | 46 | 513 | 14.8 | 239.4 |
| | 6 | 46 | 559 | 19.1 | 258.5 |
| 9 | 1 | 21 | 580 | 16.0 | 274.5 |
| | 2 | 23 | 603 | 23.6 | 298.1 |
| | 3 | 22 | 625 | 27.8 | 325.9 |
| | 4 | 22 | 647 | 22.6 | 348.5 |
| | 5 | 51 | 698 | 22.4 | 370.9 |
| | 6 | 50 | 748 | 23.8 | 394.7 |
| 10 | 1 | 74 | 822 | 25.2 | 419.9 |
| | 2 | 45 | 867 | 16.5 | 436.4 |
| | 3 | 34 | 901 | 13.7 | 450.1 |
| | 4 | 37 | 938 | 9.3 | 459.4 |
| | 5 | 17 | 955 | 8.2 | 467.6 |
| | 6 | 28 | 983 | 6.3 | 473.9 |
| 11 | 1 | 4 | 987 | 5.6 | 479.5 |
| | 2 | 2 | 989 | 4.4 | 483.9 |
| | 3 | 1 | 990 | 1.9 | 485.8 |
| | 4 | 1 | 991 | 1.6 | 487.4 |
| | 5 | 0 | 991 | 0.6 | 488.0 |
| | 6 | 0 | 991 | 0.3 | 488.3 |



・平年値はH26～R5の10年間の平均値。

コナガ半旬別誘殺数
(近江八幡市安土町大中：フェロモントラップ)

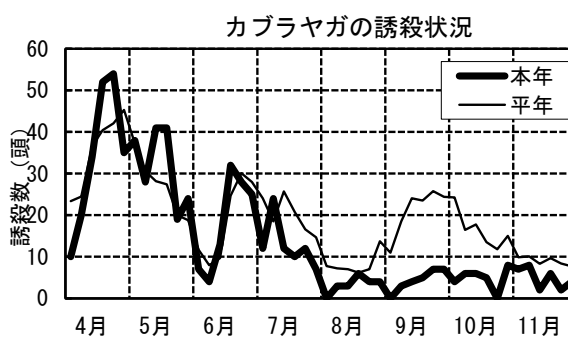
| 月 | 半旬 | 本年 | | 平年 | |
|----|----|-----|----|------|-------|
| | | 半旬別 | 累積 | 半旬別 | 累積 |
| 4 | 1 | 2 | 2 | 0.8 | 0.8 |
| | 2 | 3 | 5 | 0.9 | 1.7 |
| | 3 | 1 | 6 | 1.6 | 3.3 |
| | 4 | 0 | 6 | 2.1 | 5.4 |
| | 5 | 0 | 6 | 2.8 | 8.2 |
| | 6 | 0 | 6 | 2.3 | 10.5 |
| 5 | 1 | 0 | 6 | 2.8 | 13.3 |
| | 2 | 0 | 6 | 4.5 | 17.8 |
| | 3 | 0 | 6 | 14.0 | 31.8 |
| | 4 | 0 | 6 | 18.1 | 49.9 |
| | 5 | 0 | 6 | 8.1 | 58.0 |
| | 6 | 0 | 6 | 6.2 | 64.2 |
| 6 | 1 | 0 | 6 | 6.0 | 70.2 |
| | 2 | 0 | 6 | 4.9 | 75.1 |
| | 3 | 0 | 6 | 5.0 | 80.1 |
| | 4 | 0 | 6 | 4.4 | 84.5 |
| | 5 | 0 | 6 | 4.7 | 89.2 |
| | 6 | 0 | 6 | 7.5 | 96.7 |
| 7 | 1 | 0 | 6 | 1.1 | 97.8 |
| | 2 | 0 | 6 | 0.6 | 98.4 |
| | 3 | 0 | 6 | 0.5 | 98.9 |
| | 4 | 0 | 6 | 0.1 | 99.0 |
| | 5 | 0 | 6 | 0.4 | 99.4 |
| | 6 | 0 | 6 | 1.2 | 100.6 |
| 8 | 1 | 0 | 6 | 0.6 | 101.2 |
| | 2 | 0 | 6 | 0.3 | 101.5 |
| | 3 | 0 | 6 | 0.2 | 101.7 |
| | 4 | 0 | 6 | 0.1 | 101.8 |
| | 5 | 0 | 6 | 0.1 | 101.9 |
| | 6 | 0 | 6 | 0.2 | 102.1 |
| 9 | 1 | 0 | 6 | 0.1 | 102.2 |
| | 2 | 0 | 6 | 0.1 | 102.3 |
| | 3 | 0 | 6 | 0.1 | 102.4 |
| | 4 | 0 | 6 | 0.2 | 102.6 |
| | 5 | 0 | 6 | 0.2 | 102.8 |
| | 6 | 0 | 6 | 0.2 | 103.0 |
| 10 | 1 | 0 | 6 | 0.1 | 103.1 |
| | 2 | 0 | 6 | 0.1 | 103.2 |
| | 3 | 0 | 6 | 0.1 | 103.3 |
| | 4 | 0 | 6 | 0.2 | 103.5 |
| | 5 | 0 | 6 | 0 | 103.7 |
| | 6 | 0 | 6 | 0.4 | 104.1 |
| 11 | 1 | 0 | 6 | 0.5 | 104.6 |
| | 2 | 0 | 6 | 0.7 | 105.3 |
| | 3 | 0 | 6 | 0.8 | 106.1 |
| | 4 | 0 | 6 | 0.8 | 106.9 |
| | 5 | 0 | 6 | 0.8 | 107.7 |
| | 6 | 0 | 6 | 1.4 | 109.1 |



・平年値はH26～R5の10年間の平均値。

カブラヤガ半旬別誘殺数
(安土町大中：P.T)

| 月 | 半旬 | 本年 | | 平年 | |
|----|----|-----|-----|------|-------|
| | | 半旬別 | 累積 | 半旬別 | 累積 |
| 4 | 1 | 10 | 10 | 23.4 | 23.4 |
| | 2 | 20 | 30 | 24.5 | 47.9 |
| | 3 | 34 | 64 | 36.5 | 84.4 |
| | 4 | 52 | 116 | 40.4 | 124.8 |
| | 5 | 54 | 170 | 42.1 | 166.9 |
| | 6 | 35 | 205 | 45.3 | 212.2 |
| 5 | 1 | 38 | 243 | 37.3 | 249.5 |
| | 2 | 28 | 271 | 30.6 | 280.1 |
| | 3 | 41 | 312 | 28.2 | 308.3 |
| | 4 | 41 | 353 | 27.4 | 335.7 |
| | 5 | 19 | 372 | 20.0 | 355.7 |
| | 6 | 24 | 396 | 18.8 | 374.5 |
| 6 | 1 | 7 | 403 | 11.7 | 386.2 |
| | 2 | 4 | 407 | 8.0 | 394.2 |
| | 3 | 13 | 420 | 9.7 | 403.9 |
| | 4 | 32 | 452 | 24.7 | 428.6 |
| | 5 | 28 | 480 | 30.1 | 458.7 |
| | 6 | 25 | 505 | 28.0 | 486.7 |
| 7 | 1 | 12 | 517 | 24.1 | 510.8 |
| | 2 | 24 | 541 | 18.5 | 529.3 |
| | 3 | 12 | 553 | 25.7 | 555.0 |
| | 4 | 10 | 563 | 20.8 | 575.8 |
| | 5 | 12 | 575 | 16.6 | 592.4 |
| | 6 | 7 | 582 | 14.7 | 607.1 |
| 8 | 1 | 0 | 582 | 7.8 | 614.9 |
| | 2 | 3 | 585 | 7.2 | 622.1 |
| | 3 | 3 | 588 | 7.0 | 629.1 |
| | 4 | 6 | 594 | 6.2 | 635.3 |
| | 5 | 4 | 598 | 7.0 | 642.3 |
| | 6 | 4 | 602 | 13.7 | 656.0 |
| 9 | 1 | 0 | 602 | 11.0 | 667.0 |
| | 2 | 3 | 605 | 18.5 | 685.5 |
| | 3 | 4 | 609 | 24.1 | 709.6 |
| | 4 | 5 | 614 | 23.5 | 733.1 |
| | 5 | 7 | 621 | 25.8 | 758.9 |
| | 6 | 7 | 628 | 24.4 | 783.3 |
| 10 | 1 | 4 | 632 | 24.3 | 807.6 |
| | 2 | 6 | 638 | 16.5 | 824.1 |
| | 3 | 6 | 644 | 17.8 | 841.9 |
| | 4 | 5 | 649 | 13.5 | 855.4 |
| | 5 | 0 | 649 | 11.8 | 867.2 |
| | 6 | 8 | 657 | 15.0 | 882.2 |
| 11 | 1 | 7 | 664 | 9.9 | 892.1 |
| | 2 | 8 | 672 | 10.1 | 902.2 |
| | 3 | 2 | 674 | 8.3 | 910.5 |
| | 4 | 6 | 680 | 9.7 | 920.2 |
| | 5 | 2 | 682 | 8.4 | 928.6 |
| | 6 | 4 | 686 | 7.7 | 936.3 |

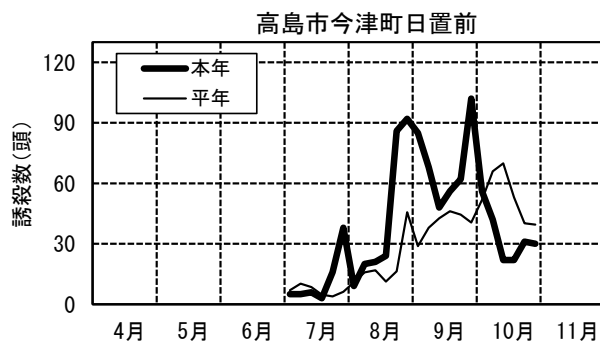
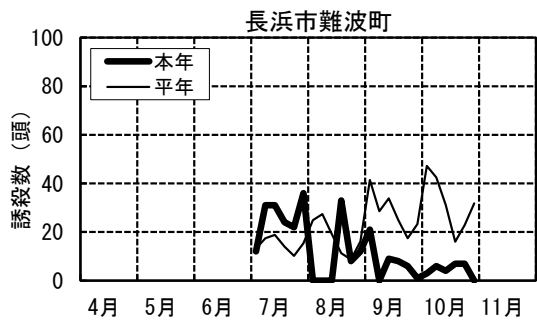
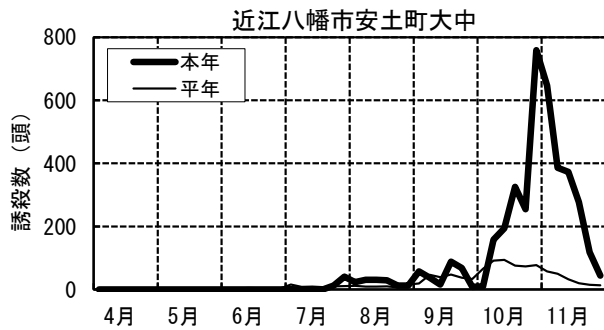


・平年値はH26～R5の10年間の平均値。

ハスモンヨトウ半旬別誘殺数（フェロモントラップ）

(頭)

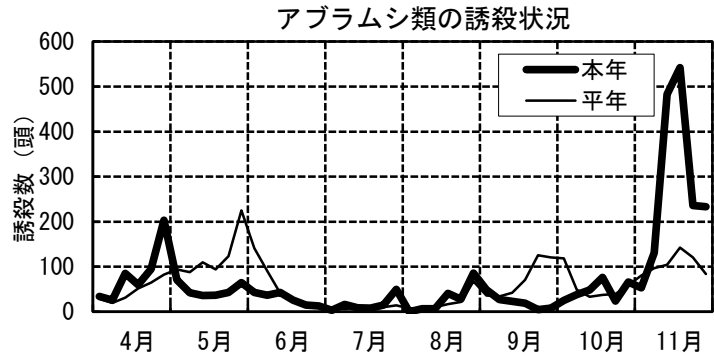
| 月 | 半旬 | 近江八幡市安土町大中 | | | | 長浜市難波町 | | | | 高島市今津町日置前 | | | | |
|----|----|------------|-----|------|------|--------|----|-----|------|-----------|-----|-----|------|-------|
| | | 本年 | 累積 | 平年 | 累積 | 本年 | 累積 | 平年 | 累積 | 本年 | 累積 | 平年 | 累積 | |
| 4 | 1 | 4.1 | 0 | 0 | 0.1 | 0.1 | | | | | | | | |
| 4 | 2 | 4.2 | 0 | 0 | 0.1 | 0.2 | | | | | | | | |
| 4 | 3 | 4.3 | 0 | 0 | 0 | 0.2 | | | | | | | | |
| 4 | 4 | 4.4 | 0 | 0 | 0 | 0.2 | | | | | | | | |
| 4 | 5 | 4.5 | 0 | 0 | 0.1 | 0.3 | | | | | | | | |
| 4 | 6 | 4.6 | 0 | 0 | 0.1 | 0.4 | | | | | | | | |
| 5 | 1 | 5.1 | 0 | 0 | 0.3 | 0.7 | | | | | | | | |
| 5 | 2 | 5.2 | 0 | 0 | 0.6 | 1.3 | | | | | | | | |
| 5 | 3 | 5.3 | 0 | 0 | 0.4 | 1.7 | | | | | | | | |
| 5 | 4 | 5.4 | 0 | 0 | 0.5 | 2.2 | | | | | | | | |
| 5 | 5 | 5.5 | 0 | 0 | 0.6 | 2.8 | | | | | | | | |
| 5 | 6 | 5.6 | 0 | 0 | 0.6 | 3.4 | | | | | | | | |
| 6 | 1 | 6.1 | 0 | 0 | 1.5 | 4.9 | | | | | | | | |
| 6 | 2 | 6.2 | 0 | 0 | 3.3 | 8.2 | | | | | | | | |
| 6 | 3 | 6.3 | 0 | 0 | 5.0 | 13.2 | | | | | | | | |
| 6 | 4 | 6.4 | 0 | 0 | 3.7 | 16.9 | | | | | | | | |
| 6 | 5 | 6.5 | 0 | 0 | 2.6 | 19.5 | | | | | | | | |
| 6 | 6 | 6.6 | 0 | 0 | 3.5 | 23.0 | | | | | | | | |
| 7 | 1 | 7.1 | 1 | 1 | 15.9 | 38.9 | 12 | 12 | 13.2 | 13.2 | 5 | 5 | 7.0 | 7.0 |
| 7 | 2 | 7.2 | 0 | 1 | 8.3 | 47.2 | 31 | 43 | 17.4 | 30.6 | 5 | 10 | 10.2 | 17.2 |
| 7 | 3 | 7.3 | 1 | 2 | 9.0 | 56.2 | 31 | 74 | 18.8 | 49.4 | 6 | 16 | 8.5 | 25.7 |
| 7 | 4 | 7.4 | 0 | 2 | 7.7 | 63.9 | 24 | 98 | 14.0 | 63.4 | 3 | 19 | 4.8 | 30.5 |
| 7 | 5 | 7.5 | 12 | 14 | 9.7 | 73.6 | 22 | 120 | 10.2 | 73.6 | 16 | 35 | 3.9 | 34.4 |
| 7 | 6 | 7.6 | 41 | 55 | 10.8 | 84.4 | 36 | 156 | 15.4 | 89.0 | 38 | 73 | 6.2 | 40.6 |
| 8 | 1 | 8.1 | 23 | 78 | 11.9 | 96.3 | 0 | 156 | 24.9 | 113.9 | 9 | 82 | 10.9 | 51.5 |
| 8 | 2 | 8.2 | 31 | 109 | 9.0 | 105.3 | 0 | 156 | 27.4 | 141.3 | 20 | 102 | 15.8 | 67.3 |
| 8 | 3 | 8.3 | 31 | 140 | 8.7 | 114.0 | 0 | 156 | 19.2 | 160.5 | 21 | 123 | 16.9 | 84.2 |
| 8 | 4 | 8.4 | 29 | 169 | 9.5 | 123.5 | 33 | 189 | 11.3 | 171.8 | 24 | 147 | 11.3 | 95.5 |
| 8 | 5 | 8.5 | 12 | 181 | 6.4 | 129.9 | 8 | 197 | 8.7 | 180.5 | 86 | 233 | 16.3 | 111.8 |
| 8 | 6 | 8.6 | 12 | 193 | 15.5 | 145.4 | 12 | 209 | 16.1 | 196.6 | 92 | 325 | 45.7 | 157.5 |
| 9 | 1 | 9.1 | 57 | 250 | 19.1 | 164.5 | 21 | 230 | 41.4 | 238.0 | 85 | 410 | 29 | 186.4 |
| 9 | 2 | 9.2 | 37 | 287 | 46.8 | 211.3 | 0 | 230 | 28.6 | 266.6 | 68 | 478 | 38.0 | 224.4 |
| 9 | 3 | 9.3 | 16 | 303 | 38.8 | 250.1 | 9 | 239 | 33.9 | 300.5 | 48 | 526 | 42.6 | 267.0 |
| 9 | 4 | 9.4 | 88 | 391 | 47.3 | 297.4 | 8 | 247 | 25.0 | 325.5 | 56 | 582 | 46.1 | 313.1 |
| 9 | 5 | 9.5 | 68 | 459 | 37.2 | 334.6 | 6 | 253 | 17.4 | 342.9 | 62 | 644 | 44.4 | 357.5 |
| 9 | 6 | 9.6 | 8 | 467 | 33.1 | 367.7 | 1 | 254 | 23.3 | 366.2 | 102 | 746 | 40.6 | 398.1 |
| 10 | 1 | 10.1 | 10 | 477 | 65.4 | 433.1 | 3 | 257 | 47.2 | 413.4 | 56 | 802 | 51.8 | 449.9 |
| 10 | 2 | 10.2 | 158 | 635 | 91.7 | 524.8 | 6 | 263 | 42.5 | 455.9 | 42 | 844 | 66.0 | 515.9 |
| 10 | 3 | 10.3 | 194 | 829 | 93.8 | 618.6 | 4 | 267 | 31.1 | 487.0 | 22 | 866 | 69.9 | 585.8 |
| 10 | 4 | 10.4 | 325 | 1154 | 75.6 | 694.2 | 7 | 274 | 16.0 | 503.0 | 22 | 888 | 53.0 | 638.8 |
| 10 | 5 | 10.5 | 255 | 1409 | 72.8 | 767.0 | 7 | 281 | 22.8 | 525.8 | 31 | 919 | 40.2 | 679.0 |
| 10 | 6 | 10.6 | 759 | 2168 | 77.2 | 844.2 | 0 | 281 | 31.8 | 557.6 | 30 | 949 | 39.5 | 718.5 |
| 11 | 1 | 11.1 | 647 | 2815 | 57.7 | 901.9 | | | | | | | | |
| 11 | 2 | 11.2 | 386 | 3201 | 50.2 | 952.1 | | | | | | | | |
| 11 | 3 | 11.3 | 373 | 3574 | 32.6 | 984.7 | | | | | | | | |
| 11 | 4 | 11.4 | 277 | 3851 | 19.8 | 1004.5 | | | | | | | | |
| 11 | 5 | 11.5 | 118 | 3969 | 15.1 | 1019.6 | | | | | | | | |
| 11 | 6 | 11.6 | 44 | 4013 | 13.4 | 1033.0 | | | | | | | | |



・平年値はH26～R5の10年間の平均値。

アブラムシ類半旬別誘殺数
(近江八幡市安土町大中：黄色水盤)
(頭)

| 月 | 半旬 | 本年 | | 平年 | |
|----|----|-----|------|-------|--------|
| | | 半旬別 | 累積 | 半旬別 | 累積 |
| 4 | 1 | 34 | 34 | 29.1 | 29.1 |
| | 2 | 26 | 60 | 19.6 | 48.7 |
| | 3 | 85 | 145 | 31.6 | 80.3 |
| | 4 | 60 | 205 | 51.8 | 132.1 |
| | 5 | 95 | 300 | 64.4 | 196.5 |
| | 6 | 203 | 503 | 82.5 | 279.0 |
| 5 | 1 | 71 | 574 | 94.2 | 373.2 |
| | 2 | 42 | 616 | 88.0 | 461.2 |
| | 3 | 36 | 652 | 109.8 | 571.0 |
| | 4 | 37 | 689 | 94.1 | 665.1 |
| | 5 | 43 | 732 | 123.3 | 788.4 |
| | 6 | 65 | 797 | 224.9 | 1013.3 |
| 6 | 1 | 43 | 840 | 141.3 | 1154.6 |
| | 2 | 37 | 877 | 90.7 | 1245.3 |
| | 3 | 43 | 920 | 41.6 | 1286.9 |
| | 4 | 26 | 946 | 25.3 | 1312.2 |
| | 5 | 15 | 961 | 19.0 | 1331.2 |
| | 6 | 13 | 974 | 16.3 | 1347.5 |
| 7 | 1 | 3 | 977 | 8.4 | 1355.9 |
| | 2 | 16 | 993 | 6.0 | 1361.9 |
| | 3 | 9 | 1002 | 9.7 | 1371.6 |
| | 4 | 8 | 1010 | 9.6 | 1381.2 |
| | 5 | 15 | 1025 | 10.3 | 1391.5 |
| | 6 | 50 | 1075 | 14.4 | 1405.9 |
| 8 | 1 | 0 | 1075 | 7.2 | 1413.1 |
| | 2 | 7 | 1082 | 8.4 | 1421.5 |
| | 3 | 7 | 1089 | 10.1 | 1431.6 |
| | 4 | 41 | 1130 | 16.9 | 1448.5 |
| | 5 | 28 | 1158 | 21.9 | 1470.4 |
| | 6 | 86 | 1244 | 67.6 | 1538.0 |
| 9 | 1 | 49 | 1293 | 36.2 | 1574.2 |
| | 2 | 27 | 1320 | 33.7 | 1607.9 |
| | 3 | 23 | 1343 | 42.5 | 1650.4 |
| | 4 | 19 | 1362 | 70.7 | 1721.1 |
| | 5 | 5 | 1367 | 125.3 | 1846.4 |
| | 6 | 8 | 1375 | 120.7 | 1967.1 |
| 10 | 1 | 25 | 1400 | 118.6 | 2085.7 |
| | 2 | 38 | 1438 | 49.2 | 2134.9 |
| | 3 | 48 | 1486 | 33.1 | 2168.0 |
| | 4 | 76 | 1562 | 37.3 | 2205.3 |
| | 5 | 24 | 1586 | 39.3 | 2244.6 |
| | 6 | 66 | 1652 | 59.0 | 2303.6 |
| 11 | 1 | 53 | 1705 | 80.4 | 2384.0 |
| | 2 | 131 | 1836 | 96.5 | 2480.5 |
| | 3 | 483 | 2319 | 104.6 | 2585.1 |
| | 4 | 542 | 2861 | 142.8 | 2727.9 |
| | 5 | 236 | 3097 | 120.6 | 2848.5 |
| | 6 | 233 | 3330 | 83.7 | 2932.2 |



・平年値はH26～R5の10年間の平均値。