# 琵琶湖定点定期観測（2012 年度〔平成 24 年度〕）

大山明彦・大前信輔・森田尚・太田滋規・金辻宏明・山本充孝*1・岡村貴司*2

The Regular Observation in Lake Biwa April 2012-March 2013

Akihiko Oyama・Shinsuke Ohmae・Takashi Morita・Shigeki Ota
Hiroaki kintsuji・Michitaka Yamamoto*1・Takashi Okamura*2

キーワード：琵琶湖、定点定期観測、水質、プランクトン

本観測は 1915 年(大正４年)から実施されており、本年度も琵琶湖北湖盆の東岸の彦根港（彦根市）から西岸の舟木崎（高島市）に至る線上の 5 定点において、各月中旬に一回の頻度で行った調査結果を報告する。

## 方　法

１．観測地点および観測月日

（１）観測地点

図１に観測地点を、表１に観測地点の緯度、経度を示す。定点の位置は GPS により緯度経度を測定し決定した。

図 1. 観測地点

表１　観測地点の位置および水深

| 地点名 | 緯度･経度 | 湖岸からの距離 | 水深 |
|---|---|---|---|
| Stn.Ⅰ | 北緯35″17″07.4″<br>東経136″14″31.7″ | 彦根港口から約400m | 約7m |
| Stn.Ⅱ | 北緯35″17″28.9″<br>東経136″12″37.6″ | 彦根港口から約3,200m | 約22m |
| Stn.Ⅲ | 北緯35″17″51.8″<br>東経136″10″37.3″ | 彦根港口から約6,200m | 約46m |
| Stn.Ⅳ | 北緯35″18″34.2″<br>東経136″07″19.1″ | 舟木崎から約4,400m | 約77m |
| Stn.Ⅴ | 北緯35″19″16.6″<br>東経136″04″48.5″ | 舟木崎から約140m | 約10m |

（２）観測月日

観測月日は下記に示した（付表１）。なお、調査は全て午前中に行った。

2012 年（平成 24 年）

4 月 16 日、5 月 14 日、6 月 11 日、7 月 17 日、8 月 16 日、9 月 12 日、10 月 11 日、11 月 19 日、12 月 12 日

2013 年（平成 25 年）

1 月 16 日、2 月 18 日、3 月 12 日

２．調査項目および方法

（１）水象

１）水深：魚群探知機による測深

２）水色：JIS 色票（日本色彩センター製）

３）透明度：セッキー円板

４）水温：自記録式水温計（㈱ALEC 製 COMPACT-CTD）

（２）水質

１）採水：6 リッター容バンドーン採水器：(㈱離合社製)

２）溶存酸素（DO）：ウィンクラーアジ化ナト

*1 現所属：滋賀県農政水産部水産課
*2 現所属：滋賀県知事公室広報課

リウム変法[1)]

3）pH：ガラス電極法（㈱HORIBA 製 pH METER F-22）

4）アンモニア態窒素（$NH_4$-N）：インドフェノール法による吸光光度法。吸光光度法による発色を分光光度計（㈱日本分光製 V-550）で測定（以下、同）

5）亜硝酸態窒素（$NO_2$-N）：スルファニルアミド・ナフチルエチレンジアミンによる吸光光度法[1、2)]

6）硝酸態窒素（$NO_3$-N）：ヒドラジン還元法[3)]による還元後、スルファニルアミド・ナフチルエチレンジアミンによる吸光光度法[1)]

7）有機態窒素（Org－N）：ケルダール変法[1)]による前処理後、中和滴定法[1)]によってアンモニア態窒素量を定量し、前処理前のアンモニア態窒素量を差し引くことで求めた。

8）リン酸態リン（$PO_4$-P）：モリブデン青吸光光度法[1)]

9）全リン（T-P）：硫酸、過塩素酸による分解後、アンモニア水で中和し、リン酸態リンと同様に測定。

10）溶性ケイ酸（$SiO_2^{2-}$）：モリブデン青吸光光度法[4)]

11）塩化物イオン（$Cl^-$）：チオシアン酸水銀（Ⅱ）と硫酸鉄（Ⅲ）アンモニウムによる吸光光度法[1)]

12）化学的酸素要求量（COD）：100℃、30 分間加熱時の過マンガン酸カリウムによる酸素消費量[2)]

13）クロロフィル a 量：Scor/Unesco 法

（3）プランクトン沈殿量：

北原式中層定量ネット（口径：22.5 ㎝、濾過部位：45 ㎝、濾過部測長：65 ㎝、ネット地：NXX14〔目合：95μm〕）で曳網速度 0.5m/s で下記に示した層別に垂直曳きして採集し、5%ホウ砂中性ホルマリンにより固定した標本の 24 時間の自然沈殿容積とした。また、固定した標本は 15ml になるまで上清を除去した後に混合し、そのうち 10ml を保存した。

採集層

0－10m（Stn.Ⅱ、Ⅲ、Ⅳ、Stn.Ⅰ、Ⅴは 0－5m）

10－20m（Stn. Ⅱ、Ⅲ、Ⅳ）

20－40m（Stn.Ⅲ、Ⅳ）

40－75m（Stn.Ⅳ）

（4）プランクトンの計数

1）植物プランクトンは（3）で採集したサンプルを検鏡して細胞数を計数した。ただし、藍藻は群体数を計数した。

2）動物プランクトンは（3）で採集したサンプルを検鏡して個体数を計数した。

## 結果および考察

各項目の観測結果を付表 1 ～19 に示す。

**湖水温**　図 2 に 2012 年度における 5 定点での表層（水深 0.5m）水温の月別平均値とその平年値（1981 年から 2010 年までの平均値）を示す。表層水温は、6.7℃～28.4℃の範囲にあり、7 月から 10 月まで平年値を上回った。特に 9 月は 2.6℃高かった。また 5、6 月と 11 月から翌年 2 月までは平年値を 0.6℃～1.3℃下回って推移した。

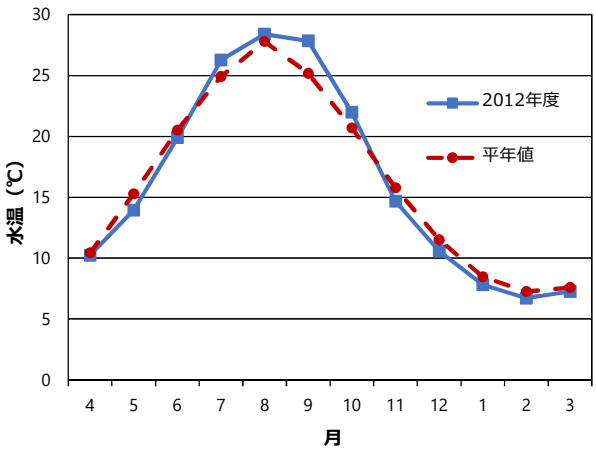


**図 2．表層（水深 0.5m）における平均水温およびその平年値の経月変化**

ここで、2012 年度の彦根における平均気温および平年値（1981 年から 2010 年までの平均値）[5)]の経月変化を図 3 に示す。

月別平均気温は、7 月から 10 月まで 17.9℃～28.5℃と平年値を 0.8℃～2.1℃上回って推移しており、また 5、6 月と 11 月から翌年 2 月まで 3.3℃～21.3℃と平年値を 0.1℃～1.4℃下回って推移したことから、この気温の傾向が同時期の表層水温に影響を与えたものと考えられる。

図 4 に 2012 年度の底層（Stn.Ⅴ－B、水深 75m）

における水温とその平年値（1981 年から 2010 年までの平均値）の経月変化を示す。底層水温は 6.8℃～7.7℃の間にあり、概ね平年値を下回り、特に 2 月には 6.8℃と平年値を 0.6℃下回った。また 1 月には表層との平均水温の差が見られないことから、観測時にはすでに全層循環していた可能性が高いと考えられる。

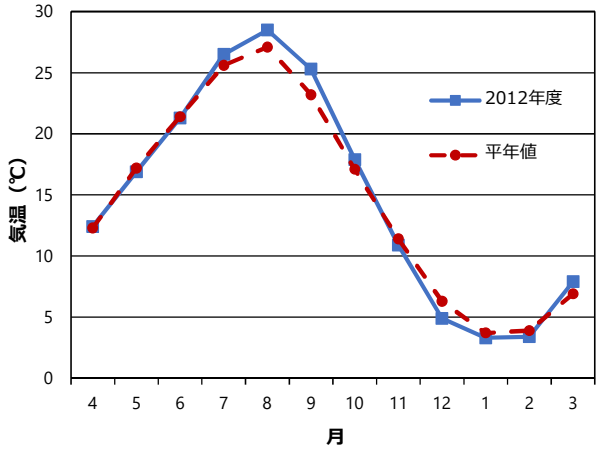


図３. 彦根における 2012 年度の平均気温およびその平年値の経月変化

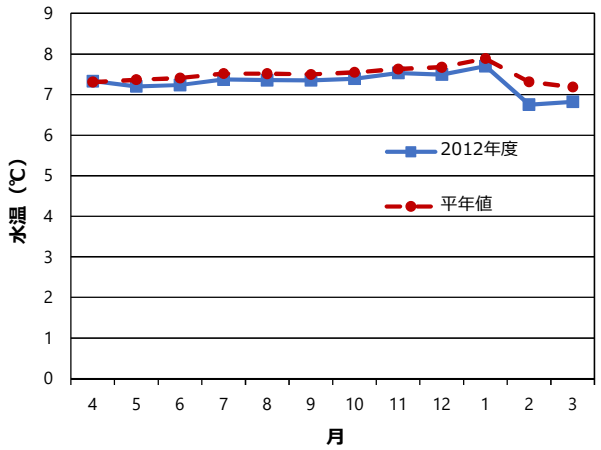


図４. 底層（Stn. V-B、水深 75m）における水温およびその平年値の経月変化

**透明度**　2012 年度の透明度（5 定点平均）とその平年値（1981 年から 2010 年までの平均値）の経月変化を図５に示す。

透明度は 2.7m～8.9m の範囲にあり、特に 6 月から 10 月にかけて変動が著しく、7 月に最低値、9 月に最高値となった。8、9 月には平年値を 1.9～3.3m 上回った。透明度は、6、7 月には植物プランクトン *Staurastrum dorsidentiferum var. ornatum* の増殖により平年値よりも低く推移したものと考えられ、8、9 月には栄養塩の枯渇により植物プランクトンの増殖が例年より抑えられたために、平年値より高く推移したものと考えられる。（図７、８、９参照）

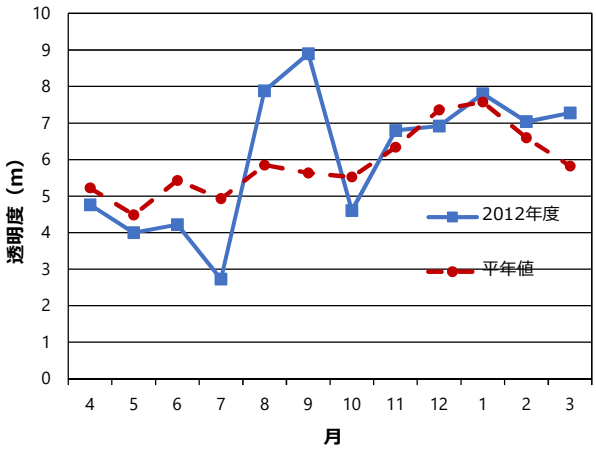


図５. 透明度（5 定点平均）とその平年値の経月変化

**溶存酸素濃度（DO）** 2012 年度の底層（Stn. V - B、水深 75m）の DO とその近 10 年平均値（過去 10 年間の平均値）の経月変化を図６に示す。底層 DO は 3.79mg/L～11.77mg/L の範囲にあった。底層 DO は 7 月から 8 月にかけて急激に減少し、8 月には 5.23mg/L となった。以降、底層 DO は 10 月まで平年値を 1mg/L 以上下回って推移したが、11 月には平年並みの値となり、翌年 1 月には 11.05mg/L と急激に増加し、以降平年値を 0.69mg/L～0.82mg/L 上回って推移した。

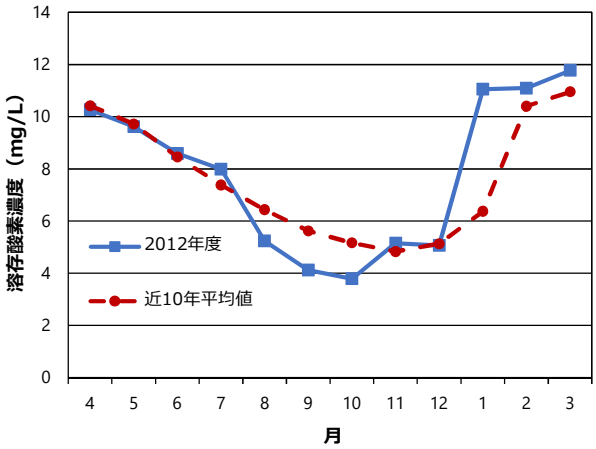


図６. 底層（Stn. V-B、水深 75m）における DO およびその近 10 年平均値の経月変化

7 月から 8 月にかけての底層 DO の低下には、6、7 月に増殖した植物プランクトンの沈降・分解が関与しているものと考えられる。10 月から 11 月にかけ

て増加した原因は不明である。また、本年度は平年より早く 1 月の観測時に底層 DO の回復が確認された。

**栄養塩類**　琵琶湖において溶存態無機態窒素の多くを占める硝酸態窒素の、2012 年度の表層（0.5m、5 定点平均）における濃度とその近 10 年平均値（過去 10 年間の平均値）の経月変化を図 7 に示す。

硝酸態窒素濃度は定量下限値(0.01mg/L)未満～0.24mg/L の範囲にあり、概ね平年値と同様の季節変化を示した一方、6 月には 0.07mg/L、7 月には 0.01mg/L と平年値を 0.04mg/L を下回り、それ以降も 11 月まで平年値を下回って推移した。これは、6 月、7 月は、植物プランクトンの増殖が平年より盛んであり、それにより硝酸態窒素の消費量が増加したため平年値より下回ったものと考えられる。

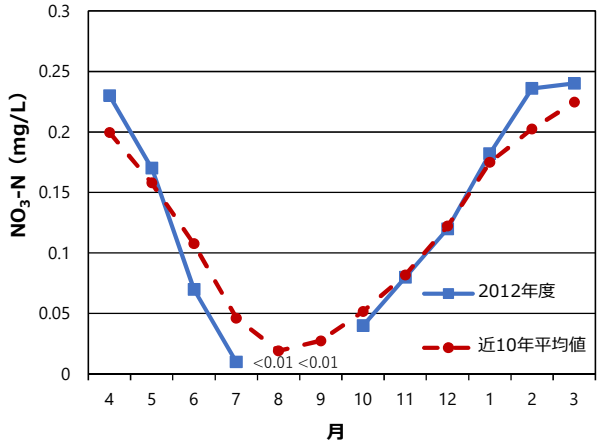


**図７．表層（0.5m）における硝酸態窒素（$NO_3$-N、5 定点平均）濃度とその近 10 年平均値の経月変化**

**プランクトン沈殿量**　図８に 2012 年度の表層（採集水層 0-10m、5 定点平均）におけるプランクトン沈殿量とその平年値（1981 年から 2010 年までの平均値）の経月変化を示す。

表層におけるプランクトン沈殿量は、1.86ml/m$^3$～40.04ml/m$^3$ の範囲にあった。5 月から 7 月にかけてと、10 月と 12 月に平年値を上回り、特に 5 月には 24.43ml/m$^3$、6 月には 22.04ml/m$^3$ 上回った。これは主に、5 月には珪藻の *Asterionella formosa*、6 月には大型の緑藻である *Staurastrum dorsidentiferum var. ornatum* の増殖によるものと思われる（図 9）。また 10 月には、珪藻の *Aulacoseira granulata* をはじめとして多くの植物プランクトン種が確認されており（付表 18 参照）、これらがプランクトン沈殿量に影響したものと思われる。

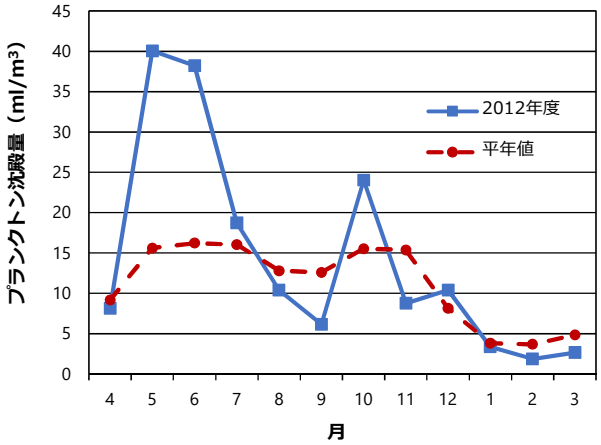


**図８．表層（0－10m）におけるプランクトン沈殿量（5 定点平均）とその平年値の経月変化**

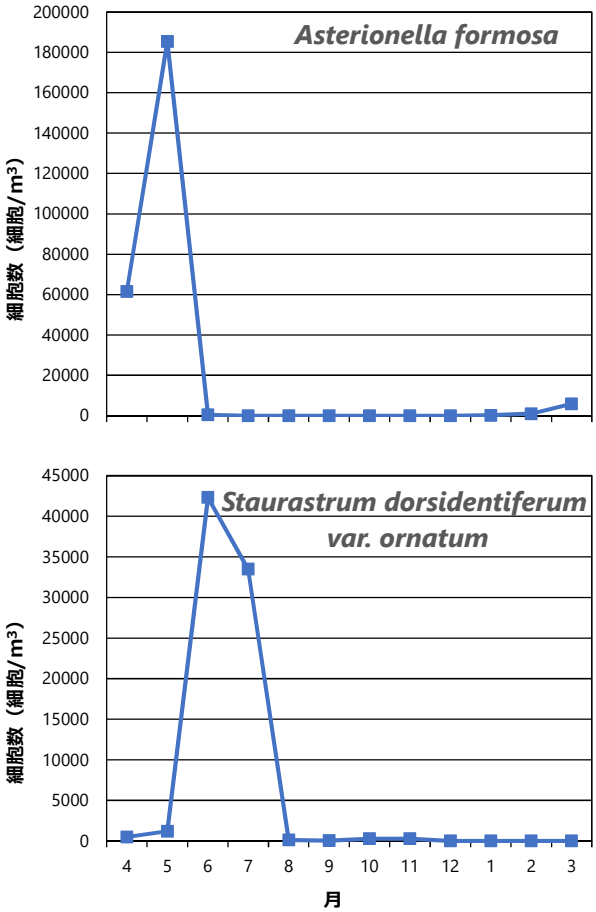


**図 9．*Asterionella formosa*、*Staurastrum dorsidentiferum var. ornatum* 密度の 5 定点平均値の経月変化**

**プランクトン組成**　動物プラントンのうち、

Nauplius、Copepodid、*Eodiaptomus japonicus*、*Daphnia galeata* 密度の 5 定点の平均値の経月変化を図１０に示す。

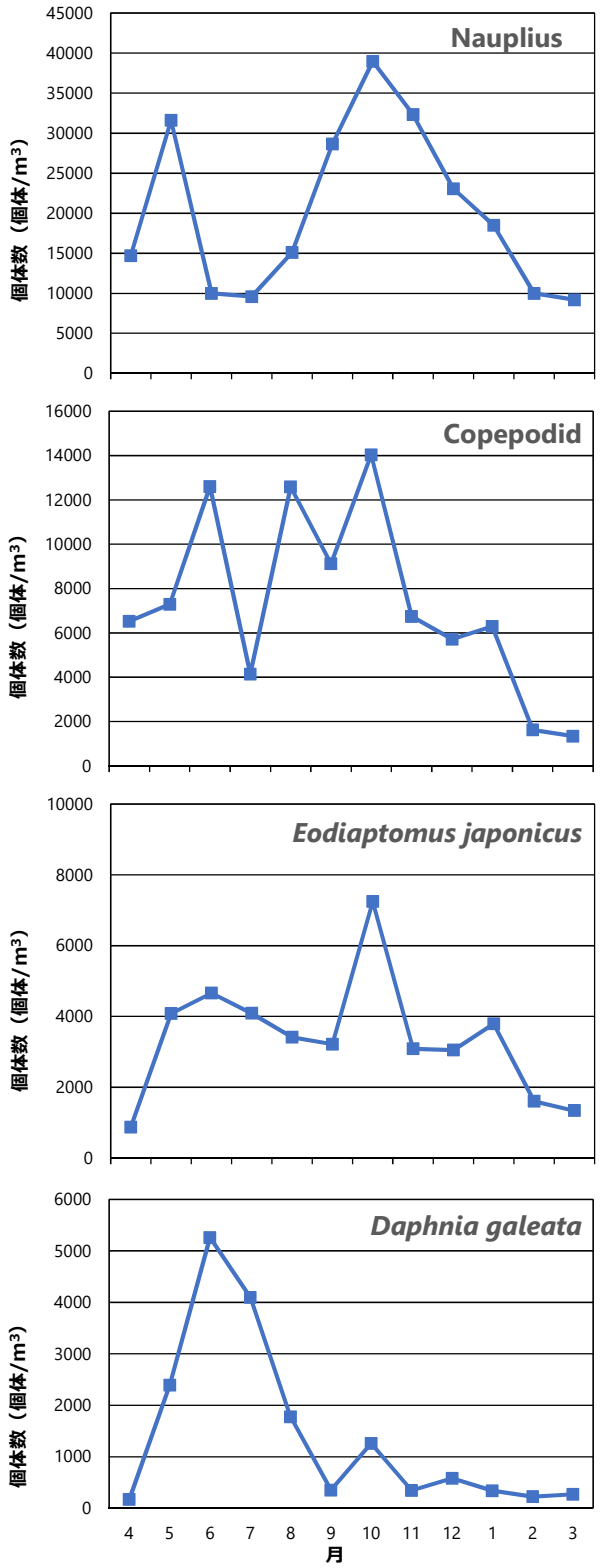


図１０．Nauplius、Copepodid、*Eodiaptomus japonicus*、*Daphnia galeata* 密度の 5 定点平均値の経月変化

Nauplius の密度は 4 月から 5 月にかけて増加し、5 月には 31588 個体/m³ となった。その後いったん減少したものの 7 月以降増加に転じ、10 月には 38946 個体/m³ となった。以降は減少に転じ、翌年 2 月には 9977 個体/m³、3 月には 9193 個体/m³ となった。

Copepodid の密度は 7 月に大きく低下したものの、概ね春から秋にかけて 6000 個体/m³ を上回り、6 月と 8 月にはそれぞれ 12610 個体/m³、12585 個体/m³、10 月には 14045 個体/m³ となった。それ以降はほぼ減少傾向にあり、11 月から翌年 1 月までは約 6000 個体/m³ 程度であったが、2 月と 3 月にはそれぞれ 1626 個体/m³、1347 個体/m³ となった。一方、*Eodiaptomus japonicus* の密度は 4 月から 6 月にかけて増加し、いったん減少したものの 10 月には 7243 個体/m³ となった。11 月から翌年 1 月にかけて約 3000 個体/m³ 程度で推移したのち、2 月と 3 月にはそれぞれ 1605 個体/m³、1335 個体/m³ となった。*Daphnia galeata* の密度は 4 月から 6 月にかけて増加し、6 月には 5262 個体/m³ となった。それ以降はほぼ減少傾向にあり、10 月にいったん増加したものの、それを除くと 9 月以降は 223 個体/m³～354 個体/m³ の間で推移した。

ここで 2009 年度から 2013 年度の 10 月から翌年 3 月までにおける、これら動物プランクトンの密度の 5 定点平均値および月別の平均値を表 2 に示す。

他の年度の値や平均値と比較して本年度は、Nauplius、Copepodid、*Eodiaptomus japonicus* の密度が 12 月と翌年 1 月に高かった一方で、*Daphnia galeata* の密度は 10 月と 11 月に顕著に低いこと、逆に 2 月 3 月の密度は高めに推移していたことが明らかとなった。本年度はアユの産卵量が 7 億粒と極めて少なかった [6]ことから、このような状況は、これら動物プランクトンを餌料とする生物、特に琵琶湖内のアユの生息量と密接に関係するものと考えられる。

**表２　2009 年度から 2013 年度までの 10 月から翌年 3 月までにおける Nauplius、Copepodid、*Eodiaptomus japonicus* と *Daphnia galeata* 密度の 5 定点平均値と月別平均値**

Nauplius

| 月／年度 | 2009 | 2010 | 2011 | 2012 | 2013 | 平均値 |
|---|---|---|---|---|---|---|
| 10 | 23,411 | 38,391 | 56,636 | 38,946 | 20,587 | 35,594 |
| 11 | 23,273 | 49,249 | 30,146 | 32,320 | 6,558 | 28,309 |
| 12 | 7,153 | 15,398 | 8,397 | 23,054 | 15,763 | 13,953 |
| 1 | 4,371 | 10,976 | 4,303 | 18,500 | 21,891 | 12,008 |
| 2 | 3,806 | 11,882 | 7,012 | 9,977 | 14,665 | 9,469 |
| 3 | 7,189 | 29,511 | 8,726 | 9,193 | 14,665 | 13,857 |

Copepodid

| 月／年度 | 2009 | 2010 | 2011 | 2012 | 2013 | 平均値 |
|---|---|---|---|---|---|---|
| 10 | 15,762 | 13,717 | 15,972 | 14,045 | 2,448 | 12,389 |
| 11 | 6,364 | 10,546 | 3,704 | 6,740 | 5,535 | 6,578 |
| 12 | 4,812 | 3,093 | 1,146 | 5,712 | 2,391 | 3,431 |
| 1 | 2,793 | 823 | 453 | 6,296 | 3,078 | 2,688 |
| 2 | 1,784 | 851 | 782 | 1,626 | 3,250 | 1,659 |
| 3 | 1,131 | 3,047 | 1,106 | 1,347 | 1,595 | 1,645 |

*Eodiaptomus japonicus*

| 月／年度 | 2009 | 2010 | 2011 | 2012 | 2013 | 平均値 |
|---|---|---|---|---|---|---|
| 10 | 11,904 | 8,258 | 7,680 | 7,243 | 1,783 | 7,373 |
| 11 | 3,138 | 1,861 | 1,390 | 3,087 | 333 | 1,962 |
| 12 | 802 | 1,040 | 462 | 3,048 | 908 | 1,252 |
| 1 | 465 | 629 | 725 | 3,796 | 965 | 1,316 |
| 2 | 1,244 | 809 | 369 | 1,605 | 2,753 | 1,356 |
| 3 | 930 | 639 | 286 | 1,335 | 1,694 | 977 |

*Daphnia galeata*

| 月／年度 | 2009 | 2010 | 2011 | 2012 | 2013 | 平均値 |
|---|---|---|---|---|---|---|
| 10 | 2,235 | 2,653 | 5,513 | 1,259 | 9,442 | 4,220 |
| 11 | 5,069 | 1,783 | 2,599 | 344 | 1,172 | 2,194 |
| 12 | 391 | 815 | 181 | 584 | 724 | 539 |
| 1 | 268 | 307 | 61 | 342 | 400 | 276 |
| 2 | 168 | 65 | 0 | 223 | 180 | 127 |
| 3 | 89 | 243 | 0 | 270 | 98 | 140 |

(個体/$m^3$)

## 摘　　要


１）表層水温は、6.7℃～28.4℃の範囲にあり、7 月から 10 月まで平年値を上回った一方、11 月から翌年 2 月まで平年値を下回った。

２）透明度は 2.7m～8.9m の範囲にあり、特に 6 月から 10 月にかけて変動が著しく、7 月に最低値、9 月に最高値となった。

３）底層 DO は 3.79mg/L～11.77mg/L の範囲にあった。平年値と比較すると、8 月から 10 月まで平年値を下回って推移した。

４）表層（0.5m）の硝酸態窒素濃度は 0.01mg/L 未満～0.24mg/L の範囲にあり、概ね平年値と同様の季節変化を示した一方で、6、7 月には植物プランクトンの増殖により平年値を下回った。

５）表層（0-10m）におけるプランクトン沈殿量は 1.86ml/$m^3$～40.04ml/$m^3$ の範囲にあり、5、6 月は珪藻の *Asterionella formosa* や大型の緑藻である *Staurastrum dorsidentiferum var. ornatum*、10 月は多くの植物プランクトン種の増殖により平年値を上回ったものと思われる。

６）動物プラントンのうち *Daphnia galeata*、Nauplius、*Eodiaptomus japonicus*、Copepodid 密度（5 定点の平均値）は、Nauplius では 5 月と 10 月にピークを持つ明瞭な二峰形を示した。Copepodid のでは 7 月以外概ね春から秋にかけて 6000 個体/$m^3$ を上回った。2 月以降は 2000 個体/$m^3$ 以下であった。一方、*Eodiaptomus japonicus* では 10 月以外は概ね 4000 個体/$m^3$ 前後で推移し､4 月と翌年 2、3 月には 2000 個体/$m^3$ 以下であった。*Daphnia galeata* では 6 月にピークを取り、5 月から 8 月までと 10 月以外は 1000 個体/$m^3$ を下回って推移した。他の年度と比較して本年度は、Nauplius、Copepodid、*Eodiaptomus japonicus* の密度が 12 月と翌年 1 月に高かった一方で、*Daphnia galeata* の密度は 10 月と 11 月に顕著に低かった。本年度はアユの産卵量が極めて少なかったことから、このような状況は、琵琶湖内のアユの生息量と密接に関係するものと考えられる


## 文　献


１）日本規格協会（1998）:「工業用水試験方法　JIS K0101」（板倉省吾）,1－323,　日本規格協会,　東京.

２）日本水道（2001）: Ⅳ－2　非金属「上水試験方法」,　2001 年版,　192－289,　日本水道協会,東京.

３）三宅泰雄・北野康（1960）: 第 11 章 - 3　硝酸「水質科学分析法」,116-122, 地人書館, 東京.

４）日本水道協会（1978）:「上水試験方法」, 1978 年版, 日本水道協会, 東京.

５）気象庁（2020）: 過去の気象データ検索,http://www.data.jma.go.jp/obd/stats/etrn/index.php

６）寺井　章人・遠藤　誠・田中　秀具・井戸本　純一　・上野　世司・臼杵　崇広・上垣　雅史(2012) : 平成 24

年のアユ資源調査結果概要, 平成 24 年度滋賀県水
産試験場事業報告，p.42

付表１　気象および水象

| 観測月日 | 地点 | 時　間 | 気象 | | | | | 水象 | | | | |
|---|---|---|---|---|---|---|---|---|---|---|---|---|
| | | | 天候 | 雲量 | 気温(℃) | 風向 | 風速(m/sec) | 水色 | 透明度(m) | 波浪 | うねり | 魚探水深(m) |
| 2012 4/16 | Ⅰ | 9:00～9:05 | 曇 | 10 | 13.8 | W | 0.8 | 7.5GY4/3 | 2.6 | 2 | 0 | 7.0 |
| | Ⅱ | 9:10～9:20 | 曇 | 10 | 13.8 | W | 3.0 | 2.5G3/4 | 4.1 | 2 | 0 | 23.8 |
| | Ⅲ | 9:27～9:47 | 曇 | 10 | 13.8 | W | 2.5 | 2.5G3/2 | 5.3 | 2 | 0 | 46.6 |
| | Ⅳ | 9:55～10:22 | 曇 | 10 | 13.6 | S | 0.5 | 2.5G3/2 | 7.1 | 1 | 0 | 78.6 |
| | Ⅴ | 10:31～10:37 | 曇 | 10 | 13.4 | W | 0.5 | 2.5G4/2 | 4.7 | 1 | 0 | 14.6 |
| 5/14 | Ⅰ | 9:00～9:05 | 晴 | 2 | 13.4 | W | 2.3 | 5GY4/4 | 2.7 | 1 | 0 | 7.2 |
| | Ⅱ | 9:10～9:20 | 晴 | 2 | 13.4 | SW | 2.5 | 7.5GY3/4 | 3.9 | 1 | 0 | 22.5 |
| | Ⅲ | 9:30～9:45 | 晴 | 2 | 13.8 | S | 1.9 | 5GY3/3 | 3.1 | 1 | 0 | 47.1 |
| | Ⅳ | 9:55～10:20 | 晴 | 2 | 13.8 | S | 0.7 | 10GY3/4 | 5.8 | 1 | 0 | 78.2 |
| | Ⅴ | 10:30～10:37 | 晴 | 2 | 14.0 | S | 2.2 | 2.5G3/4 | 4.5 | 1 | 0 | 14.7 |
| 6/11 | Ⅰ | 9:08～9:15 | 晴 | 4 | 20.9 | W | 2.6 | 7.5GY3/6 | 3.1 | 2 | 0 | 6.9 |
| | Ⅱ | 9:20～9:29 | 晴 | 5 | 21.8 | W | 2.7 | 2.5G3/4 | 4.9 | 2 | 0 | 22.1 |
| | Ⅲ | 9:40～9:52 | 晴 | 5 | 21.6 | W | 2.0 | 10GY3/3 | 4.3 | 1 | 0 | 48.2 |
| | Ⅳ | 10:01～10:25 | 晴 | 6 | 21.9 | W | 2.3 | 10GY3/4 | 4.8 | 1 | 0 | 78.8 |
| | Ⅴ | 10:35～10:40 | 晴 | 7 | 22.3 | S | 1.0 | 2.5G3/4 | 4.0 | 1 | 0 | 17.4 |
| 7/17 | Ⅰ | 9:07～9:12 | 晴 | 2 | 27.8 | W | 2.0 | 7.5GY4/8 | 2.5 | 2 | 1 | 6.8 |
| | Ⅱ | 9:17～9:25 | 晴 | 2 | 28.1 | SW | 0.2 | 7.5GY4/8 | 2.7 | 2 | 1 | 22.5 |
| | Ⅲ | 9:33～9:47 | 晴 | 2 | 27.6 | W | 0.8 | 7.5GY4/6 | 2.9 | 1 | 0 | 48.9 |
| | Ⅳ | 9:57～10:29 | 晴 | 2 | 27.6 | W | 0.2 | 7.5GY4/6 | 2.9 | 1 | 0 | 78.8 |
| | Ⅴ | 10:38～10:45 | 晴 | 2 | 28.8 | E | 0.5 | 7.5GY4/8 | 2.6 | 1 | 0 | 13.3 |
| 8/16 | Ⅰ | 8:54～8:59 | 晴 | 3 | 27.8 | N | 0.8 | 10GY3/4 | 5.6 | 2 | 0 | 6.7 |
| | Ⅱ | 9:05～9:13 | 晴 | 3 | 28.2 | E | 0.8 | 2.5G3/4 | 8.7 | 1 | 0 | 23.3 |
| | Ⅲ | 9:25～9:25 | 晴 | 3 | 28.0 | S | 0.6 | 2.5G3/4 | 8.2 | 1 | 0 | 48.3 |
| | Ⅳ | 9:50～10:15 | 晴 | 4 | 29.2 | E | 0.7 | 2.5G2/4 | 9.3 | 2 | 0 | 78.5 |
| | Ⅴ | 10:23～10:30 | 晴 | 4 | 29.3 | SE | 0.2 | 2.5G2/4 | 7.6 | 1 | 0 | 12.4 |
| 9/12 | Ⅰ | 8:57～9:00 | 晴 | 2 | 25.5 | SW | 0.9 | 10GY3/3 | 5.1 | 1 | 0 | 6.7 |
| | Ⅱ | 9:06～9:15 | 晴 | 2 | 25.6 | NW | 0.3 | 2.5G3/3 | 10.0 | 1 | 0 | 22.5 |
| | Ⅲ | 9:21～9:35 | 晴 | 2 | 25.4 | W | 0.3 | 2.5G3/3 | 10.1 | 1 | 0 | 46.2 |
| | Ⅳ | 9:48～10:10 | 晴 | 2 | 25.8 | W | 0.6 | 5G3/3 | 10.1 | 1 | 0 | 78.4 |
| | Ⅴ | 10:20～10:25 | 晴 | 2 | 26.2 | SE | 0.4 | 2.5G3/3 | 9.2 | 1 | 0 | 13.5 |
| 10/11 | Ⅰ | 9:10～9:15 | 晴 | 8 | 20.5 | NW | 0.7 | 2.5GY3/4 | 2.2 | 1 | 0 | 6.7 |
| | Ⅱ | 9:20～9:27 | 晴 | 8 | 20.3 | W | 0.3 | 10GY3/4 | 4.9 | 1 | 0 | 22.4 |
| | Ⅲ | 9:34～9:48 | 晴 | 6 | 20.6 | S | 0.4 | 2.5G3/4 | 5.2 | 1 | 0 | 47.8 |
| | Ⅳ | 10:00～10:20 | 晴 | 6 | 21.0 | S | 0.7 | 2.5G3/3 | 6.0 | 1 | 0 | 78.4 |
| | Ⅴ | 10:29～10:35 | 晴 | 6 | 21.6 | S | 0.2 | 2.5G4/3 | 4.7 | 1 | 0 | 10.8 |
| 11/19 | Ⅰ | 10:00～10:05 | 快晴 | 1 | 10.5 | S | 0.6 | 7.5GY3/6 | 3.6 | 1 | 0 | 7.3 |
| | Ⅱ | 10:10～10:20 | 快晴 | 1 | 10.9 | SE | 1.2 | 7.5GY3/4 | 5.7 | 2 | 1 | 23.4 |
| | Ⅲ | 10:27～10:42 | 快晴 | 1 | 12.3 | S | 1.7 | 10GY3/3 | 10.1 | 2 | 1 | 46.7 |
| | Ⅳ | 10:50～11:14 | 快晴 | 1 | 10.3 | S | 1.6 | 10GY3/3 | 8.4 | 2 | 1 | 78.4 |
| | Ⅴ | 11:20～11:28 | 晴 | 2 | 10.8 | S | 1.6 | 10GY3/3 | 6.2 | 2 | 1 | 11.7 |
| 12/12 | Ⅰ | 8:55～9:00 | 曇 | 10 | 3.8 | E | 0.8 | 2.5G2/3 | 5.7 | 1 | 0 | 7.2 |
| | Ⅱ | 10:10～10:20 | 曇 | 10 | 4.4 | N | 2.5 | 2.5G2/3 | 6.2 | 2 | 1 | 22.8 |
| | Ⅲ | 10:27～10:42 | 曇 | 10 | 3.7 | NW | 4.3 | 2.5G2/2 | 7.5 | 2 | 1 | 46.6 |
| | Ⅳ | 10:50～11:14 | 曇 | 10 | 2.8 | W | 3.5 | 2.5G2/2 | 8.2 | 2 | 1 | 78.8 |
| | Ⅴ | 11:20～11:28 | 曇 | 10 | 2.8 | S | 1.1 | 2.5G2/3 | 7.0 | 2 | 0 | 14.7 |
| 2013 1/16 | Ⅰ | 8:56～9:04 | 晴 | 3 | 4.0 | S | 4.6 | 10GY3/3 | 5.2 | 1 | 0 | 6.6 |
| | Ⅱ | 9:06～9:15 | 晴 | 3 | 5.3 | S | 5.9 | 2.5G3/3 | 7.2 | 3 | 1 | 22.8 |
| | Ⅲ | 9:20～9:35 | 晴 | 2 | 5.8 | S | 6.3 | 2.5G3/2 | 8.7 | 3 | 1 | 45.9 |
| | Ⅳ | 9:45～10:08 | 晴 | 3 | 5.8 | S | 6.2 | 2.5G3/2 | 8.9 | 3 | 1 | 77.4 |
| | Ⅴ | 10:15～10:20 | 晴 | 3 | 4.2 | S | 4.1 | 2.5G3/2 | 9.0 | 3 | 1 | 12.5 |
| 2/18 | Ⅰ | 9:00～9:05 | 雨 | 10 | 5.9 | N | 0.1 | 10GY3/3 | 4.2 | 1 | 0 | 6.2 |
| | Ⅱ | 9:15～9:23 | 雨 | 10 | 3.3 | NE | 0.8 | 2.5G3/4 | 7.0 | 1 | 0 | 22.2 |
| | Ⅲ | 9:30～9:45 | 雨 | 10 | 3.2 | N | 0.9 | 2.5G3/2 | 7.7 | 1 | 0 | 47.3 |
| | Ⅳ | 9:54～10:18 | 雨 | 10 | 3.2 | NW | 2.2 | 2.5G3/2 | 8.8 | 1 | 0 | 78.5 |
| | Ⅴ | 10:25～10:32 | 雨 | 10 | 4.3 | NW | 4.3 | 2.5G3/2 | 7.5 | 2 | 0 | 16.5 |
| 3/12 | Ⅰ | 9:05～9:10 | 快晴 | 0 | 3.8 | W | 1.9 | 5GY4/4 | 2.6 | 1 | 0 | 5.9 |
| | Ⅱ | 9:15～9:20 | 快晴 | 0 | 4.8 | N | 0.2 | 10GY4/6 | 6.7 | 1 | 0 | 22.5 |
| | Ⅲ | 9:31～9:45 | 快晴 | 0 | 5.9 | W | 1.2 | 10GY4/4 | 7.1 | 1 | 0 | 47.3 |
| | Ⅳ | 9:50～10:16 | 快晴 | 0 | 6.6 | SW | 1.3 | 10GY3/4 | 10.1 | 1 | 0 | 77.7 |
| | Ⅴ | 10:20～10:30 | 快晴 | 0 | 5.2 | NE | 0.4 | 10GY3/6 | 9.9 | 1 | 0 | 11.6 |

## 付表２－１　湖水温（℃）

| 月日 | 深度(m) | 地点 Ⅰ | Ⅱ | Ⅲ | Ⅳ | Ⅴ | 平均値 | 平年値 |
|---|---|---|---|---|---|---|---|---|
| 2012 4/16 | 0.5 | 12.1 | 10.0 | 10.0 | 9.8 | 9.3 | 10.2 | 10.4 |
| | 1 | 12.1 | 9.7 | 9.7 | 9.4 | 9.1 | 10.0 | － |
| | 2 | 11.9 | 9.5 | 9.6 | 9.1 | 9.0 | 9.8 | － |
| | 3 | 11.3 | 9.3 | 9.5 | 9.0 | 9.0 | 9.6 | － |
| | 4 | 10.8 | 9.0 | 9.5 | 9.0 | 8.9 | 9.4 | － |
| | 5 | 10.5 | 8.8 | 9.5 | 8.4 | 8.9 | 9.2 | 9.6 |
| | 6 | 10.0 | 8.6 | 9.5 | 8.4 | 8.9 | 9.1 | － |
| | 7 | － | 8.5 | 9.4 | 8.4 | 8.9 | 8.8 | － |
| | 8 | － | 8.5 | 9.4 | 8.3 | 8.9 | 8.8 | － |
| | 9 | － | 8.5 | 9.3 | 8.3 | 8.9 | 8.8 | － |
| | 10 | － | 8.5 | 9.0 | 8.3 | 8.9 | 8.7 | 8.9 |
| | 11 | － | 8.5 | 8.9 | 8.3 | 8.8 | 8.6 | － |
| | 12 | － | 8.5 | 8.8 | 8.3 | 8.8 | 8.6 | － |
| | 13 | － | 8.4 | 8.8 | 8.3 | 8.8 | 8.6 | － |
| | 14 | － | 8.4 | 8.7 | 8.3 | 8.8 | 8.6 | － |
| | 15 | － | 8.4 | 8.7 | 8.2 | 8.8 | 8.5 | 8.6 |
| | 16 | － | 8.4 | 8.7 | 8.2 | － | 8.4 | － |
| | 17 | － | 8.4 | 8.7 | 8.2 | － | 8.4 | － |
| | 18 | － | 8.4 | 8.7 | 8.2 | － | 8.4 | － |
| | 19 | － | 8.4 | 8.6 | 8.2 | － | 8.4 | － |
| | 20 | － | 8.3 | 8.6 | 8.1 | － | 8.3 | 8.4 |
| | 21 | － | 8.3 | 8.4 | 8.1 | － | 8.3 | － |
| | 22 | － | 8.2 | 8.1 | 8.0 | － | 8.1 | － |
| | 23 | － | 8.0 | 8.1 | 8.0 | － | 8.0 | － |
| | 24 | － | － | 8.0 | 8.0 | － | 8.0 | － |
| | 25 | － | － | 7.9 | 8.0 | － | 8.0 | 8.2 |
| | 26 | － | － | 7.7 | 8.0 | － | 7.9 | － |
| | 27 | － | － | 7.7 | 8.0 | － | 7.9 | － |
| | 28 | － | － | 7.7 | 8.0 | － | 7.9 | － |
| | 29 | － | － | 7.6 | 8.0 | － | 7.8 | － |
| | 30 | － | － | 7.6 | 7.9 | － | 7.8 | 8.1 |
| | 31 | － | － | 7.6 | 7.9 | － | 7.8 | － |
| | 32 | － | － | 7.6 | 7.9 | － | 7.8 | － |
| | 33 | － | － | 7.6 | 7.8 | － | 7.7 | － |
| | 34 | － | － | 7.6 | 7.8 | － | 7.7 | － |
| | 35 | － | － | 7.6 | 7.7 | － | 7.7 | 8.0 |
| | 36 | － | － | 7.6 | 7.7 | － | 7.7 | － |
| | 37 | － | － | 7.6 | 7.7 | － | 7.7 | － |
| | 38 | － | － | 7.6 | 7.7 | － | 7.7 | － |
| | 39 | － | － | 7.6 | 7.6 | － | 7.6 | － |
| | 40 | － | － | 7.6 | 7.6 | － | 7.6 | 7.8 |
| | 41 | － | － | 7.6 | 7.6 | － | 7.6 | － |
| | 42 | － | － | 7.6 | 7.6 | － | 7.6 | － |
| | 43 | － | － | 7.6 | 7.6 | － | 7.6 | － |
| | 44 | － | － | 7.6 | 7.6 | － | 7.6 | － |
| | 45 | － | － | 7.6 | 7.6 | － | 7.6 | 7.8 |
| | 46 | － | － | 7.6 | 7.6 | － | 7.6 | － |
| | 47 | － | － | － | 7.6 | － | 7.6 | － |
| | 48 | － | － | － | 7.6 | － | 7.6 | － |
| | 49 | － | － | － | 7.6 | － | 7.6 | － |
| | 50 | － | － | － | 7.6 | － | 7.6 | 7.7 |
| | 51 | － | － | － | 7.6 | － | 7.6 | － |
| | 52 | － | － | － | 7.6 | － | 7.6 | － |
| | 53 | － | － | － | 7.5 | － | 7.5 | － |
| | 54 | － | － | － | 7.5 | － | 7.5 | － |
| | 55 | － | － | － | 7.5 | － | 7.5 | 7.6 |
| | 56 | － | － | － | 7.5 | － | 7.5 | － |
| | 57 | － | － | － | 7.5 | － | 7.5 | － |
| | 58 | － | － | － | 7.5 | － | 7.5 | － |
| | 59 | － | － | － | 7.5 | － | 7.5 | － |
| | 60 | － | － | － | 7.5 | － | 7.5 | 7.5 |
| | 61 | － | － | － | 7.5 | － | 7.5 | － |
| | 62 | － | － | － | 7.4 | － | 7.4 | － |
| | 63 | － | － | － | 7.4 | － | 7.4 | － |
| | 64 | － | － | － | 7.4 | － | 7.4 | － |
| | 65 | － | － | － | 7.4 | － | 7.4 | 7.5 |
| | 66 | － | － | － | 7.4 | － | 7.4 | － |
| | 67 | － | － | － | 7.4 | － | 7.4 | － |
| | 68 | － | － | － | 7.4 | － | 7.4 | － |
| | 69 | － | － | － | 7.4 | － | 7.4 | － |
| | 70 | － | － | － | 7.4 | － | 7.4 | 7.4 |
| | 71 | － | － | － | 7.4 | － | 7.4 | － |
| | 72 | － | － | － | 7.4 | － | 7.4 | － |
| | 73 | － | － | － | 7.3 | － | 7.3 | － |
| | 74 | － | － | － | 7.3 | － | 7.3 | － |
| | 75 | － | － | － | 7.3 | － | 7.3 | 7.3 |
| | 底層 | 10.0 | 8.0 | 7.6 | 7.2 | 8.8 | | |
| | 底層深度 | 6 | 23 | 46 | 78 | 15 | | |

| 月日 | 深度(m) | 地点 Ⅰ | Ⅱ | Ⅲ | Ⅳ | Ⅴ | 平均値 | 平年値 |
|---|---|---|---|---|---|---|---|---|
| 5/14 | 0.5 | 15.1 | 14.3 | 15.2 | 12.7 | 12.5 | 14.0 | 15.3 |
| | 1 | 14.8 | 14.2 | 14.8 | 12.8 | 12.5 | 13.8 | － |
| | 2 | 14.8 | 14.1 | 14.1 | 12.2 | 12.5 | 13.5 | － |
| | 3 | 14.8 | 13.9 | 13.5 | 12.2 | 12.5 | 13.4 | － |
| | 4 | 14.1 | 13.7 | 13.3 | 12.1 | 12.3 | 13.1 | － |
| | 5 | 13.6 | 13.6 | 13.0 | 11.9 | 12.2 | 12.9 | 14.1 |
| | 6 | 13.3 | 13.5 | 12.9 | 11.8 | 12.2 | 12.7 | － |
| | 7 | 13.3 | 13.5 | 12.6 | 11.5 | 12.1 | 12.6 | － |
| | 8 | － | 13.5 | 12.6 | 11.2 | 12.1 | 12.4 | － |
| | 9 | － | 12.8 | 12.5 | 11.2 | 11.5 | 12.0 | － |
| | 10 | － | 12.5 | 12.5 | 11.1 | 10.4 | 11.6 | 12.7 |
| | 11 | － | 12.3 | 12.4 | 11.1 | 10.1 | 11.5 | － |
| | 12 | － | 12.3 | 12.3 | 11.0 | 9.9 | 11.4 | － |
| | 13 | － | 12.2 | 12.3 | 11.0 | 10.0 | 11.4 | － |
| | 14 | － | 12.2 | 12.3 | 10.9 | 9.9 | 11.3 | － |
| | 15 | － | 12.2 | 12.1 | 10.9 | － | 11.7 | 11.5 |
| | 16 | － | 12.2 | 12.0 | 10.8 | － | 11.7 | － |
| | 17 | － | 12.2 | 11.9 | 10.8 | － | 11.6 | － |
| | 18 | － | 12.2 | 11.7 | 10.7 | － | 11.5 | － |
| | 19 | － | 12.2 | 11.4 | 10.7 | － | 11.4 | － |
| | 20 | － | 12.1 | 11.3 | 10.6 | － | 11.3 | 10.4 |
| | 21 | － | 12.0 | 11.1 | 10.1 | － | 11.1 | － |
| | 22 | － | 11.9 | 11.1 | 9.2 | － | 10.7 | － |
| | 23 | － | － | 10.5 | 9.1 | － | 9.8 | － |
| | 24 | － | － | 10.3 | 8.9 | － | 9.6 | － |
| | 25 | － | － | 9.8 | 8.9 | － | 9.4 | 9.3 |
| | 26 | － | － | 9.7 | 8.6 | － | 9.2 | － |
| | 27 | － | － | 9.7 | 8.4 | － | 9.1 | － |
| | 28 | － | － | 9.6 | 8.3 | － | 9.0 | － |
| | 29 | － | － | 9.6 | 8.2 | － | 8.9 | － |
| | 30 | － | － | 9.4 | 8.1 | － | 8.8 | 8.8 |
| | 31 | － | － | 9.1 | 8.0 | － | 8.6 | － |
| | 32 | － | － | 8.9 | 7.9 | － | 8.4 | － |
| | 33 | － | － | 8.6 | 7.8 | － | 8.2 | － |
| | 34 | － | － | 8.3 | 7.7 | － | 8.0 | － |
| | 35 | － | － | 8.1 | 7.7 | － | 7.9 | 8.4 |
| | 36 | － | － | 8.0 | 7.7 | － | 7.9 | － |
| | 37 | － | － | 8.0 | 7.7 | － | 7.9 | － |
| | 38 | － | － | 8.0 | 7.7 | － | 7.9 | － |
| | 39 | － | － | 7.8 | 7.7 | － | 7.8 | － |
| | 40 | － | － | 7.8 | 7.7 | － | 7.8 | 8.2 |
| | 41 | － | － | 7.8 | 7.7 | － | 7.8 | － |
| | 42 | － | － | 7.8 | 7.7 | － | 7.8 | － |
| | 43 | － | － | 7.8 | 7.7 | － | 7.8 | － |
| | 44 | － | － | 7.7 | 7.6 | － | 7.7 | － |
| | 45 | － | － | 7.7 | 7.6 | － | 7.7 | 8.0 |
| | 46 | － | － | 7.7 | 7.6 | － | 7.7 | － |
| | 47 | － | － | － | 7.6 | － | 7.6 | － |
| | 48 | － | － | － | 7.6 | － | 7.6 | － |
| | 49 | － | － | － | 7.6 | － | 7.6 | － |
| | 50 | － | － | － | 7.6 | － | 7.6 | 7.8 |
| | 51 | － | － | － | 7.6 | － | 7.6 | － |
| | 52 | － | － | － | 7.6 | － | 7.6 | － |
| | 53 | － | － | － | 7.5 | － | 7.5 | － |
| | 54 | － | － | － | 7.5 | － | 7.5 | － |
| | 55 | － | － | － | 7.5 | － | 7.5 | 7.7 |
| | 56 | － | － | － | 7.5 | － | 7.5 | － |
| | 57 | － | － | － | 7.5 | － | 7.5 | － |
| | 58 | － | － | － | 7.4 | － | 7.4 | － |
| | 59 | － | － | － | 7.4 | － | 7.4 | － |
| | 60 | － | － | － | 7.4 | － | 7.4 | 7.6 |
| | 61 | － | － | － | 7.4 | － | 7.4 | － |
| | 62 | － | － | － | 7.3 | － | 7.3 | － |
| | 63 | － | － | － | 7.3 | － | 7.3 | － |
| | 64 | － | － | － | 7.3 | － | 7.3 | － |
| | 65 | － | － | － | 7.3 | － | 7.3 | 7.5 |
| | 66 | － | － | － | 7.3 | － | 7.3 | － |
| | 67 | － | － | － | 7.3 | － | 7.3 | － |
| | 68 | － | － | － | 7.3 | － | 7.3 | － |
| | 69 | － | － | － | 7.3 | － | 7.3 | － |
| | 70 | － | － | － | 7.3 | － | 7.3 | 7.4 |
| | 71 | － | － | － | 7.3 | － | 7.3 | － |
| | 72 | － | － | － | 7.3 | － | 7.3 | － |
| | 73 | － | － | － | 7.3 | － | 7.3 | － |
| | 74 | － | － | － | 7.3 | － | 7.3 | － |
| | 75 | － | － | － | 7.2 | － | 7.2 | 7.4 |
| | 底層 | 13.3 | 11.9 | 7.7 | 7.2 | 9.9 | | |
| | 底層深度 | 7 | 22 | 46 | 77 | 14 | | |

※平年値は 1981 年から 2010 年（昭和 56 年から平成 22 年）までの同時期調査の平均値。

## 付表２－２　湖水温（℃）

| 月日 | 深度(m) | 地点 Ⅰ | Ⅱ | Ⅲ | Ⅳ | Ⅴ | 平均値 | 平年値 |
|---|---|---|---|---|---|---|---|---|
| 6/11 | 0.5 | 20.3 | 19.3 | 19.0 | 20.5 | 20.4 | 19.9 | 20.5 |
| | 1 | 19.8 | 19.1 | 18.8 | 20.4 | 19.4 | 19.5 | － |
| | 2 | 19.7 | 19.2 | 18.7 | 19.8 | 19.1 | 19.3 | － |
| | 3 | 19.6 | 18.9 | 18.7 | 19.3 | 19.1 | 19.1 | － |
| | 4 | 19.6 | 18.8 | 18.7 | 19.1 | 18.9 | 19.0 | － |
| | 5 | 19.5 | 18.7 | 18.7 | 18.9 | 16.9 | 18.5 | 19.4 |
| | 6 | 19.5 | 18.7 | 18.7 | 17.4 | 11.3 | 17.1 | － |
| | 7 | － | 18.7 | 18.6 | 17.0 | 10.9 | 16.3 | － |
| | 8 | － | 18.6 | 18.5 | 16.1 | 10.6 | 16.0 | － |
| | 9 | － | 18.6 | 18.4 | 15.6 | 10.5 | 15.8 | － |
| | 10 | － | 18.6 | 16.7 | 15.6 | 10.3 | 15.3 | 16.8 |
| | 11 | － | 18.2 | 14.8 | 14.9 | 9.9 | 14.5 | － |
| | 12 | － | 18.0 | 13.7 | 14.7 | 9.7 | 14.0 | － |
| | 13 | － | 16.7 | 13.3 | 13.2 | 9.6 | 13.2 | － |
| | 14 | － | 14.1 | 12.9 | 12.3 | 9.6 | 12.2 | － |
| | 15 | － | 13.4 | 12.8 | 12.1 | 9.5 | 12.0 | 13.4 |
| | 16 | － | 13.1 | 12.5 | 11.8 | － | 12.5 | － |
| | 17 | － | 12.9 | 12.0 | 11.6 | － | 12.2 | － |
| | 18 | － | 12.8 | 11.2 | 11.2 | － | 11.7 | － |
| | 19 | － | 11.6 | 11.0 | 10.8 | － | 11.1 | － |
| | 20 | － | 11.5 | 10.6 | 10.4 | － | 10.8 | 11.2 |
| | 21 | － | 11.3 | 10.1 | 9.9 | － | 10.4 | － |
| | 22 | － | － | 9.7 | 9.5 | － | 9.6 | － |
| | 23 | － | － | 9.2 | 9.1 | － | 9.2 | － |
| | 24 | － | － | 9.2 | 9.1 | － | 9.2 | － |
| | 25 | － | － | 9.1 | 9.0 | － | 9.1 | 9.8 |
| | 26 | － | － | 8.9 | 8.9 | － | 8.9 | － |
| | 27 | － | － | 8.8 | 8.7 | － | 8.8 | － |
| | 28 | － | － | 8.8 | 8.6 | － | 8.7 | － |
| | 29 | － | － | 8.8 | 8.5 | － | 8.7 | － |
| | 30 | － | － | 8.8 | 8.5 | － | 8.7 | 9.0 |
| | 31 | － | － | 8.8 | 8.4 | － | 8.6 | － |
| | 32 | － | － | 8.7 | 8.4 | － | 8.6 | － |
| | 33 | － | － | 8.7 | 8.3 | － | 8.5 | － |
| | 34 | － | － | 8.6 | 8.1 | － | 8.4 | － |
| | 35 | － | － | 8.5 | 8.1 | － | 8.3 | 8.5 |
| | 36 | － | － | 8.3 | 8.0 | － | 8.2 | － |
| | 37 | － | － | 8.2 | 8.0 | － | 8.1 | － |
| | 38 | － | － | 8.2 | 8.0 | － | 8.1 | － |
| | 39 | － | － | 8.2 | 7.9 | － | 8.1 | － |
| | 40 | － | － | 8.1 | 7.8 | － | 8.0 | 8.2 |
| | 41 | － | － | 8.1 | 7.8 | － | 8.0 | － |
| | 42 | － | － | 8.1 | 7.8 | － | 8.0 | － |
| | 43 | － | － | 8.0 | 7.8 | － | 7.9 | － |
| | 44 | － | － | 8.0 | 7.8 | － | 7.9 | － |
| | 45 | － | － | 8.0 | 7.7 | － | 7.9 | 8.1 |
| | 46 | － | － | 8.0 | 7.7 | － | 7.9 | － |
| | 47 | － | － | 7.7 | 7.6 | － | 7.7 | － |
| | 48 | － | － | 7.7 | 7.6 | － | 7.7 | － |
| | 49 | － | － | － | 7.6 | － | 7.6 | － |
| | 50 | － | － | － | 7.6 | － | 7.6 | 7.9 |
| | 51 | － | － | － | 7.6 | － | 7.6 | － |
| | 52 | － | － | － | 7.5 | － | 7.5 | － |
| | 53 | － | － | － | 7.5 | － | 7.5 | － |
| | 54 | － | － | － | 7.5 | － | 7.5 | － |
| | 55 | － | － | － | 7.5 | － | 7.5 | 7.7 |
| | 56 | － | － | － | 7.5 | － | 7.5 | － |
| | 57 | － | － | － | 7.5 | － | 7.5 | － |
| | 58 | － | － | － | 7.5 | － | 7.5 | － |
| | 59 | － | － | － | 7.5 | － | 7.5 | － |
| | 60 | － | － | － | 7.4 | － | 7.4 | 7.7 |
| | 61 | － | － | － | 7.4 | － | 7.4 | － |
| | 62 | － | － | － | 7.4 | － | 7.4 | － |
| | 63 | － | － | － | 7.4 | － | 7.4 | － |
| | 64 | － | － | － | 7.4 | － | 7.4 | － |
| | 65 | － | － | － | 7.4 | － | 7.4 | 7.6 |
| | 66 | － | － | － | 7.4 | － | 7.4 | － |
| | 67 | － | － | － | 7.4 | － | 7.4 | － |
| | 68 | － | － | － | 7.3 | － | 7.3 | － |
| | 69 | － | － | － | 7.3 | － | 7.3 | － |
| | 70 | － | － | － | 7.3 | － | 7.3 | 7.5 |
| | 71 | － | － | － | 7.3 | － | 7.3 | － |
| | 72 | － | － | － | 7.3 | － | 7.3 | － |
| | 73 | － | － | － | 7.2 | － | 7.2 | － |
| | 74 | － | － | － | 7.2 | － | 7.2 | － |
| | 75 | － | － | － | 7.2 | － | 7.2 | 7.4 |
| | 底層 | 19.5 | 11.3 | 7.7 | 7.2 | 9.5 | | |
| | 底層深度 | 6 | 21 | 48 | 77 | 15 | | |

| 月日 | 深度(m) | 地点 Ⅰ | Ⅱ | Ⅲ | Ⅳ | Ⅴ | 平均値 | 平年値 |
|---|---|---|---|---|---|---|---|---|
| 7/17 | 0.5 | 26.0 | 26.4 | 25.6 | 25.8 | 27.5 | 26.3 | 24.9 |
| | 1 | 25.7 | 25.9 | 25.3 | 25.4 | 26.6 | 25.8 | － |
| | 2 | 24.9 | 25.3 | 24.0 | 25.4 | 26.1 | 25.1 | － |
| | 3 | 24.4 | 24.7 | 23.4 | 25.3 | 25.2 | 24.6 | － |
| | 4 | 24.0 | 23.8 | 22.2 | 24.9 | 24.8 | 23.9 | － |
| | 5 | 23.6 | 23.2 | 21.8 | 24.7 | 24.5 | 23.6 | 24.1 |
| | 6 | 22.2 | 22.8 | 21.8 | 24.1 | 24.3 | 23.0 | － |
| | 7 | － | 22.5 | 21.7 | 21.1 | 24.2 | 22.4 | － |
| | 8 | － | 21.7 | 21.5 | 20.2 | 24.1 | 21.9 | － |
| | 9 | － | 21.1 | 20.2 | 19.1 | 23.9 | 21.1 | － |
| | 10 | － | 21.0 | 19.6 | 16.9 | 23.6 | 20.3 | 20.0 |
| | 11 | － | 20.1 | 18.6 | 15.8 | 17.0 | 17.9 | － |
| | 12 | － | 18.9 | 16.4 | 14.9 | 15.4 | 16.4 | － |
| | 13 | － | 18.2 | 13.9 | 14.2 | 14.8 | 15.3 | － |
| | 14 | － | 16.9 | 13.4 | 14.1 | 14.3 | 14.7 | － |
| | 15 | － | 16.2 | 13.1 | 13.6 | － | 14.3 | 15.2 |
| | 16 | － | 15.5 | 12.6 | 13.0 | － | 13.7 | － |
| | 17 | － | 15.2 | 12.5 | 12.7 | － | 13.5 | － |
| | 18 | － | 14.3 | 12.2 | 12.2 | － | 12.9 | － |
| | 19 | － | 12.6 | 11.2 | 11.3 | － | 11.7 | － |
| | 20 | － | 12.2 | 9.4 | 11.0 | － | 10.9 | 12.0 |
| | 21 | － | 11.9 | 9.2 | 10.7 | － | 10.6 | － |
| | 22 | － | 11.0 | 9.1 | 10.2 | － | 10.1 | － |
| | 23 | － | － | 9.1 | 10.1 | － | 9.6 | － |
| | 24 | － | － | 9.0 | 9.8 | － | 9.4 | － |
| | 25 | － | － | 9.0 | 9.5 | － | 9.3 | 10.5 |
| | 26 | － | － | 9.0 | 9.3 | － | 9.2 | － |
| | 27 | － | － | 8.9 | 9.0 | － | 9.0 | － |
| | 28 | － | － | 8.8 | 8.8 | － | 8.8 | － |
| | 29 | － | － | 8.7 | 8.4 | － | 8.6 | － |
| | 30 | － | － | 8.7 | 8.2 | － | 8.5 | 9.5 |
| | 31 | － | － | 8.5 | 8.1 | － | 8.3 | － |
| | 32 | － | － | 8.3 | 8.1 | － | 8.2 | － |
| | 33 | － | － | 8.2 | 8.0 | － | 8.1 | － |
| | 34 | － | － | 8.0 | 8.0 | － | 8.0 | － |
| | 35 | － | － | 8.0 | 8.0 | － | 8.0 | 8.8 |
| | 36 | － | － | 8.0 | 8.0 | － | 8.0 | － |
| | 37 | － | － | 8.0 | 7.9 | － | 8.0 | － |
| | 38 | － | － | 7.9 | 7.9 | － | 7.9 | － |
| | 39 | － | － | 7.9 | 7.9 | － | 7.9 | － |
| | 40 | － | － | 7.9 | 7.8 | － | 7.9 | 8.4 |
| | 41 | － | － | 7.9 | 7.8 | － | 7.9 | － |
| | 42 | － | － | 7.8 | 7.8 | － | 7.8 | － |
| | 43 | － | － | 7.8 | 7.7 | － | 7.8 | － |
| | 44 | － | － | 7.8 | 7.6 | － | 7.7 | － |
| | 45 | － | － | 7.8 | 7.6 | － | 7.7 | 8.2 |
| | 46 | － | － | 7.8 | 7.6 | － | 7.7 | － |
| | 47 | － | － | 7.8 | 7.6 | － | 7.7 | － |
| | 48 | － | － | － | 7.6 | － | 7.6 | － |
| | 49 | － | － | － | 7.6 | － | 7.6 | － |
| | 50 | － | － | － | 7.6 | － | 7.6 | 8.0 |
| | 51 | － | － | － | 7.6 | － | 7.6 | － |
| | 52 | － | － | － | 7.6 | － | 7.6 | － |
| | 53 | － | － | － | 7.6 | － | 7.6 | － |
| | 54 | － | － | － | 7.6 | － | 7.6 | － |
| | 55 | － | － | － | 7.6 | － | 7.6 | 7.9 |
| | 56 | － | － | － | 7.6 | － | 7.6 | － |
| | 57 | － | － | － | 7.5 | － | 7.5 | － |
| | 58 | － | － | － | 7.5 | － | 7.5 | － |
| | 59 | － | － | － | 7.5 | － | 7.5 | － |
| | 60 | － | － | － | 7.5 | － | 7.5 | 7.7 |
| | 61 | － | － | － | 7.5 | － | 7.5 | － |
| | 62 | － | － | － | 7.5 | － | 7.5 | － |
| | 63 | － | － | － | 7.5 | － | 7.5 | － |
| | 64 | － | － | － | 7.5 | － | 7.5 | － |
| | 65 | － | － | － | 7.5 | － | 7.5 | 7.7 |
| | 66 | － | － | － | 7.5 | － | 7.5 | － |
| | 67 | － | － | － | 7.5 | － | 7.5 | － |
| | 68 | － | － | － | 7.4 | － | 7.4 | － |
| | 69 | － | － | － | 7.4 | － | 7.4 | － |
| | 70 | － | － | － | 7.4 | － | 7.4 | 7.6 |
| | 71 | － | － | － | 7.4 | － | 7.4 | － |
| | 72 | － | － | － | 7.4 | － | 7.4 | － |
| | 73 | － | － | － | 7.4 | － | 7.4 | － |
| | 74 | － | － | － | 7.4 | － | 7.4 | － |
| | 75 | － | － | － | 7.4 | － | 7.4 | 7.5 |
| | 底層 | 22.2 | 11.0 | 7.8 | 7.4 | 14.3 | | |
| | 底層深度 | 6 | 22 | 47 | 77 | 14 | | |

※平年値は 1981 年から 2010 年（昭和 56 年から平成 22 年）までの同時期調査の平均値。

## 付表２－３　湖水温（℃）

| 月日 | 深度(m) | 地点 Ⅰ | Ⅱ | Ⅲ | Ⅳ | Ⅴ | 平均値 | 平年値 |
|---|---|---|---|---|---|---|---|---|
| 8/16 | 0.5 | 28.7 | 28.5 | 28.2 | 28.0 | 28.5 | 28.4 | 27.8 |
| | 1 | 28.5 | 28.7 | 28.1 | 28.0 | 28.2 | 28.3 | － |
| | 2 | 28.5 | 28.4 | 28.0 | 28.1 | 28.2 | 28.2 | － |
| | 3 | 28.5 | 28.3 | 28.0 | 28.1 | 28.2 | 28.2 | － |
| | 4 | 28.4 | 28.3 | 27.9 | 28.1 | 28.1 | 28.2 | － |
| | 5 | 28.2 | 28.2 | 27.9 | 28.0 | 28.1 | 28.1 | 27.2 |
| | 6 | 28.1 | 28.2 | 27.9 | 27.9 | 28.0 | 28.0 | － |
| | 7 | | 28.2 | 27.9 | 27.9 | 27.9 | 28.0 | － |
| | 8 | | 28.2 | 27.9 | 27.9 | 26.7 | 27.7 | － |
| | 9 | | 26.7 | 27.1 | 27.0 | 25.0 | 26.5 | － |
| | 10 | | 20.7 | 22.5 | 22.6 | 21.6 | 21.9 | 23.4 |
| | 11 | | 18.8 | 20.0 | 20.9 | 20.2 | 20.0 | － |
| | 12 | | 16.8 | 18.8 | 19.5 | 19.8 | 18.7 | － |
| | 13 | | 16.5 | 16.8 | 18.3 | 19.6 | 17.8 | － |
| | 14 | | 15.9 | 15.9 | 17.1 | 18.3 | 16.8 | － |
| | 15 | | 15.0 | 14.7 | 15.8 | | 15.2 | 16.4 |
| | 16 | | 14.9 | 14.0 | 14.6 | | 14.5 | － |
| | 17 | | 14.1 | 12.9 | 13.1 | | 13.4 | － |
| | 18 | | 13.6 | 12.6 | 12.5 | | 12.9 | － |
| | 19 | | 13.1 | 12.3 | 11.9 | | 12.4 | － |
| | 20 | | 13.0 | 11.8 | 10.8 | | 11.9 | 12.7 |
| | 21 | | 12.3 | 11.4 | 10.5 | | 11.4 | － |
| | 22 | | 12.0 | 11.0 | 10.2 | | 11.1 | － |
| | 23 | | 10.6 | 10.4 | 10.0 | | 10.3 | － |
| | 24 | | | 9.9 | 9.8 | | 9.9 | － |
| | 25 | | | 9.6 | 9.6 | | 9.6 | 10.7 |
| | 26 | | | 9.2 | 9.5 | | 9.4 | － |
| | 27 | | | 9.0 | 9.3 | | 9.2 | － |
| | 28 | | | 9.0 | 9.2 | | 9.1 | － |
| | 29 | | | 8.8 | 9.0 | | 8.9 | － |
| | 30 | | | 8.8 | 8.8 | | 8.8 | 9.6 |
| | 31 | | | 8.5 | 8.6 | | 8.6 | － |
| | 32 | | | 8.4 | 8.5 | | 8.5 | － |
| | 33 | | | 8.3 | 8.4 | | 8.4 | － |
| | 34 | | | 8.2 | 8.3 | | 8.3 | － |
| | 35 | | | 8.2 | 8.2 | | 8.2 | 8.9 |
| | 36 | | | 8.2 | 8.1 | | 8.2 | － |
| | 37 | | | 8.1 | 8.1 | | 8.1 | － |
| | 38 | | | 8.1 | 8.1 | | 8.1 | － |
| | 39 | | | 8.0 | 8.0 | | 8.0 | － |
| | 40 | | | 8.0 | 7.9 | | 8.0 | 8.5 |
| | 41 | | | 8.0 | 7.8 | | 7.9 | － |
| | 42 | | | 8.0 | 7.8 | | 7.9 | － |
| | 43 | | | 7.9 | 7.8 | | 7.9 | － |
| | 44 | | | 7.9 | 7.7 | | 7.8 | － |
| | 45 | | | 7.9 | 7.7 | | 7.8 | 8.3 |
| | 46 | | | 7.8 | 7.7 | | 7.8 | － |
| | 47 | | | 7.8 | 7.7 | | 7.8 | － |
| | 48 | | | | 7.7 | | 7.7 | － |
| | 49 | | | | 7.6 | | 7.6 | － |
| | 50 | | | | 7.6 | | 7.6 | 8.1 |
| | 51 | | | | 7.6 | | 7.6 | － |
| | 52 | | | | 7.6 | | 7.6 | － |
| | 53 | | | | 7.6 | | 7.6 | － |
| | 54 | | | | 7.6 | | 7.6 | － |
| | 55 | | | | 7.6 | | 7.6 | 7.9 |
| | 56 | | | | 7.5 | | 7.5 | － |
| | 57 | | | | 7.5 | | 7.5 | － |
| | 58 | | | | 7.5 | | 7.5 | － |
| | 59 | | | | 7.5 | | 7.5 | － |
| | 60 | | | | 7.5 | | 7.5 | 7.8 |
| | 61 | | | | 7.5 | | 7.5 | － |
| | 62 | | | | 7.5 | | 7.5 | － |
| | 63 | | | | 7.5 | | 7.5 | － |
| | 64 | | | | 7.5 | | 7.5 | － |
| | 65 | | | | 7.5 | | 7.5 | 7.7 |
| | 66 | | | | 7.4 | | 7.4 | － |
| | 67 | | | | 7.4 | | 7.4 | － |
| | 68 | | | | 7.4 | | 7.4 | － |
| | 69 | | | | 7.4 | | 7.4 | － |
| | 70 | | | | 7.4 | | 7.4 | 7.6 |
| | 71 | | | | 7.4 | | 7.4 | － |
| | 72 | | | | 7.4 | | 7.4 | － |
| | 73 | | | | 7.4 | | 7.4 | － |
| | 74 | | | | 7.4 | | 7.4 | － |
| | 75 | | | | 7.4 | | 7.4 | 7.5 |
| | 底層 | 28.1 | 10.6 | 7.8 | 7.4 | 18.3 | | |
| | 底層深度 | 6 | 23 | 47 | 77 | 14 | | |

| 月日 | 深度(m) | 地点 Ⅰ | Ⅱ | Ⅲ | Ⅳ | Ⅴ | 平均値 | 平年値 |
|---|---|---|---|---|---|---|---|---|
| 9/12 | 0.5 | 28.0 | 27.9 | 27.8 | 27.4 | 28.1 | 27.8 | 25.2 |
| | 1 | 28.0 | 27.8 | 27.6 | 27.4 | 28.0 | 27.8 | － |
| | 2 | 28.0 | 27.8 | 27.6 | 27.3 | 27.9 | 27.7 | － |
| | 3 | 27.9 | 27.8 | 27.5 | 27.2 | 27.9 | 27.7 | － |
| | 4 | 27.9 | 27.8 | 27.4 | 27.2 | 27.8 | 27.6 | － |
| | 5 | 27.9 | 27.8 | 27.3 | 27.2 | 27.8 | 27.6 | 25.0 |
| | 6 | 27.9 | 27.7 | 27.3 | 27.2 | 27.8 | 27.6 | － |
| | 7 | － | 27.7 | 26.0 | 27.2 | 27.8 | 27.2 | － |
| | 8 | － | 27.6 | 24.5 | 27.1 | 27.7 | 26.7 | － |
| | 9 | － | 27.5 | 20.8 | 23.9 | 27.7 | 25.0 | － |
| | 10 | － | 27.2 | 19.2 | 21.1 | 27.7 | 23.8 | 24.5 |
| | 11 | － | 24.8 | 18.8 | 18.4 | 27.5 | 22.4 | － |
| | 12 | － | 19.1 | 18.4 | 16.1 | 26.0 | 19.9 | － |
| | 13 | － | 18.0 | 16.1 | 15.3 | 19.7 | 17.3 | － |
| | 14 | － | 17.0 | 15.4 | 14.2 | 18.3 | 16.2 | － |
| | 15 | － | 15.5 | 14.8 | 13.4 | － | 14.6 | 18.5 |
| | 16 | － | 13.6 | 14.1 | 13.0 | － | 13.6 | － |
| | 17 | － | 12.6 | 13.2 | 12.5 | － | 12.8 | － |
| | 18 | － | 11.8 | 12.4 | 12.1 | － | 12.1 | － |
| | 19 | － | 11.4 | 12.0 | 11.6 | － | 11.7 | － |
| | 20 | － | 11.1 | 11.6 | 11.3 | － | 11.3 | 13.5 |
| | 21 | － | 10.9 | 11.5 | 10.9 | － | 11.1 | － |
| | 22 | － | 10.9 | 11.4 | 10.4 | － | 10.9 | － |
| | 23 | － | － | 10.4 | 10.1 | － | 10.3 | － |
| | 24 | － | － | 10.0 | 9.8 | － | 9.9 | － |
| | 25 | － | － | 9.9 | 9.6 | － | 9.8 | 11.1 |
| | 26 | － | － | 9.5 | 9.4 | － | 9.5 | － |
| | 27 | － | － | 9.0 | 9.3 | － | 9.2 | － |
| | 28 | － | － | 9.0 | 9.1 | － | 9.1 | － |
| | 29 | － | － | 8.9 | 8.9 | － | 8.9 | － |
| | 30 | － | － | 8.9 | 8.8 | － | 8.9 | 9.7 |
| | 31 | － | － | 8.8 | 8.7 | － | 8.8 | － |
| | 32 | － | － | 8.6 | 8.5 | － | 8.6 | － |
| | 33 | － | － | 8.5 | 8.4 | － | 8.5 | － |
| | 34 | － | － | 8.5 | 8.3 | － | 8.4 | － |
| | 35 | － | － | 8.5 | 8.2 | － | 8.4 | 9.0 |
| | 36 | － | － | 8.3 | 8.1 | － | 8.2 | － |
| | 37 | － | － | 8.2 | 8.0 | － | 8.1 | － |
| | 38 | － | － | 8.2 | 8.0 | － | 8.1 | － |
| | 39 | － | － | 8.1 | 7.9 | － | 8.0 | － |
| | 40 | － | － | 8.0 | 7.9 | － | 8.0 | 8.5 |
| | 41 | － | － | 8.0 | 7.9 | － | 8.0 | － |
| | 42 | － | － | 8.0 | 7.8 | － | 7.9 | － |
| | 43 | － | － | 8.0 | 7.8 | － | 7.9 | － |
| | 44 | － | － | 8.0 | 7.7 | － | 7.9 | － |
| | 45 | － | － | 8.0 | 7.7 | － | 7.9 | 8.3 |
| | 46 | － | － | 7.9 | 7.7 | － | 7.8 | － |
| | 47 | － | － | － | 7.7 | － | 7.7 | － |
| | 48 | － | － | － | 7.6 | － | 7.6 | － |
| | 49 | － | － | － | 7.6 | － | 7.6 | － |
| | 50 | － | － | － | 7.6 | － | 7.6 | 8.0 |
| | 51 | － | － | － | 7.6 | － | 7.6 | － |
| | 52 | － | － | － | 7.6 | － | 7.6 | － |
| | 53 | － | － | － | 7.6 | － | 7.6 | － |
| | 54 | － | － | － | 7.6 | － | 7.6 | － |
| | 55 | － | － | － | 7.5 | － | 7.5 | 7.9 |
| | 56 | － | － | － | 7.5 | － | 7.5 | － |
| | 57 | － | － | － | 7.5 | － | 7.5 | － |
| | 58 | － | － | － | 7.5 | － | 7.5 | － |
| | 59 | － | － | － | 7.5 | － | 7.5 | － |
| | 60 | － | － | － | 7.5 | － | 7.5 | 7.8 |
| | 61 | － | － | － | 7.5 | － | 7.5 | － |
| | 62 | － | － | － | 7.5 | － | 7.5 | － |
| | 63 | － | － | － | 7.5 | － | 7.5 | － |
| | 64 | － | － | － | 7.4 | － | 7.4 | － |
| | 65 | － | － | － | 7.4 | － | 7.4 | 7.7 |
| | 66 | － | － | － | 7.4 | － | 7.4 | － |
| | 67 | － | － | － | 7.4 | － | 7.4 | － |
| | 68 | － | － | － | 7.4 | － | 7.4 | － |
| | 69 | － | － | － | 7.4 | － | 7.4 | － |
| | 70 | － | － | － | 7.4 | － | 7.4 | 7.6 |
| | 71 | － | － | － | 7.4 | － | 7.4 | － |
| | 72 | － | － | － | 7.4 | － | 7.4 | － |
| | 73 | － | － | － | 7.4 | － | 7.4 | － |
| | 74 | － | － | － | 7.4 | － | 7.4 | － |
| | 75 | － | － | － | 7.4 | － | 7.4 | 7.5 |
| | 底層 | 27.9 | 10.9 | 7.9 | 7.4 | 18.3 | | |
| | 底層深度 | 6 | 22 | 46 | 77 | 14 | | |

※平年値は 1981 年から 2010 年（昭和 56 年から平成 22 年）までの同時期調査の平均値。

## 付表２－４　湖水温（℃）

| 月日 | 深度(m) | 地点 Ⅰ | Ⅱ | Ⅲ | Ⅳ | Ⅴ | 平均値 | 平年値 |
|---|---|---|---|---|---|---|---|---|
| 10/11 | 0.5 | 22.2 | 22.2 | 21.8 | 21.7 | 22.0 | 22.0 | 20.7 |
| | 1 | 22.2 | 22.1 | 21.8 | 21.7 | 21.8 | 21.9 | － |
| | 2 | 22.2 | 22.0 | 21.7 | 21.6 | 21.8 | 21.9 | － |
| | 3 | 22.2 | 22.0 | 21.7 | 21.6 | 21.8 | 21.9 | － |
| | 4 | 22.2 | 22.0 | 21.7 | 21.6 | 21.8 | 21.9 | － |
| | 5 | 22.2 | 22.0 | 21.7 | 21.6 | 21.7 | 21.8 | 20.5 |
| | 6 | 22.2 | 22.0 | 21.7 | 21.6 | 21.7 | 21.8 | － |
| | 7 | － | 22.0 | 21.7 | 21.6 | 21.7 | 21.8 | － |
| | 8 | － | 22.0 | 21.6 | 21.6 | 21.7 | 21.7 | － |
| | 9 | － | 22.0 | 21.4 | 21.5 | 21.7 | 21.7 | － |
| | 10 | － | 21.9 | 21.3 | 21.5 | 21.7 | 21.6 | 20.4 |
| | 11 | － | 21.8 | 21.3 | 20.8 | 21.7 | 21.4 | － |
| | 12 | － | 21.5 | 21.3 | 20.7 | － | 21.2 | － |
| | 13 | － | 21.2 | 21.2 | 19.8 | － | 20.7 | － |
| | 14 | － | 20.9 | 21.0 | 18.5 | － | 20.1 | － |
| | 15 | － | 20.0 | 20.3 | 17.5 | － | 19.3 | 19.5 |
| | 16 | － | 18.6 | 19.7 | 16.9 | － | 18.4 | － |
| | 17 | － | 16.3 | 17.0 | 16.4 | － | 16.6 | － |
| | 18 | － | 15.5 | 16.1 | 15.7 | － | 15.8 | － |
| | 19 | － | 14.7 | 14.8 | 15.0 | － | 14.8 | － |
| | 20 | － | 14.5 | 13.6 | 14.3 | － | 14.1 | 15.7 |
| | 21 | － | 13.6 | 11.3 | 13.9 | － | 12.9 | － |
| | 22 | － | 12.9 | 10.6 | 12.9 | － | 12.1 | － |
| | 23 | － | － | 10.6 | 12.4 | － | 11.5 | － |
| | 24 | － | － | 10.4 | 12.2 | － | 11.3 | － |
| | 25 | － | － | 10.0 | 11.4 | － | 10.7 | 11.7 |
| | 26 | － | － | 9.7 | 11.2 | － | 10.5 | － |
| | 27 | － | － | 9.6 | 10.3 | － | 10.0 | － |
| | 28 | － | － | 8.8 | 10.0 | － | 9.4 | － |
| | 29 | － | － | 8.7 | 9.6 | － | 9.2 | － |
| | 30 | － | － | 8.7 | 9.3 | － | 9.0 | 9.9 |
| | 31 | － | － | 8.7 | 9.0 | － | 8.9 | － |
| | 32 | － | － | 8.6 | 8.9 | － | 8.8 | － |
| | 33 | － | － | 8.6 | 8.8 | － | 8.7 | － |
| | 34 | － | － | 8.4 | 8.6 | － | 8.5 | － |
| | 35 | － | － | 8.4 | 8.6 | － | 8.5 | 9.1 |
| | 36 | － | － | 8.4 | 8.5 | － | 8.5 | － |
| | 37 | － | － | 8.3 | 8.4 | － | 8.4 | － |
| | 38 | － | － | 8.3 | 8.3 | － | 8.3 | － |
| | 39 | － | － | 8.1 | 8.2 | － | 8.2 | － |
| | 40 | － | － | 8.0 | 8.2 | － | 8.1 | 8.6 |
| | 41 | － | － | 8.0 | 8.2 | － | 8.1 | － |
| | 42 | － | － | 8.0 | 8.0 | － | 8.0 | － |
| | 43 | － | － | 8.0 | 8.0 | － | 8.0 | － |
| | 44 | － | － | 7.9 | 7.9 | － | 7.9 | － |
| | 45 | － | － | 7.9 | 7.8 | － | 7.9 | 8.3 |
| | 46 | － | － | 7.9 | 7.8 | － | 7.9 | － |
| | 47 | － | － | 7.9 | 7.8 | － | 7.9 | － |
| | 48 | － | － | － | 7.7 | － | 7.7 | － |
| | 49 | － | － | － | 7.7 | － | 7.7 | － |
| | 50 | － | － | － | 7.6 | － | 7.6 | 8.0 |
| | 51 | － | － | － | 7.6 | － | 7.6 | － |
| | 52 | － | － | － | 7.6 | － | 7.6 | － |
| | 53 | － | － | － | 7.6 | － | 7.6 | － |
| | 54 | － | － | － | 7.6 | － | 7.6 | － |
| | 55 | － | － | － | 7.5 | － | 7.5 | 7.9 |
| | 56 | － | － | － | 7.5 | － | 7.5 | － |
| | 57 | － | － | － | 7.5 | － | 7.5 | － |
| | 58 | － | － | － | 7.5 | － | 7.5 | － |
| | 59 | － | － | － | 7.5 | － | 7.5 | － |
| | 60 | － | － | － | 7.5 | － | 7.5 | 7.8 |
| | 61 | － | － | － | 7.5 | － | 7.5 | － |
| | 62 | － | － | － | 7.5 | － | 7.5 | － |
| | 63 | － | － | － | 7.5 | － | 7.5 | － |
| | 64 | － | － | － | 7.5 | － | 7.5 | － |
| | 65 | － | － | － | 7.5 | － | 7.5 | 7.5 |
| | 66 | － | － | － | 7.4 | － | 7.4 | － |
| | 67 | － | － | － | 7.4 | － | 7.4 | － |
| | 68 | － | － | － | 7.4 | － | 7.4 | － |
| | 69 | － | － | － | 7.4 | － | 7.4 | － |
| | 70 | － | － | － | 7.4 | － | 7.4 | 7.6 |
| | 71 | － | － | － | 7.4 | － | 7.4 | － |
| | 72 | － | － | － | 7.4 | － | 7.4 | － |
| | 73 | － | － | － | 7.4 | － | 7.4 | － |
| | 74 | － | － | － | 7.4 | － | 7.4 | － |
| | 75 | － | － | － | 7.4 | － | 7.4 | 7.5 |
| | 底層 | 22.2 | 12.9 | 7.9 | 7.4 | 21.7 | | |
| | 底層深度 | 6 | 22 | 47 | 77 | 11 | | |

| 月日 | 深度(m) | 地点 Ⅰ | Ⅱ | Ⅲ | Ⅳ | Ⅴ | 平均値 | 平年値 |
|---|---|---|---|---|---|---|---|---|
| 11/19 | 0.5 | 13.9 | 14.8 | 14.8 | 14.9 | 14.8 | 14.6 | 15.8 |
| | 1 | 13.9 | 14.8 | 14.8 | 14.9 | 14.8 | 14.6 | － |
| | 2 | 13.9 | 14.8 | 14.8 | 14.9 | 14.8 | 14.6 | － |
| | 3 | 13.9 | 14.8 | 14.8 | 14.9 | 14.8 | 14.6 | － |
| | 4 | 13.9 | 14.8 | 14.8 | 14.9 | 14.8 | 14.6 | － |
| | 5 | 13.9 | 14.8 | 14.8 | 14.8 | 14.8 | 14.6 | 15.7 |
| | 6 | 13.6 | 14.8 | 14.8 | 14.8 | 14.8 | 14.6 | － |
| | 7 | 13.5 | 14.8 | 14.8 | 14.8 | 14.8 | 14.5 | － |
| | 8 | － | 14.7 | 14.8 | 14.8 | 14.8 | 14.8 | － |
| | 9 | － | 14.7 | 14.8 | 14.8 | 14.8 | 14.8 | － |
| | 10 | － | 14.7 | 14.8 | 14.8 | 14.8 | 14.8 | 15.8 |
| | 11 | － | 14.7 | 14.8 | 14.8 | 14.7 | 14.8 | － |
| | 12 | － | 14.7 | 14.8 | 14.8 | 14.8 | 14.8 | － |
| | 13 | － | 14.7 | 14.8 | 14.8 | 14.7 | 14.8 | － |
| | 14 | － | 14.7 | 14.8 | 14.8 | 14.8 | 14.8 | － |
| | 15 | － | 14.7 | 14.8 | 14.8 | － | 14.8 | 15.8 |
| | 16 | － | 14.7 | 14.7 | 14.8 | － | 14.7 | － |
| | 17 | － | 14.7 | 14.7 | 14.8 | － | 14.7 | － |
| | 18 | － | 14.6 | 14.7 | 14.8 | － | 14.7 | － |
| | 19 | － | 14.6 | 14.7 | 14.8 | － | 14.7 | － |
| | 20 | － | 14.6 | 14.6 | 14.8 | － | 14.7 | 15.1 |
| | 21 | － | 14.5 | 14.6 | 14.7 | － | 14.6 | － |
| | 22 | － | 14.1 | 14.6 | 14.7 | － | 14.5 | － |
| | 23 | － | 14.1 | 14.5 | 14.7 | － | 14.4 | － |
| | 24 | － | － | 13.8 | 14.6 | － | 14.2 | － |
| | 25 | － | － | 10.5 | 14.4 | － | 12.5 | 12.7 |
| | 26 | － | － | 10.2 | 11.1 | － | 10.7 | － |
| | 27 | － | － | 10.0 | 10.2 | － | 10.1 | － |
| | 28 | － | － | 9.7 | 10.0 | － | 9.9 | － |
| | 29 | － | － | 9.2 | 9.7 | － | 9.5 | － |
| | 30 | － | － | 9.2 | 9.4 | － | 9.3 | 10.5 |
| | 31 | － | － | 9.0 | 9.3 | － | 9.2 | － |
| | 32 | － | － | 8.8 | 9.2 | － | 9.0 | － |
| | 33 | － | － | 8.6 | 9.0 | － | 8.8 | － |
| | 34 | － | － | 8.6 | 8.9 | － | 8.8 | － |
| | 35 | － | － | 8.6 | 8.9 | － | 8.8 | 9.2 |
| | 36 | － | － | 8.3 | 8.8 | － | 8.6 | － |
| | 37 | － | － | 8.2 | 8.7 | － | 8.5 | － |
| | 38 | － | － | 8.1 | 8.6 | － | 8.4 | － |
| | 39 | － | － | 8.0 | 8.5 | － | 8.3 | － |
| | 40 | － | － | 8.0 | 8.5 | － | 8.3 | 8.7 |
| | 41 | － | － | 7.9 | 8.3 | － | 8.1 | － |
| | 42 | － | － | 7.9 | 8.2 | － | 8.1 | － |
| | 43 | － | － | 7.9 | 8.0 | － | 8.0 | － |
| | 44 | － | － | 7.9 | 8.0 | － | 8.0 | － |
| | 45 | － | － | 7.9 | 8.0 | － | 8.0 | 8.4 |
| | 46 | － | － | 7.9 | 7.9 | － | 7.9 | － |
| | 47 | － | － | － | 7.9 | － | 7.9 | － |
| | 48 | － | － | － | 7.8 | － | 7.8 | － |
| | 49 | － | － | － | 7.8 | － | 7.8 | － |
| | 50 | － | － | － | 7.8 | － | 7.8 | 8.1 |
| | 51 | － | － | － | 7.8 | － | 7.8 | － |
| | 52 | － | － | － | 7.8 | － | 7.8 | － |
| | 53 | － | － | － | 7.8 | － | 7.8 | － |
| | 54 | － | － | － | 7.8 | － | 7.8 | － |
| | 55 | － | － | － | 7.8 | － | 7.8 | 8.0 |
| | 56 | － | － | － | 7.8 | － | 7.8 | － |
| | 57 | － | － | － | 7.8 | － | 7.8 | － |
| | 58 | － | － | － | 7.7 | － | 7.7 | － |
| | 59 | － | － | － | 7.7 | － | 7.7 | － |
| | 60 | － | － | － | 7.7 | － | 7.7 | 8.0 |
| | 61 | － | － | － | 7.7 | － | 7.7 | － |
| | 62 | － | － | － | 7.7 | － | 7.7 | － |
| | 63 | － | － | － | 7.7 | － | 7.7 | － |
| | 64 | － | － | － | 7.7 | － | 7.7 | － |
| | 65 | － | － | － | 7.6 | － | 7.6 | 7.8 |
| | 66 | － | － | － | 7.6 | － | 7.6 | － |
| | 67 | － | － | － | 7.6 | － | 7.6 | － |
| | 68 | － | － | － | 7.6 | － | 7.6 | － |
| | 69 | － | － | － | 7.6 | － | 7.6 | － |
| | 70 | － | － | － | 7.6 | － | 7.6 | 7.7 |
| | 71 | － | － | － | 7.6 | － | 7.6 | － |
| | 72 | － | － | － | 7.6 | － | 7.6 | － |
| | 73 | － | － | － | 7.5 | － | 7.5 | － |
| | 74 | － | － | － | 7.5 | － | 7.5 | － |
| | 75 | － | － | － | 7.5 | － | 7.5 | 7.6 |
| | 底層 | 13.5 | 14.1 | 7.9 | 7.5 | 14.8 | | |
| | 底層深度 | 7 | 23 | 46 | 77 | 14 | | |

※平年値は 1981 年から 2010 年（昭和 56 年から平成 22 年）までの同時期調査の平均値。

## 付表２－５　湖水温（℃）

| 月日 | 深度(m) | 地点 Ⅰ | Ⅱ | Ⅲ | Ⅳ | Ⅴ | 平均値 | 平年値 |
|---|---|---|---|---|---|---|---|---|
| 12/12 | 0.5 | 9.9 | 10.8 | 10.6 | 10.9 | 10.6 | 10.6 | 11.5 |
| | 1 | 9.9 | 10.8 | 10.6 | 10.9 | 10.6 | 10.6 | － |
| | 2 | 9.9 | 10.8 | 10.7 | 10.9 | 10.6 | 10.6 | － |
| | 3 | 9.9 | 10.8 | 10.7 | 10.9 | 10.6 | 10.6 | － |
| | 4 | 9.8 | 10.8 | 10.6 | 10.9 | 10.6 | 10.5 | － |
| | 5 | 9.5 | 10.8 | 10.6 | 10.9 | 10.6 | 10.5 | 11.5 |
| | 6 | 8.7 | 10.8 | 10.6 | 10.9 | 10.6 | 10.3 | － |
| | 7 | － | 10.8 | 10.6 | 10.9 | 10.6 | 10.7 | － |
| | 8 | － | 10.8 | 10.6 | 10.9 | 10.6 | 10.7 | － |
| | 9 | － | 10.8 | 10.6 | 10.9 | 10.6 | 10.7 | － |
| | 10 | － | 10.8 | 10.6 | 10.9 | 10.6 | 10.7 | 11.6 |
| | 11 | － | 10.8 | 10.6 | 10.9 | 10.6 | 10.7 | － |
| | 12 | － | 10.8 | 10.6 | 10.9 | 10.6 | 10.7 | － |
| | 13 | － | 10.8 | 10.6 | 10.9 | 10.6 | 10.7 | － |
| | 14 | － | 10.8 | 10.6 | 10.9 | － | 10.8 | － |
| | 15 | － | 10.8 | 10.6 | 10.9 | － | 10.8 | 11.6 |
| | 16 | － | 10.8 | 10.6 | 10.9 | － | 10.8 | － |
| | 17 | － | 10.8 | 10.6 | 10.9 | － | 10.8 | － |
| | 18 | － | 10.8 | 10.6 | 10.9 | － | 10.8 | － |
| | 19 | － | 10.8 | 10.6 | 10.9 | － | 10.8 | － |
| | 20 | － | 10.8 | 10.6 | 10.9 | － | 10.8 | 11.6 |
| | 21 | － | 10.7 | 10.6 | 10.9 | － | 10.7 | － |
| | 22 | － | 10.6 | 10.6 | 10.9 | － | 10.7 | － |
| | 23 | － | － | 10.6 | 10.8 | － | 10.7 | － |
| | 24 | － | － | 10.6 | 10.8 | － | 10.7 | － |
| | 25 | － | － | 10.6 | 10.8 | － | 10.7 | 11.6 |
| | 26 | － | － | 10.6 | 10.8 | － | 10.7 | － |
| | 27 | － | － | 10.6 | 10.8 | － | 10.7 | － |
| | 28 | － | － | 10.6 | 10.7 | － | 10.7 | － |
| | 29 | － | － | 10.6 | 10.7 | － | 10.7 | － |
| | 30 | － | － | 10.6 | 10.7 | － | 10.7 | 11.2 |
| | 31 | － | － | 10.6 | 10.7 | － | 10.7 | － |
| | 32 | － | － | 10.6 | 10.7 | － | 10.7 | － |
| | 33 | － | － | 10.6 | 10.7 | － | 10.7 | － |
| | 34 | － | － | 10.6 | 10.7 | － | 10.7 | － |
| | 35 | － | － | 10.6 | 10.7 | － | 10.7 | 10.3 |
| | 36 | － | － | 10.5 | 10.7 | － | 10.6 | － |
| | 37 | － | － | 10.5 | 10.5 | － | 10.5 | － |
| | 38 | － | － | 10.5 | 10.2 | － | 10.4 | － |
| | 39 | － | － | 10.5 | 10.0 | － | 10.3 | － |
| | 40 | － | － | 10.4 | 9.9 | － | 10.2 | 9.5 |
| | 41 | － | － | 10.3 | 9.8 | － | 10.1 | － |
| | 42 | － | － | 10.0 | 9.1 | － | 9.6 | － |
| | 43 | － | － | 9.7 | 8.6 | － | 9.2 | － |
| | 44 | － | － | 9.6 | 8.4 | － | 9.0 | － |
| | 45 | － | － | 8.9 | 8.3 | － | 8.6 | 8.8 |
| | 46 | － | － | 8.6 | 8.3 | － | 8.5 | － |
| | 47 | － | － | － | 8.2 | － | 8.2 | － |
| | 48 | － | － | － | 8.2 | － | 8.2 | － |
| | 49 | － | － | － | 8.1 | － | 8.1 | － |
| | 50 | － | － | － | 8.0 | － | 8.0 | 8.4 |
| | 51 | － | － | － | 8.0 | － | 8.0 | － |
| | 52 | － | － | － | 8.0 | － | 8.0 | － |
| | 53 | － | － | － | 7.9 | － | 7.9 | － |
| | 54 | － | － | － | 7.9 | － | 7.9 | － |
| | 55 | － | － | － | 7.9 | － | 7.9 | 8.2 |
| | 56 | － | － | － | 7.9 | － | 7.9 | － |
| | 57 | － | － | － | 7.9 | － | 7.9 | － |
| | 58 | － | － | － | 7.8 | － | 7.8 | － |
| | 59 | － | － | － | 7.8 | － | 7.8 | － |
| | 60 | － | － | － | 7.8 | － | 7.8 | 8.0 |
| | 61 | － | － | － | 7.8 | － | 7.8 | － |
| | 62 | － | － | － | 7.8 | － | 7.8 | － |
| | 63 | － | － | － | 7.7 | － | 7.7 | － |
| | 64 | － | － | － | 7.7 | － | 7.7 | － |
| | 65 | － | － | － | 7.7 | － | 7.7 | 7.8 |
| | 66 | － | － | － | 7.7 | － | 7.7 | － |
| | 67 | － | － | － | 7.7 | － | 7.7 | － |
| | 68 | － | － | － | 7.7 | － | 7.7 | － |
| | 69 | － | － | － | 7.7 | － | 7.7 | － |
| | 70 | － | － | － | 7.7 | － | 7.7 | 7.8 |
| | 71 | － | － | － | 7.6 | － | 7.6 | － |
| | 72 | － | － | － | 7.6 | － | 7.6 | － |
| | 73 | － | － | － | 7.5 | － | 7.5 | － |
| | 74 | － | － | － | 7.5 | － | 7.5 | － |
| | 75 | － | － | － | 7.5 | － | 7.5 | 7.7 |
| | 底層 | 8.7 | 10.6 | 8.6 | 7.5 | 10.6 | | |
| | 底層深度 | 6 | 22 | 46 | 77 | 13 | | |

| 月日 | 深度(m) | 地点 Ⅰ | Ⅱ | Ⅲ | Ⅳ | Ⅴ | 平均値 | 平年値 |
|---|---|---|---|---|---|---|---|---|
| 2013 1/16 | 0.5 | 7.0 | 7.9 | 8.0 | 8.1 | 8.0 | 7.8 | 8.5 |
| | 1 | 7.0 | 7.9 | 7.9 | 8.1 | 8.0 | 7.8 | － |
| | 2 | 7.0 | 7.9 | 7.9 | 8.1 | 8.0 | 7.8 | － |
| | 3 | 7.0 | 7.9 | 7.9 | 8.1 | 8.0 | 7.8 | － |
| | 4 | 7.0 | 7.9 | 7.9 | 8.1 | 8.0 | 7.8 | － |
| | 5 | 7.0 | 7.9 | 7.9 | 8.1 | 8.0 | 7.8 | 8.4 |
| | 6 | 6.8 | 7.9 | 7.9 | 8.1 | 8.0 | 7.7 | － |
| | 7 | 6.7 | 7.9 | 7.9 | 8.1 | 8.0 | 7.7 | － |
| | 8 | － | 7.9 | 7.9 | 8.1 | 8.0 | 8.0 | － |
| | 9 | － | 7.9 | 7.9 | 8.1 | 8.0 | 8.0 | － |
| | 10 | － | 7.9 | 7.9 | 8.1 | 8.0 | 8.0 | 8.6 |
| | 11 | － | 7.9 | 7.9 | 8.1 | 8.0 | 8.0 | － |
| | 12 | － | 7.9 | 7.9 | 8.1 | 8.0 | 8.0 | － |
| | 13 | － | 7.9 | 7.9 | 8.1 | － | 8.0 | － |
| | 14 | － | 7.9 | 7.9 | 8.1 | － | 8.0 | － |
| | 15 | － | 7.9 | 7.9 | 8.1 | － | 8.0 | 8.6 |
| | 16 | － | 7.9 | 7.9 | 8.1 | － | 8.0 | － |
| | 17 | － | 7.9 | 7.9 | 8.1 | － | 8.0 | － |
| | 18 | － | 7.9 | 7.9 | 8.1 | － | 8.0 | － |
| | 19 | － | 7.9 | 7.9 | 8.1 | － | 8.0 | － |
| | 20 | － | 7.9 | 7.9 | 8.1 | － | 8.0 | 8.6 |
| | 21 | － | 7.9 | 7.8 | 8.1 | － | 7.9 | － |
| | 22 | － | 7.9 | 7.8 | 8.1 | － | 7.9 | － |
| | 23 | － | － | 7.8 | 8.1 | － | 8.0 | － |
| | 24 | － | － | 7.8 | 8.1 | － | 8.0 | － |
| | 25 | － | － | 7.8 | 8.1 | － | 8.0 | 8.7 |
| | 26 | － | － | 7.8 | 8.1 | － | 8.0 | － |
| | 27 | － | － | 7.8 | 8.1 | － | 8.0 | － |
| | 28 | － | － | 7.8 | 8.1 | － | 8.0 | － |
| | 29 | － | － | 7.8 | 8.1 | － | 8.0 | － |
| | 30 | － | － | 7.8 | 8.1 | － | 8.0 | 8.7 |
| | 31 | － | － | 7.8 | 8.1 | － | 8.0 | － |
| | 32 | － | － | 7.8 | 8.1 | － | 8.0 | － |
| | 33 | － | － | 7.8 | 8.1 | － | 8.0 | － |
| | 34 | － | － | 7.8 | 8.1 | － | 8.0 | － |
| | 35 | － | － | 7.8 | 8.1 | － | 8.0 | 8.7 |
| | 36 | － | － | 7.8 | 8.1 | － | 8.0 | － |
| | 37 | － | － | 7.8 | 8.1 | － | 8.0 | － |
| | 38 | － | － | 7.8 | 8.1 | － | 8.0 | － |
| | 39 | － | － | 7.8 | 8.1 | － | 8.0 | － |
| | 40 | － | － | 7.8 | 8.1 | － | 8.0 | 8.7 |
| | 41 | － | － | 7.8 | 8.0 | － | 7.9 | － |
| | 42 | － | － | 7.8 | 8.0 | － | 7.9 | － |
| | 43 | － | － | 7.8 | 8.0 | － | 7.9 | － |
| | 44 | － | － | 7.8 | 8.0 | － | 7.9 | － |
| | 45 | － | － | 7.8 | 8.0 | － | 7.9 | 8.6 |
| | 46 | － | － | 7.8 | 8.0 | － | 7.9 | － |
| | 47 | － | － | － | 8.0 | － | 8.0 | － |
| | 48 | － | － | － | 8.0 | － | 8.0 | － |
| | 49 | － | － | － | 8.0 | － | 8.0 | － |
| | 50 | － | － | － | 8.0 | － | 8.0 | 8.6 |
| | 51 | － | － | － | 7.9 | － | 7.9 | － |
| | 52 | － | － | － | 7.9 | － | 7.9 | － |
| | 53 | － | － | － | 7.9 | － | 7.9 | － |
| | 54 | － | － | － | 7.9 | － | 7.9 | － |
| | 55 | － | － | － | 7.9 | － | 7.9 | 8.5 |
| | 56 | － | － | － | 7.9 | － | 7.9 | － |
| | 57 | － | － | － | 7.9 | － | 7.9 | － |
| | 58 | － | － | － | 7.8 | － | 7.8 | － |
| | 59 | － | － | － | 7.8 | － | 7.8 | － |
| | 60 | － | － | － | 7.8 | － | 7.8 | 8.4 |
| | 61 | － | － | － | 7.8 | － | 7.8 | － |
| | 62 | － | － | － | 7.8 | － | 7.8 | － |
| | 63 | － | － | － | 7.8 | － | 7.8 | － |
| | 64 | － | － | － | 7.8 | － | 7.8 | － |
| | 65 | － | － | － | 7.8 | － | 7.8 | 8.2 |
| | 66 | － | － | － | 7.8 | － | 7.8 | － |
| | 67 | － | － | － | 7.8 | － | 7.8 | － |
| | 68 | － | － | － | 7.8 | － | 7.8 | － |
| | 69 | － | － | － | 7.8 | － | 7.8 | － |
| | 70 | － | － | － | 7.8 | － | 7.8 | 8.0 |
| | 71 | － | － | － | 7.8 | － | 7.8 | － |
| | 72 | － | － | － | 7.8 | － | 7.8 | － |
| | 73 | － | － | － | 7.7 | － | 7.7 | － |
| | 74 | － | － | － | 7.7 | － | 7.7 | － |
| | 75 | － | － | － | 7.7 | － | 7.7 | 7.9 |
| | 底層 | 6.7 | 7.9 | 7.8 | 7.7 | 8.0 | | |
| | 底層深度 | 7 | 22 | 46 | 77 | 12 | | |

※平年値は 1981 年から 2010 年（昭和 56 年から平成 22 年）までの同時期調査の平均値。

## 付表２－６　湖水温（℃）

| 月日 | 深度(m) | 地点 Ⅰ | Ⅱ | Ⅲ | Ⅳ | Ⅴ | 平均値 | 平年値 |
|---|---|---|---|---|---|---|---|---|
| 2/18 | 0.5 | 6.0 | 6.8 | 6.9 | 6.9 | 6.9 | 6.7 | 7.3 |
| | 1 | 6.0 | 6.7 | 6.9 | 6.9 | 6.9 | 6.7 | － |
| | 2 | 6.0 | 6.7 | 6.9 | 6.9 | 6.9 | 6.7 | － |
| | 3 | 6.0 | 6.7 | 6.9 | 6.9 | 6.9 | 6.7 | － |
| | 4 | 6.0 | 6.7 | 6.9 | 6.9 | 6.9 | 6.7 | － |
| | 5 | 5.9 | 6.7 | 6.9 | 6.9 | 6.9 | 6.7 | 7.2 |
| | 6 | 5.9 | 6.7 | 6.9 | 6.9 | 6.9 | 6.7 | － |
| | 7 | － | 6.7 | 6.9 | 6.9 | 6.9 | 6.9 | － |
| | 8 | － | 6.7 | 6.9 | 6.9 | 6.9 | 6.9 | － |
| | 9 | － | 6.6 | 6.9 | 6.9 | 6.9 | 6.8 | － |
| | 10 | － | 6.6 | 6.9 | 6.9 | 6.9 | 6.8 | 7.3 |
| | 11 | － | 6.6 | 6.9 | 6.9 | 6.9 | 6.8 | － |
| | 12 | － | 6.6 | 6.9 | 6.9 | 6.9 | 6.8 | － |
| | 13 | － | 6.6 | 6.9 | 6.9 | 6.9 | 6.8 | － |
| | 14 | － | 6.5 | 6.9 | 6.9 | 6.9 | 6.8 | － |
| | 15 | － | 6.5 | 6.9 | 6.9 | 6.9 | 6.8 | 7.3 |
| | 16 | － | 6.5 | 6.9 | 6.9 | － | 6.8 | － |
| | 17 | － | 6.5 | 6.9 | 6.9 | － | 6.8 | － |
| | 18 | － | 6.4 | 6.9 | 6.9 | － | 6.7 | － |
| | 19 | － | 6.3 | 6.9 | 6.9 | － | 6.7 | － |
| | 20 | － | 6.2 | 6.9 | 6.9 | － | 6.7 | 7.3 |
| | 21 | － | 6.2 | 6.9 | 6.9 | － | 6.7 | － |
| | 22 | － | 6.2 | 6.9 | 6.9 | － | 6.7 | － |
| | 23 | － | － | 6.9 | 6.9 | － | 6.9 | － |
| | 24 | － | － | 6.9 | 6.9 | － | 6.9 | － |
| | 25 | － | － | 6.9 | 6.9 | － | 6.9 | 7.4 |
| | 26 | － | － | 6.9 | 6.9 | － | 6.9 | － |
| | 27 | － | － | 6.9 | 6.9 | － | 6.9 | － |
| | 28 | － | － | 6.9 | 6.9 | － | 6.9 | － |
| | 29 | － | － | 6.9 | 6.9 | － | 6.9 | － |
| | 30 | － | － | 6.9 | 6.9 | － | 6.9 | 7.4 |
| | 31 | － | － | 6.9 | 6.9 | － | 6.9 | － |
| | 32 | － | － | 6.9 | 6.9 | － | 6.9 | － |
| | 33 | － | － | 6.9 | 6.9 | － | 6.9 | － |
| | 34 | － | － | 6.9 | 6.9 | － | 6.9 | － |
| | 35 | － | － | 6.9 | 6.9 | － | 6.9 | 7.4 |
| | 36 | － | － | 6.9 | 6.9 | － | 6.9 | － |
| | 37 | － | － | 6.9 | 6.9 | － | 6.9 | － |
| | 38 | － | － | 6.9 | 6.9 | － | 6.9 | － |
| | 39 | － | － | 6.9 | 6.9 | － | 6.9 | － |
| | 40 | － | － | 6.9 | 6.9 | － | 6.9 | 7.3 |
| | 41 | － | － | 6.9 | 6.9 | － | 6.9 | － |
| | 42 | － | － | 6.9 | 6.9 | － | 6.9 | － |
| | 43 | － | － | 6.9 | 6.9 | － | 6.9 | － |
| | 44 | － | － | 6.9 | 6.9 | － | 6.9 | － |
| | 45 | － | － | 6.9 | 6.8 | － | 6.9 | 7.3 |
| | 46 | － | － | 6.9 | 6.8 | － | 6.9 | － |
| | 47 | － | － | 6.9 | 6.8 | － | 6.9 | － |
| | 48 | － | － | － | 6.8 | － | 6.8 | － |
| | 49 | － | － | － | 6.8 | － | 6.8 | － |
| | 50 | － | － | － | 6.8 | － | 6.8 | 7.4 |
| | 51 | － | － | － | 6.8 | － | 6.8 | － |
| | 52 | － | － | － | 6.8 | － | 6.8 | － |
| | 53 | － | － | － | 6.8 | － | 6.8 | － |
| | 54 | － | － | － | 6.8 | － | 6.8 | － |
| | 55 | － | － | － | 6.8 | － | 6.8 | 7.4 |
| | 56 | － | － | － | 6.8 | － | 6.8 | － |
| | 57 | － | － | － | 6.8 | － | 6.8 | － |
| | 58 | － | － | － | 6.8 | － | 6.8 | － |
| | 59 | － | － | － | 6.8 | － | 6.8 | － |
| | 60 | － | － | － | 6.8 | － | 6.8 | 7.4 |
| | 61 | － | － | － | 6.8 | － | 6.8 | － |
| | 62 | － | － | － | 6.8 | － | 6.8 | － |
| | 63 | － | － | － | 6.8 | － | 6.8 | － |
| | 64 | － | － | － | 6.8 | － | 6.8 | － |
| | 65 | － | － | － | 6.8 | － | 6.8 | 7.4 |
| | 66 | － | － | － | 6.8 | － | 6.8 | － |
| | 67 | － | － | － | 6.8 | － | 6.8 | － |
| | 68 | － | － | － | 6.8 | － | 6.8 | － |
| | 69 | － | － | － | 6.8 | － | 6.8 | － |
| | 70 | － | － | － | 6.8 | － | 6.8 | 7.4 |
| | 71 | － | － | － | 6.8 | － | 6.8 | － |
| | 72 | － | － | － | 6.8 | － | 6.8 | － |
| | 73 | － | － | － | 6.8 | － | 6.8 | － |
| | 74 | － | － | － | 6.8 | － | 6.8 | － |
| | 75 | － | － | － | 6.8 | － | 6.8 | 7.3 |
| | 底層 | 5.9 | 6.2 | 6.9 | 6.8 | 6.9 | | |
| | 底層深度 | 6 | 22 | 47 | 78 | 15 | | |

| 月日 | 深度(m) | 地点 Ⅰ | Ⅱ | Ⅲ | Ⅳ | Ⅴ | 平均値 | 平年値 |
|---|---|---|---|---|---|---|---|---|
| 3/12 | 0.5 | 7.8 | 6.9 | 7.0 | 7.2 | 7.3 | 7.2 | 7.6 |
| | 1 | 7.8 | 6.9 | 6.9 | 7.1 | 7.4 | 7.2 | － |
| | 2 | 7.7 | 6.9 | 6.9 | 6.9 | 7.1 | 7.1 | － |
| | 3 | 7.8 | 6.8 | 6.8 | 6.9 | 7.0 | 7.1 | － |
| | 4 | 7.4 | 6.8 | 6.8 | 6.9 | 7.0 | 7.0 | － |
| | 5 | 7.2 | 6.8 | 6.8 | 6.9 | 7.0 | 6.9 | 7.5 |
| | 6 | 7.2 | 6.8 | 6.8 | 6.8 | 7.0 | 6.9 | － |
| | 7 | － | 6.8 | 6.8 | 6.8 | 7.0 | 6.9 | － |
| | 8 | － | 6.8 | 6.8 | 6.8 | 6.9 | 6.8 | － |
| | 9 | － | 6.8 | 6.8 | 6.8 | 6.9 | 6.8 | － |
| | 10 | － | 6.8 | 6.8 | 6.8 | 6.9 | 6.8 | 7.3 |
| | 11 | － | 6.8 | 6.8 | 6.8 | 6.9 | 6.8 | － |
| | 12 | － | 6.8 | 6.8 | 6.8 | 6.9 | 6.8 | － |
| | 13 | － | 6.8 | 6.8 | 6.8 | － | 6.8 | － |
| | 14 | － | 6.8 | 6.8 | 6.8 | － | 6.8 | － |
| | 15 | － | 6.7 | 6.8 | 6.8 | － | 6.8 | 7.3 |
| | 16 | － | 6.7 | 6.8 | 6.8 | － | 6.8 | － |
| | 17 | － | 6.7 | 6.8 | 6.8 | － | 6.8 | － |
| | 18 | － | 6.7 | 6.8 | 6.8 | － | 6.8 | － |
| | 19 | － | 6.7 | 6.8 | 6.8 | － | 6.8 | － |
| | 20 | － | 6.7 | 6.8 | 6.8 | － | 6.8 | 7.3 |
| | 21 | － | 6.7 | 6.8 | 6.8 | － | 6.8 | － |
| | 22 | － | 6.7 | 6.8 | 6.8 | － | 6.8 | － |
| | 23 | － | － | 6.8 | 6.8 | － | 6.8 | － |
| | 24 | － | － | 6.8 | 6.8 | － | 6.8 | － |
| | 25 | － | － | 6.8 | 6.8 | － | 6.8 | 7.3 |
| | 26 | － | － | 6.8 | 6.8 | － | 6.8 | － |
| | 27 | － | － | 6.8 | 6.8 | － | 6.8 | － |
| | 28 | － | － | 6.8 | 6.8 | － | 6.8 | － |
| | 29 | － | － | 6.8 | 6.8 | － | 6.8 | － |
| | 30 | － | － | 6.8 | 6.8 | － | 6.8 | 7.3 |
| | 31 | － | － | 6.8 | 6.8 | － | 6.8 | － |
| | 32 | － | － | 6.8 | 6.8 | － | 6.8 | － |
| | 33 | － | － | 6.8 | 6.8 | － | 6.8 | － |
| | 34 | － | － | 6.8 | 6.8 | － | 6.8 | － |
| | 35 | － | － | 6.8 | 6.8 | － | 6.8 | 7.3 |
| | 36 | － | － | 6.8 | 6.8 | － | 6.8 | － |
| | 37 | － | － | 6.8 | 6.8 | － | 6.8 | － |
| | 38 | － | － | 6.8 | 6.8 | － | 6.8 | － |
| | 39 | － | － | 6.7 | 6.8 | － | 6.8 | － |
| | 40 | － | － | 6.7 | 6.8 | － | 6.8 | 7.3 |
| | 41 | － | － | 6.7 | 6.8 | － | 6.8 | － |
| | 42 | － | － | 6.7 | 6.8 | － | 6.8 | － |
| | 43 | － | － | 6.7 | 6.8 | － | 6.8 | － |
| | 44 | － | － | 6.7 | 6.8 | － | 6.8 | － |
| | 45 | － | － | 6.7 | 6.8 | － | 6.8 | 7.2 |
| | 46 | － | － | 6.7 | 6.8 | － | 6.8 | － |
| | 47 | － | － | 6.7 | 6.8 | － | 6.8 | － |
| | 48 | － | － | － | 6.8 | － | 6.8 | － |
| | 49 | － | － | － | 6.8 | － | 6.8 | － |
| | 50 | － | － | － | 6.8 | － | 6.8 | 7.3 |
| | 51 | － | － | － | 6.8 | － | 6.8 | － |
| | 52 | － | － | － | 6.8 | － | 6.8 | － |
| | 53 | － | － | － | 6.8 | － | 6.8 | － |
| | 54 | － | － | － | 6.8 | － | 6.8 | － |
| | 55 | － | － | － | 6.8 | － | 6.8 | 7.3 |
| | 56 | － | － | － | 6.8 | － | 6.8 | － |
| | 57 | － | － | － | 6.8 | － | 6.8 | － |
| | 58 | － | － | － | 6.8 | － | 6.8 | － |
| | 59 | － | － | － | 6.8 | － | 6.8 | － |
| | 60 | － | － | － | 6.8 | － | 6.8 | 7.2 |
| | 61 | － | － | － | 6.8 | － | 6.8 | － |
| | 62 | － | － | － | 6.8 | － | 6.8 | － |
| | 63 | － | － | － | 6.8 | － | 6.8 | － |
| | 64 | － | － | － | 6.8 | － | 6.8 | － |
| | 65 | － | － | － | 6.8 | － | 6.8 | 7.2 |
| | 66 | － | － | － | 6.8 | － | 6.8 | － |
| | 67 | － | － | － | 6.8 | － | 6.8 | － |
| | 68 | － | － | － | 6.8 | － | 6.8 | － |
| | 69 | － | － | － | 6.8 | － | 6.8 | － |
| | 70 | － | － | － | 6.8 | － | 6.8 | 7.2 |
| | 71 | － | － | － | 6.8 | － | 6.8 | － |
| | 72 | － | － | － | 6.8 | － | 6.8 | － |
| | 73 | － | － | － | 6.8 | － | 6.8 | － |
| | 74 | － | － | － | 6.8 | － | 6.8 | － |
| | 75 | － | － | － | 6.8 | － | 6.8 | 7.2 |
| | 底層 | 7.2 | 6.7 | 6.7 | 6.8 | 6.9 | | |
| | 底層深度 | 6 | 22 | 47 | 77 | 12 | | |

※平年値は 1981 年から 2010 年（昭和 56 年から平成 22 年）の同時期調査の平均値

付表３　透明度（ｍ）

| 月日 | 地点 | | | | | 平均値 | 平年値 |
|---|---|---|---|---|---|---|---|
| | Ⅰ | Ⅱ | Ⅲ | Ⅳ | Ⅴ | | |
| 4/16 | 2.6 | 4.1 | 5.3 | 7.1 | 4.7 | 4.8 | 5.2 |
| 5/14 | 2.7 | 3.9 | 3.1 | 5.8 | 4.5 | 4.0 | 4.5 |
| 6/11 | 3.1 | 4.9 | 4.3 | 4.8 | 4.0 | 4.2 | 5.4 |
| 7/17 | 2.5 | 2.7 | 2.9 | 2.9 | 2.6 | 2.7 | 4.9 |
| 8/16 | 5.6 | 8.7 | 8.2 | 9.3 | 7.6 | 7.9 | 5.8 |
| 9/12 | 5.1 | 10.0 | 10.1 | 10.1 | 9.2 | 8.9 | 5.6 |
| 10/11 | 2.2 | 4.9 | 5.2 | 6.0 | 4.7 | 4.6 | 5.5 |
| 11/19 | 3.6 | 5.7 | 10.1 | 8.4 | 6.2 | 6.8 | 6.3 |
| 12/12 | 5.7 | 6.2 | 7.5 | 8.2 | 7.0 | 6.9 | 7.4 |
| 1/16 | 5.2 | 7.2 | 8.7 | 8.9 | 9.0 | 7.8 | 7.6 |
| 2/18 | 4.2 | 7.0 | 7.7 | 8.8 | 7.5 | 7.0 | 6.6 |
| 3/12 | 2.6 | 6.7 | 7.1 | 10.1 | 9.9 | 7.3 | 5.8 |

※平年値は 1981 年から 2010 年(昭和 56 年から平成 22 年）の同時期調査の平均値

付表４　pH

| 月日 | 深度 | 地点 | | | | | 平均値 | 近10年平均値 |
|---|---|---|---|---|---|---|---|---|
| | | Ⅰ | Ⅱ | Ⅲ | Ⅳ | Ⅴ | | |
| 2012 4/16 | 0.5m | 6.97 | 7.30 | 7.48 | 7.57 | 7.61 | 7.39 | 7.68 |
| | 10m | | 7.22 | 7.48 | 7.54 | | 7.41 | 7.64 |
| | 20m | | | 7.41 | 7.52 | | 7.47 | 7.60 |
| | 30m | | | 7.37 | 7.50 | | 7.44 | 7.58 |
| | 底層 | 6.64 | 7.13 | 7.32 | 7.47 | 7.58 | 7.47 | 7.61 |
| | 水深 | 6m | 23m | 46m | 78m | 15m | | |
| 5/14 | 0.5m | 7.43 | 7.91 | 8.01 | 7.83 | 7.84 | 7.80 | 7.98 |
| | 10m | | 7.66 | 7.77 | 7.77 | | 7.73 | 7.82 |
| | 20m | | | 7.72 | 7.74 | | 7.73 | 7.66 |
| | 30m | | | 7.73 | 7.44 | | 7.59 | 7.64 |
| | 底層 | 6.95 | 7.58 | 7.78 | 7.83 | 7.79 | 7.83 | 7.70 |
| | 水深 | 7m | 22m | 46m | 77m | 14m | | |
| 6/11 | 0.5m | 7.67 | 8.22 | 8.34 | 8.31 | 8.37 | 8.18 | 8.22 |
| | 10m | | 7.93 | 7.95 | 7.83 | | 7.90 | 7.88 |
| | 20m | | | 7.74 | 7.75 | | 7.75 | 7.58 |
| | 30m | | | 7.80 | 7.81 | | 7.81 | 7.57 |
| | 底層 | 6.99 | 7.60 | 7.96 | 7.96 | 8.02 | 7.96 | 7.63 |
| | 水深 | 6m | 21m | 48m | 77m | 15m | | |
| 7/17 | 0.5m | 9.29 | 9.63 | 9.45 | 9.49 | 9.56 | 9.48 | 8.26 |
| | 10m | | 8.74 | 8.10 | 7.80 | | 8.21 | 7.69 |
| | 20m | | | 7.93 | 7.80 | | 7.87 | 7.41 |
| | 30m | | | 8.19 | 8.04 | | 8.12 | 7.46 |
| | 底層 | 7.18 | 8.43 | 8.57 | 8.39 | 8.66 | 8.39 | 7.58 |
| | 水深 | 6m | 22m | 47m | 77m | 14m | | |
| 8/16 | 0.5m | 7.71 | 8.33 | 8.59 | 8.54 | 8.76 | 8.39 | 8.26 |
| | 10m | | 7.58 | 7.91 | 7.84 | | 7.78 | 7.93 |
| | 20m | | | 7.47 | 7.45 | | 7.46 | 7.39 |
| | 30m | | | 7.66 | 7.53 | | 7.60 | 7.46 |
| | 底層 | 6.68 | 7.56 | 7.87 | 7.56 | 8.34 | 7.56 | 7.43 |
| | 水深 | 6m | 23m | 47m | 77m | 14m | | |
| 9/12 | 0.5m | 7.14 | 7.53 | 7.57 | 7.74 | 7.91 | 7.58 | 7.91 |
| | 10m | | 7.35 | 7.40 | 7.62 | | 7.46 | 7.71 |
| | 20m | | | 7.33 | 7.40 | | 7.37 | 7.47 |
| | 30m | | | 7.35 | 7.46 | | 7.41 | 7.50 |
| | 底層 | 6.66 | 7.20 | 7.40 | 7.48 | 7.76 | 7.48 | 7.54 |
| | 水深 | 6m | 22m | 46m | 77m | 14m | | |

| 月日 | 深度 | 地点 | | | | | 平均値 | 近10年平均値 |
|---|---|---|---|---|---|---|---|---|
| | | Ⅰ | Ⅱ | Ⅲ | Ⅳ | Ⅴ | | |
| 10/11 | 0.5m | 7.15 | 7.39 | 7.49 | 7.52 | 7.65 | 7.44 | 7.64 |
| | 10m | | 7.28 | 7.41 | 7.43 | | 7.37 | 7.55 |
| | 20m | | | 7.32 | 7.34 | | 7.33 | 7.32 |
| | 30m | | | 7.33 | 7.35 | | 7.34 | 7.30 |
| | 底層 | 6.90 | 7.19 | 7.36 | 7.37 | 7.58 | 7.37 | 7.30 |
| | 水深 | 6m | 22m | 47m | 77m | 11m | | |
| 11/19 | 0.5m | 6.63 | 6.95 | 7.24 | 7.04 | 7.35 | 7.04 | 7.59 |
| | 10m | | 6.87 | 7.19 | 7.27 | | 7.11 | 7.53 |
| | 20m | | | 7.14 | 7.22 | | 7.18 | 7.38 |
| | 30m | | | 6.98 | 7.19 | | 7.09 | 7.28 |
| | 底層 | 6.28 | 6.76 | 6.96 | 7.20 | 7.31 | 7.20 | 7.30 |
| | 水深 | 7m | 23m | 46m | 77m | 14m | | |
| 12/12 | 0.5m | 6.67 | 6.96 | 7.14 | 7.26 | 7.30 | 7.07 | 7.57 |
| | 10m | | 6.91 | 7.11 | 7.24 | | 7.09 | 7.56 |
| | 20m | | | 7.08 | 7.20 | | 7.14 | 7.51 |
| | 30m | | | 7.04 | 7.14 | | 7.09 | 7.41 |
| | 底層 | 6.37 | 6.79 | 7.01 | 7.12 | 7.28 | 7.12 | 7.26 |
| | 水深 | 6m | 22m | 46m | 77m | 13m | | |
| 2013 1/16 | 0.5m | 6.73 | 6.95 | 7.23 | 7.31 | 7.33 | 7.11 | 7.44 |
| | 10m | | 6.90 | 7.20 | 7.31 | | 7.14 | 7.38 |
| | 20m | | | 7.13 | 7.30 | | 7.22 | 7.38 |
| | 30m | | | 7.08 | 7.28 | | 7.18 | 7.37 |
| | 底層 | 6.63 | 6.83 | 7.02 | 7.27 | 7.31 | 7.27 | 7.27 |
| | 水深 | 7m | 22m | 46m | 77m | 12m | | |
| 2/18 | 0.5m | 6.39 | 6.76 | 7.16 | 7.32 | 7.36 | 7.00 | 7.50 |
| | 10m | | 6.69 | 7.00 | 7.31 | | 7.00 | 7.50 |
| | 20m | | | 6.96 | 7.28 | | 7.12 | 7.50 |
| | 30m | | | 6.91 | 7.26 | | 7.09 | 7.46 |
| | 底層 | 6.15 | 6.56 | 6.86 | 7.19 | 7.33 | 7.19 | 7.50 |
| | 水深 | 6m | 22m | 47m | 78m | 15m | | |
| 3/12 | 0.5m | 6.51 | 6.90 | 7.06 | 7.21 | 7.25 | 6.99 | 7.49 |
| | 10m | | 6.85 | 7.04 | 7.20 | | 7.03 | 7.50 |
| | 20m | | | 7.01 | 7.17 | | 7.09 | 7.49 |
| | 30m | | | 6.96 | 7.14 | | 7.05 | 7.49 |
| | 底層 | 6.24 | 6.75 | 6.84 | 7.10 | 7.23 | 7.10 | 7.47 |
| | 水深 | 6m | 22m | 47m | 77m | 12m | | |

※近 10 年平均値は 2002 年度から 2011 年度（平成 14 年度から平成 23 年度）の同時期調査の平均値
　なお、平均値および近 10 年平均値の底層の値は地点Ⅳの値

付表５　溶存酸素濃度（mg/L）

| 月日 | 深度 | 地点 | | | | | 平均値 | 近10年平均値 | 月日 | 深度 | 地点 | | | | | 平均値 | 近10年平均値 |
|---|---|---|---|---|---|---|---|---|---|---|---|---|---|---|---|---|---|
| | | Ⅰ | Ⅱ | Ⅲ | Ⅳ | Ⅴ | | | | | Ⅰ | Ⅱ | Ⅲ | Ⅳ | Ⅴ | | |
| 2012 4/16 | 0.5m | 11.85 | 11.66 | 11.87 | 11.89 | 11.34 | 11.72 | 11.73 | 10/11 | 0.5m | 9.51 | 9.22 | 9.11 | 9.40 | 9.16 | 9.28 | 8.85 |
| | 10m | | 11.62 | 11.79 | 11.82 | | 11.74 | 11.81 | | 10m | | 8.92 | 9.05 | 9.22 | | 9.06 | 8.68 |
| | 20m | | | 11.64 | 11.42 | | 11.53 | 11.44 | | 20m | | | 7.94 | 7.60 | | 7.77 | 7.15 |
| | 30m | | | 11.31 | 11.38 | | 11.35 | 11.28 | | 30m | | | 8.67 | 8.55 | | 8.61 | 8.05 |
| | 底層 | 11.61 | 11.02 | 11.21 | 10.27 | 11.69 | 10.27 | 10.42 | | 底層 | 9.73 | 7.36 | 7.69 | 3.79 | 9.28 | 3.79 | 5.16 |
| | 水深 | 6m | 23m | 46m | 78m | 15m | | | | 水深 | 6m | 22m | 47m | 77m | 11m | | |
| 5/14 | 0.5m | 10.94 | 11.23 | 11.41 | 11.35 | 11.29 | 11.24 | 11.21 | 11/19 | 0.5m | 10.49 | 9.69 | 9.65 | 9.59 | 9.64 | 9.81 | 9.46 |
| | 10m | | 11.18 | 11.05 | 11.35 | | 11.19 | 11.17 | | 10m | | 9.77 | 9.55 | 9.52 | | 9.61 | 9.35 |
| | 20m | | | 10.89 | 11.03 | | 10.96 | 10.91 | | 20m | | | 9.55 | 9.51 | | 9.53 | 8.89 |
| | 30m | | | 11.01 | 10.72 | | 10.87 | 10.75 | | 30m | | | 8.22 | 7.55 | | 7.89 | 7.50 |
| | 底層 | 11.71 | 10.99 | 10.18 | 9.62 | 11.06 | 9.62 | 9.72 | | 底層 | 10.11 | 9.91 | 6.86 | 5.16 | 9.80 | 5.16 | 4.83 |
| | 水深 | 7m | 22m | 46m | 77m | 14m | | | | 水深 | 7m | 23m | 46m | 77m | 14m | | |
| 6/11 | 0.5m | 10.85 | 10.60 | 10.93 | 10.69 | 10.83 | 10.78 | 10.05 | 12/12 | 0.5m | 10.90 | 10.15 | 10.05 | 10.08 | 10.07 | 10.25 | 10.26 |
| | 10m | | 10.44 | 10.78 | 10.38 | | 10.53 | 10.19 | | 10m | | 10.22 | 10.05 | 10.06 | | 10.11 | 10.11 |
| | 20m | | | 10.10 | 10.12 | | 10.11 | 9.95 | | 20m | | | 10.08 | 10.06 | | 10.07 | 10.02 |
| | 30m | | | 10.40 | 10.26 | | 10.33 | 9.90 | | 30m | | | 9.84 | 9.96 | | 9.90 | 9.10 |
| | 底層 | 10.55 | 9.50 | 10.05 | 8.59 | 10.28 | 8.59 | 8.46 | | 底層 | 11.08 | 10.22 | 7.67 | 5.07 | 10.18 | 5.07 | 5.13 |
| | 水深 | 6m | 21m | 48m | 77m | 15m | | | | 水深 | 6m | 22m | 46m | 77m | 13m | | |
| 7/17 | 0.5m | 11.70 | 11.00 | 10.54 | 10.79 | 10.55 | 10.92 | 9.14 | 2013 1/16 | 0.5m | 11.44 | 10.27 | 10.47 | 10.38 | 10.14 | 10.54 | 10.65 |
| | 10m | | 7.97 | 7.77 | 7.51 | | 7.75 | 9.12 | | 10m | | 10.24 | 10.39 | 10.36 | | 10.33 | 10.45 |
| | 20m | | | 9.48 | 8.85 | | 9.17 | 8.95 | | 20m | | | 10.43 | 10.28 | | 10.36 | 10.31 |
| | 30m | | | 9.82 | 9.90 | | 9.86 | 9.33 | | 30m | | | 10.48 | 10.29 | | 10.39 | 10.28 |
| | 底層 | 7.65 | 7.97 | 8.74 | 7.99 | 7.55 | 7.99 | 7.38 | | 底層 | 11.54 | 10.28 | 10.61 | 11.05 | 10.19 | 11.05 | 6.37 |
| | 水深 | 6m | 22m | 47m | 77m | 14m | | | | 水深 | 7m | 22m | 46m | 77m | 12m | | |
| 8/16 | 0.5m | 8.20 | 7.90 | 7.87 | 7.90 | 7.95 | 7.96 | 8.20 | 2/18 | 0.5m | 12.02 | 11.14 | 10.92 | 11.26 | 11.07 | 11.28 | 11.24 |
| | 10m | | 5.80 | 7.61 | 7.80 | | 7.07 | 8.80 | | 10m | | 11.38 | 10.82 | 11.02 | | 11.07 | 11.07 |
| | 20m | | | 6.94 | 8.52 | | 7.73 | 8.02 | | 20m | | | 10.97 | 11.06 | | 11.02 | 10.97 |
| | 30m | | | 8.98 | 9.59 | | 9.29 | 8.79 | | 30m | | | 10.96 | 11.08 | | 11.02 | 10.95 |
| | 底層 | 6.88 | 7.57 | 7.68 | 5.23 | 7.49 | 5.23 | 6.43 | | 底層 | 12.36 | 12.08 | 10.92 | 11.09 | 11.18 | 11.09 | 10.40 |
| | 水深 | 6m | 23m | 47m | 77m | 14m | | | | 水深 | 6m | 22m | 47m | 78m | 15m | | |
| 9/12 | 0.5m | 8.03 | 7.80 | 8.01 | 8.07 | 7.98 | 7.98 | 8.26 | 3/12 | 0.5m | 11.89 | 11.77 | 11.89 | 11.81 | 11.74 | 11.82 | 11.65 |
| | 10m | | 7.60 | 8.39 | 9.48 | | 8.49 | 8.01 | | 10m | | 11.71 | 11.71 | 11.80 | | 11.74 | 11.52 |
| | 20m | | | 8.19 | 8.19 | | 8.19 | 7.34 | | 20m | | | 11.74 | 11.86 | | 11.80 | 11.31 |
| | 30m | | | 8.99 | 9.34 | | 9.17 | 8.30 | | 30m | | | 11.68 | 11.78 | | 11.73 | 11.29 |
| | 底層 | 7.80 | 6.91 | 7.65 | 4.12 | 8.33 | 4.12 | 5.63 | | 底層 | 12.26 | 11.58 | 11.61 | 11.77 | 12.01 | 11.77 | 10.95 |
| | 水深 | 6m | 22m | 46m | 77m | 14m | | | | 水深 | 6m | 22m | 47m | 77m | 12m | | |

※近 10 年平均値は 2002 年度から 2011 年度（平成 14 年度から平成 23 年度）の同時期調査の平均値
　なお、底層の平均値および平年値は地点Ⅳの値

付表６　溶存酸素濃度（%）

| 月日 | 深度 | 地点 Ⅰ | Ⅱ | Ⅲ | Ⅳ | Ⅴ | 平均値 | 近10年平均値 | 月日 | 深度 | 地点 Ⅰ | Ⅱ | Ⅲ | Ⅳ | Ⅴ | 平均値 | 近10年平均値 |
|---|---|---|---|---|---|---|---|---|---|---|---|---|---|---|---|---|---|
| 2012 4/16 | 0.5m | 114.0 | 106.5 | 108.7 | 108.1 | 102.1 | 107.9 | 109.8 | 10/11 | 0.5m | 111.8 | 108.2 | 106.5 | 109.6 | 107.1 | 108.6 | 101.7 |
| | 10m | | 102.3 | 105.3 | 103.8 | | 103.8 | 106.1 | | 10m | | 104.4 | 104.8 | 106.9 | | 105.4 | 99.6 |
| | 20m | | | 102.7 | 99.8 | | 101.3 | 101.1 | | 20m | | | 79.0 | 76.7 | | 77.9 | 74.7 |
| | 30m | | | 97.6 | 98.9 | | 98.3 | 99.1 | | 30m | | | 76.8 | 76.7 | | 76.8 | 73.6 |
| | 底層 | 106.4 | 96.1 | 96.8 | 87.8 | 103.9 | 87.8 | 89.5 | | 底層 | 114.5 | 72.0 | 66.9 | 32.6 | 108.2 | 32.6 | 44.7 |
| | 水深 | 6m | 23m | 46m | 78m | 15m | | | | 水深 | 6m | 22m | 47m | 77m | 11m | | |
| 5/14 | 0.5m | 112.1 | 113.1 | 117.2 | 110.3 | 109.2 | 112.4 | 115.8 | 11/19 | 0.5m | 104.9 | 98.8 | 98.3 | 98.1 | 98.2 | 99.7 | 99.5 |
| | 10m | | 108.4 | 106.9 | 106.6 | | 107.3 | 109.5 | | 10m | | 99.4 | 97.2 | 97.1 | | 97.9 | 98.5 |
| | 20m | | | 102.5 | 102.4 | | 102.5 | 101.0 | | 20m | | | 97.0 | 96.8 | | 96.9 | 92.9 |
| | 30m | | | 99.4 | 93.7 | | 96.6 | 95.9 | | 30m | | | 73.6 | 68.1 | | 70.9 | 70.4 |
| | 底層 | 115.6 | 105.2 | 88.1 | 82.3 | 101.0 | 82.3 | 83.7 | | 底層 | 100.2 | 99.6 | 59.7 | 44.4 | 99.9 | 44.4 | 41.9 |
| | 水深 | 7m | 22m | 46m | 77m | 14m | | | | 水深 | 7m | 23m | 46m | 77m | 14m | | |
| 6/11 | 0.5m | 123.4 | 118.3 | 121.0 | 121.8 | 123.2 | 121.5 | 114.3 | 12/12 | 0.5m | 99.6 | 94.6 | 93.3 | 94.2 | 93.2 | 95.0 | 98.1 |
| | 10m | | 114.7 | 114.3 | 107.6 | | 112.2 | 108.8 | | 10m | | 95.3 | 93.3 | 94.0 | | 94.2 | 97.1 |
| | 20m | | | 93.8 | 93.3 | | 93.6 | 94.6 | | 20m | | | 93.6 | 93.9 | | 93.8 | 96.3 |
| | 30m | | | 92.2 | 90.3 | | 91.3 | 89.5 | | 30m | | | 91.4 | 92.7 | | 92.1 | 86.0 |
| | 底層 | 118.2 | 89.6 | 87.0 | 73.4 | 93.0 | 73.4 | 73.0 | | 底層 | 98.3 | 94.9 | 67.9 | 43.6 | 94.5 | 43.6 | 44.5 |
| | 水深 | 6m | 21m | 48m | 77m | 15m | | | | 水深 | 6m | 22m | 46m | 77m | 13m | | |
| 7/17 | 0.5m | 146.4 | 138.6 | 131.0 | 134.7 | 134.9 | 137.1 | 113.3 | 2013 1/16 | 0.5m | 97.3 | 89.3 | 91.2 | 90.7 | 88.4 | 91.4 | 94.1 |
| | 10m | | 91.9 | 87.0 | 79.9 | | 86.3 | 102.3 | | 10m | | 89.0 | 90.3 | 90.4 | | 89.9 | 92.7 |
| | 20m | | | 85.6 | 82.9 | | 84.3 | 86.0 | | 20m | | | 90.5 | 89.7 | | 90.1 | 91.6 |
| | 30m | | | 87.2 | 86.5 | | 86.9 | 84.5 | | 30m | | | 91.0 | 89.7 | | 90.4 | 91.4 |
| | 底層 | 90.0 | 74.7 | 75.8 | 68.6 | 76.1 | 68.6 | 63.8 | | 底層 | 97.4 | 89.4 | 92.1 | 95.7 | 88.8 | 95.7 | 55.3 |
| | 水深 | 6m | 22m | 47m | 77m | 14m | | | | 水深 | 7m | 22m | 46m | 77m | 12m | | |
| 8/16 | 0.5m | 106.9 | 102.8 | 101.6 | 101.9 | 103.4 | 103.3 | 106.3 | 2/18 | 0.5m | 99.7 | 94.0 | 92.4 | 95.5 | 93.9 | 95.1 | 96.3 |
| | 10m | | 66.4 | 89.8 | 92.2 | | 82.8 | 106.7 | | 10m | | 95.8 | 91.8 | 93.5 | | 93.7 | 95.1 |
| | 20m | | | 66.2 | 79.2 | | 72.7 | 78.0 | | 20m | | | 92.8 | 93.8 | | 93.3 | 94.4 |
| | 30m | | | 79.7 | 85.1 | | 82.4 | 79.8 | | 30m | | | 92.7 | 93.9 | | 93.3 | 94.1 |
| | 底層 | 88.9 | 70.3 | 66.7 | 45.0 | 82.0 | 45.0 | 55.6 | | 底層 | 102.2 | 100.6 | 92.6 | 93.9 | 94.8 | 93.9 | 89.4 |
| | 水深 | 6m | 23m | 47m | 77m | 14m | | | | 水深 | 6m | 22m | 47m | 78m | 15m | | |
| 9/12 | 0.5m | 103.6 | 100.5 | 102.9 | 103.2 | 103.1 | 102.7 | 103.4 | 3/12 | 0.5m | 103.2 | 99.9 | 101.1 | 101.0 | 100.6 | 101.2 | 101.1 |
| | 10m | | 96.9 | 93.5 | 109.4 | | 99.9 | 98.2 | | 10m | | 98.8 | 99.0 | 99.8 | | 99.2 | 99.1 |
| | 20m | | | 77.8 | 77.1 | | 77.5 | 73.0 | | 20m | | | 99.0 | 100.3 | | 99.7 | 97.2 |
| | 30m | | | 79.9 | 83.0 | | 81.5 | 75.6 | | 30m | | | 98.6 | 99.7 | | 99.2 | 97.0 |
| | 底層 | 100.5 | 64.6 | 66.5 | 35.4 | 91.2 | 35.4 | 48.7 | | 底層 | 104.8 | 97.8 | 98.0 | 99.6 | 101.8 | 99.6 | 94.0 |
| | 水深 | 6m | 22m | 46m | 77m | 14m | | | | 水深 | 6m | 22m | 47m | 77m | 12m | | |

※近 10 年平均値は 2002 年度から 2011 年度（平成 14 年度から平成 23 年度）の同時期調査の平均値
　なお、底層の平均値および平年値は地点Ⅳの値

付表７　COD（mg/L）

| 月日 | 深度 | 地点 | | | | | 平均値 | 近10年平均値 | 月日 | 深度 | 地点 | | | | | 平均値 | 近10年平均値 |
|---|---|---|---|---|---|---|---|---|---|---|---|---|---|---|---|---|---|
| | | Ⅰ | Ⅱ | Ⅲ | Ⅳ | Ⅴ | | | | | Ⅰ | Ⅱ | Ⅲ | Ⅳ | Ⅴ | | |
| 2012 4/16 | 0.5m | 3.14 | 2.40 | 2.16 | 2.05 | 1.76 | 2.30 | 2.28 | 10/11 | 0.5m | 2.92 | 2.45 | 2.43 | 2.52 | 2.42 | 2.55 | 2.56 |
| | 30m | | | | 1.88 | | 1.88 | 1.88 | | 30m | | | | 1.58 | | 1.58 | 1.82 |
| | 底層 | | | | 1.94 | | 1.94 | 1.81 | | 底層 | | | | 1.73 | | 1.73 | 2.14 |
| | 水深 | 6m | 23m | 46m | 78m | 15m | | | | 水深 | 6m | 22m | 47m | 77m | 11m | | |
| 5/14 | 0.5m | 3.05 | 2.35 | 3.41 | 2.32 | 2.56 | 2.74 | 2.52 | 11/19 | 0.5m | 2.94 | 2.17 | 2.01 | 2.15 | 2.09 | 2.27 | 2.43 |
| | 30m | | | | 1.92 | | 1.92 | 1.82 | | 30m | | | | 1.64 | | 1.64 | 1.73 |
| | 底層 | | | | 1.93 | | 1.93 | 2.05 | | 底層 | | | | 1.84 | | 1.84 | 2.02 |
| | 水深 | 7m | 22m | 46m | 77m | 14m | | | | 水深 | 7m | 23m | 46m | 77m | 14m | | |
| 6/11 | 0.5m | 3.40 | 2.66 | 3.01 | 2.61 | 3.02 | 2.94 | 2.81 | 12/12 | 0.5m | 1.97 | 1.81 | 1.91 | 1.90 | 1.93 | 1.90 | 2.49 |
| | 30m | | | | 1.62 | | 1.62 | 1.98 | | 30m | | | | 1.99 | | 1.99 | 2.15 |
| | 底層 | | | | 1.78 | | 1.78 | 2.22 | | 底層 | | | | 1.42 | | 1.42 | 2.06 |
| | 水深 | 6m | 21m | 48m | 77m | 15m | | | | 水深 | 6m | 22m | 46m | 77m | 13m | | |
| 7/17 | 0.5m | 5.05 | 5.05 | 4.83 | 4.95 | 4.38 | 4.85 | 2.94 | 2013 1/16 | 0.5m | 1.87 | 1.83 | 1.93 | 2.00 | 2.03 | 1.93 | 2.18 |
| | 30m | | | | 1.79 | | 1.79 | 2.05 | | 30m | | | | 1.99 | | 1.99 | 1.99 |
| | 底層 | | | | 1.98 | | 1.98 | 2.27 | | 底層 | | | | 2.05 | | 2.05 | 1.89 |
| | 水深 | 6m | 22m | 47m | 77m | 14m | | | | 水深 | 7m | 22m | 46m | 77m | 12m | | |
| 8/16 | 0.5m | 2.82 | 2.74 | 2.54 | 2.49 | 2.67 | 2.65 | 2.76 | 2/18 | 0.5m | 1.99 | 1.61 | 1.71 | 1.77 | 1.70 | 1.76 | 2.12 |
| | 30m | | | | 1.60 | | 1.60 | 1.79 | | 30m | | | | 1.84 | | 1.84 | 1.83 |
| | 底層 | | | | 2.13 | | 2.13 | 2.13 | | 底層 | | | | 1.76 | | 1.76 | 1.84 |
| | 水深 | 6m | 23m | 47m | 77m | 14m | | | | 水深 | 6m | 22m | 47m | 78m | 15m | | |
| 9/12 | 0.5m | 2.48 | 2.18 | 2.20 | 2.00 | 2.08 | 2.19 | 2.69 | 3/12 | 0.5m | 2.23 | 1.79 | 1.64 | 1.71 | 1.89 | 1.85 | 2.00 |
| | 30m | | | | 1.51 | | 1.51 | 1.81 | | 30m | | | | 1.85 | | 1.85 | 1.77 |
| | 底層 | | | | 1.97 | | 1.97 | 2.21 | | 底層 | | | | 1.71 | | 1.71 | 1.83 |
| | 水深 | 6m | 22m | 46m | 77m | 14m | | | | 水深 | 6m | 22m | 47m | 77m | 12m | | |

※近 10 年平均値は 2002 年度から 2011 年度（平成 14 年度から平成 23 年度）の同時期調査の平均値
　なお、底層の平均値および平年値は地点Ⅳの値

付表８　$NH_4$－N（mg/L）

| 月日 | 深度 | 地点 | | | | | 平均値 | 近10年平均値 | 月日 | 深度 | 地点 | | | | | 平均値 | 近10年平均値 |
|---|---|---|---|---|---|---|---|---|---|---|---|---|---|---|---|---|---|
| | | Ⅰ | Ⅱ | Ⅲ | Ⅳ | Ⅴ | | | | | Ⅰ | Ⅱ | Ⅲ | Ⅳ | Ⅴ | | |
| 2012 4/16 | 0.5m | <0.01 | <0.01 | <0.01 | <0.01 | 0.02 | <0.01 | 0.02 | 10/11 | 0.5m | <0.01 | <0.01 | <0.01 | <0.01 | <0.01 | <0.01 | 0.02 |
| | 10m | | <0.01 | <0.01 | <0.01 | | <0.01 | 0.02 | | 10m | | <0.01 | <0.01 | <0.01 | | <0.01 | 0.02 |
| | 20m | | | <0.01 | 0.01 | | <0.01 | 0.02 | | 20m | | | <0.01 | <0.01 | | <0.01 | 0.02 |
| | 30m | | | <0.01 | 0.02 | | 0.01 | 0.04 | | 30m | | | <0.01 | <0.01 | | <0.01 | 0.03 |
| | 底層 | <0.01 | <0.01 | <0.01 | <0.01 | <0.01 | <0.01 | 0.02 | | 底層 | <0.01 | 0.01 | <0.01 | <0.01 | <0.01 | <0.01 | 0.02 |
| | 水深 | 6m | 23m | 46m | 78m | 15m | | | | 水深 | 6m | 22m | 47m | 77m | 11m | | |
| 5/14 | 0.5m | <0.01 | <0.01 | <0.01 | <0.01 | <0.01 | <0.01 | 0.02 | 11/19 | 0.5m | <0.01 | <0.01 | <0.01 | <0.01 | <0.01 | <0.01 | 0.01 |
| | 10m | | <0.01 | <0.01 | <0.01 | | <0.01 | 0.02 | | 10m | | <0.01 | <0.01 | <0.01 | | <0.01 | 0.01 |
| | 20m | | | 0.02 | <0.01 | | 0.01 | 0.02 | | 20m | | | <0.01 | 0.01 | | <0.01 | 0.01 |
| | 30m | | | 0.01 | <0.01 | | <0.01 | 0.04 | | 30m | | | <0.01 | <0.01 | | <0.01 | <0.01 |
| | 底層 | 0.02 | 0.01 | <0.01 | <0.01 | <0.01 | <0.01 | <0.01 | | 底層 | <0.01 | <0.01 | <0.01 | <0.01 | <0.01 | <0.01 | <0.01 |
| | 水深 | 7m | 22m | 46m | 77m | 14m | | | | 水深 | 7m | 23m | 46m | 77m | 14m | | |
| 6/11 | 0.5m | <0.01 | <0.01 | <0.01 | <0.01 | <0.01 | <0.01 | 0.02 | 12/12 | 0.5m | <0.01 | <0.01 | <0.01 | <0.01 | 0.01 | <0.01 | 0.02 |
| | 10m | | 0.01 | 0.01 | 0.03 | | 0.02 | 0.03 | | 10m | | <0.01 | <0.01 | 0.01 | | <0.01 | 0.01 |
| | 20m | | | 0.01 | <0.01 | | <0.01 | 0.02 | | 20m | | | <0.01 | <0.01 | | <0.01 | 0.02 |
| | 30m | | | <0.01 | <0.01 | | <0.01 | 0.05 | | 30m | | | <0.01 | <0.01 | | <0.01 | 0.03 |
| | 底層 | <0.01 | 0.02 | <0.01 | <0.01 | <0.01 | <0.01 | 0.02 | | 底層 | <0.01 | <0.01 | <0.01 | <0.01 | <0.01 | <0.01 | <0.01 |
| | 水深 | 6m | 21m | 48m | 77m | 15m | | | | 水深 | 6m | 22m | 46m | 77m | 13m | | |
| 7/17 | 0.5m | 0.01 | <0.01 | <0.01 | <0.01 | 0.01 | <0.01 | 0.01 | 2013 1/16 | 0.5m | 0.01 | 0.01 | 0.01 | 0.01 | 0.01 | 0.01 | 0.01 |
| | 10m | | <0.01 | 0.01 | 0.02 | | 0.01 | 0.02 | | 10m | | 0.01 | <0.01 | 0.01 | | <0.01 | 0.01 |
| | 20m | | | <0.01 | <0.01 | | <0.01 | 0.02 | | 20m | | | 0.01 | 0.01 | | 0.01 | 0.01 |
| | 30m | | | <0.01 | <0.01 | | <0.01 | 0.02 | | 30m | | | 0.01 | 0.01 | | 0.01 | 0.02 |
| | 底層 | 0.03 | <0.01 | <0.01 | <0.01 | 0.02 | <0.01 | 0.01 | | 底層 | 0.01 | 0.01 | 0.01 | <0.01 | 0.01 | <0.01 | <0.01 |
| | 水深 | 6m | 22m | 47m | 77m | 14m | | | | 水深 | 7m | 22m | 46m | 77m | 12m | | |
| 8/16 | 0.5m | 0.01 | <0.01 | 0.01 | <0.01 | <0.01 | <0.01 | 0.01 | 2/18 | 0.5m | <0.01 | <0.01 | <0.01 | <0.01 | <0.01 | <0.01 | 0.01 |
| | 10m | | 0.02 | 0.01 | 0.02 | | 0.02 | 0.01 | | 10m | | <0.01 | <0.01 | <0.01 | | <0.01 | 0.01 |
| | 20m | | | <0.01 | <0.01 | | <0.01 | 0.01 | | 20m | | | <0.01 | <0.01 | | <0.01 | 0.01 |
| | 30m | | | <0.01 | <0.01 | | <0.01 | <0.01 | | 30m | | | <0.01 | <0.01 | | <0.01 | 0.03 |
| | 底層 | 0.02 | 0.02 | 0.01 | 0.02 | 0.04 | 0.02 | 0.01 | | 底層 | <0.01 | <0.01 | <0.01 | <0.01 | 0.02 | <0.01 | 0.02 |
| | 水深 | 6m | 23m | 47m | 77m | 14m | | | | 水深 | 6m | 22m | 47m | 78m | 15m | | |
| 9/12 | 0.5m | 0.01 | <0.01 | <0.01 | <0.01 | <0.01 | <0.01 | 0.02 | 3/12 | 0.5m | 0.01 | <0.01 | <0.01 | <0.01 | <0.01 | <0.01 | 0.02 |
| | 10m | | <0.01 | <0.01 | <0.01 | | <0.01 | 0.02 | | 10m | | <0.01 | <0.01 | <0.01 | | <0.01 | 0.02 |
| | 20m | | | <0.01 | <0.01 | | <0.01 | 0.02 | | 20m | | | <0.01 | <0.01 | | <0.01 | 0.02 |
| | 30m | | | 0.01 | <0.01 | | <0.01 | 0.04 | | 30m | | | <0.01 | <0.01 | | <0.01 | 0.03 |
| | 底層 | 0.01 | 0.03 | <0.01 | 0.04 | <0.01 | 0.04 | 0.02 | | 底層 | 0.01 | <0.01 | <0.01 | <0.01 | <0.01 | <0.01 | 0.02 |
| | 水深 | 6m | 22m | 46m | 77m | 14m | | | | 水深 | 6m | 22m | 47m | 77m | 12m | | |

※近 10 年平均値は 2002 年度から 2011 年度（平成 14 年度から平成 23 年度）の同時期調査の平均値
　なお、底層の平均値および平年値は地点Ⅳの値

付表９　$NO_2$－N（mg/L）

| 月日 | 深度 | 地点 | | | | | 平均値 | 近10年平均値 | 月日 | 深度 | 地点 | | | | | 平均値 | 近10年平均値 |
|---|---|---|---|---|---|---|---|---|---|---|---|---|---|---|---|---|---|
| | | Ⅰ | Ⅱ | Ⅲ | Ⅳ | Ⅴ | | | | | Ⅰ | Ⅱ | Ⅲ | Ⅳ | Ⅴ | | |
| 2012 4/16 | 0.5m | 0.005 | 0.003 | 0.003 | 0.001 | 0.002 | 0.003 | 0.006 | 10/11 | 0.5m | 0.001 | 0.001 | 0.001 | 0.001 | 0.001 | 0.001 | 0.002 |
| | 10m | | 0.002 | 0.002 | 0.001 | | 0.002 | 0.006 | | 10m | | 0.001 | <0.001 | <0.001 | | <0.001 | 0.001 |
| | 20m | | | 0.002 | 0.003 | | 0.003 | 0.006 | | 20m | | | <0.001 | <0.001 | | <0.001 | <0.001 |
| | 30m | | | 0.001 | 0.004 | | 0.003 | 0.006 | | 30m | | | <0.001 | <0.001 | | <0.001 | <0.001 |
| | 底層 | 0.003 | 0.003 | 0.001 | 0.001 | 0.002 | 0.001 | 0.005 | | 底層 | 0.002 | 0.001 | <0.001 | <0.001 | 0.001 | <0.001 | <0.001 |
| | 水深 | 6m | 23m | 46m | 78m | 15m | | | | 水深 | 6m | 22m | 47m | 77m | 11m | | |
| 5/14 | 0.5m | 0.005 | 0.003 | 0.003 | 0.003 | 0.003 | 0.003 | 0.005 | 11/19 | 0.5m | 0.001 | <0.001 | <0.001 | <0.001 | <0.001 | <0.001 | 0.001 |
| | 10m | | 0.003 | 0.003 | 0.004 | | 0.003 | 0.005 | | 10m | | <0.001 | <0.001 | <0.001 | | <0.001 | 0.001 |
| | 20m | | | 0.004 | 0.004 | | 0.004 | 0.004 | | 20m | | | <0.001 | <0.001 | | <0.001 | 0.001 |
| | 30m | | | 0.006 | 0.004 | | 0.005 | 0.002 | | 30m | | | <0.001 | <0.001 | | <0.001 | <0.001 |
| | 底層 | 0.003 | 0.003 | 0.002 | <0.001 | 0.003 | <0.001 | <0.001 | | 底層 | 0.002 | 0.001 | <0.001 | <0.001 | <0.001 | <0.001 | 0.002 |
| | 水深 | 7m | 22m | 46m | 77m | 14m | | | | 水深 | 7m | 23m | 46m | 77m | 14m | | |
| 6/11 | 0.5m | 0.005 | 0.003 | 0.003 | 0.004 | 0.003 | 0.004 | 0.004 | 12/12 | 0.5m | 0.001 | <0.001 | <0.001 | <0.001 | <0.001 | <0.001 | 0.001 |
| | 10m | | 0.003 | 0.003 | 0.003 | | 0.003 | 0.004 | | 10m | | <0.001 | <0.001 | <0.001 | | <0.001 | 0.001 |
| | 20m | | | 0.002 | 0.001 | | 0.002 | 0.005 | | 20m | | | <0.001 | <0.001 | | <0.001 | <0.001 |
| | 30m | | | <0.001 | <0.001 | | <0.001 | <0.001 | | 30m | | | <0.001 | <0.001 | | <0.001 | <0.001 |
| | 底層 | 0.005 | 0.002 | <0.001 | <0.001 | <0.001 | <0.001 | <0.001 | | 底層 | 0.002 | <0.001 | <0.001 | <0.001 | <0.001 | <0.001 | <0.001 |
| | 水深 | 6m | 21m | 48m | 77m | 15m | | | | 水深 | 6m | 22m | 46m | 77m | 13m | | |
| 7/17 | 0.5m | 0.001 | <0.001 | <0.001 | <0.001 | <0.001 | <0.001 | 0.002 | 2013 1/16 | 0.5m | 0.001 | <0.001 | <0.001 | <0.001 | <0.001 | <0.001 | <0.001 |
| | 10m | | 0.003 | 0.006 | 0.007 | | 0.005 | 0.004 | | 10m | | <0.001 | <0.001 | <0.001 | | <0.001 | <0.001 |
| | 20m | | | <0.001 | <0.001 | | <0.001 | 0.001 | | 20m | | | <0.001 | <0.001 | | <0.001 | <0.001 |
| | 30m | | | <0.001 | <0.001 | | <0.001 | <0.001 | | 30m | | | <0.001 | <0.001 | | <0.001 | <0.001 |
| | 底層 | 0.004 | 0.002 | <0.001 | <0.001 | 0.005 | <0.001 | <0.001 | | 底層 | 0.002 | <0.001 | <0.001 | 0.001 | <0.001 | 0.001 | <0.001 |
| | 水深 | 6m | 22m | 47m | 77m | 14m | | | | 水深 | 7m | 22m | 46m | 77m | 12m | | |
| 8/16 | 0.5m | <0.001 | <0.001 | <0.001 | <0.001 | <0.001 | <0.001 | <0.001 | 2/18 | 0.5m | 0.004 | 0.004 | 0.004 | 0.004 | 0.005 | 0.004 | 0.002 |
| | 10m | | 0.002 | <0.001 | <0.001 | | <0.001 | 0.001 | | 10m | | 0.004 | 0.004 | 0.004 | | 0.004 | 0.002 |
| | 20m | | | <0.001 | <0.001 | | <0.001 | <0.001 | | 20m | | | 0.004 | 0.004 | | 0.004 | 0.002 |
| | 30m | | | <0.001 | <0.001 | | <0.001 | <0.001 | | 30m | | | 0.004 | 0.004 | | 0.004 | 0.002 |
| | 底層 | 0.004 | 0.001 | <0.001 | 0.002 | 0.002 | 0.002 | <0.001 | | 底層 | 0.004 | 0.004 | 0.004 | 0.004 | 0.005 | 0.004 | 0.002 |
| | 水深 | 6m | 23m | 47m | 77m | 14m | | | | 水深 | 6m | 22m | 47m | 78m | 15m | | |
| 9/12 | 0.5m | <0.001 | <0.001 | <0.001 | <0.001 | <0.001 | <0.001 | <0.001 | 3/12 | 0.5m | 0.007 | 0.005 | 0.005 | 0.007 | 0.005 | 0.006 | 0.004 |
| | 10m | | <0.001 | 0.001 | <0.001 | | <0.001 | 0.001 | | 10m | | 0.005 | 0.004 | 0.007 | | 0.005 | 0.004 |
| | 20m | | | <0.001 | <0.001 | | <0.001 | <0.001 | | 20m | | | 0.005 | 0.007 | | 0.006 | 0.004 |
| | 30m | | | <0.001 | <0.001 | | <0.001 | <0.001 | | 30m | | | 0.004 | 0.007 | | 0.006 | 0.004 |
| | 底層 | 0.002 | 0.005 | 0.007 | 0.005 | 0.001 | 0.005 | <0.001 | | 底層 | 0.008 | 0.005 | 0.004 | 0.006 | 0.005 | 0.006 | 0.004 |
| | 水深 | 6m | 22m | 46m | 77m | 14m | | | | 水深 | 6m | 22m | 47m | 77m | 12m | | |

※近 10 年平均値は 2002 年度から 2011 年度（平成 14 年度から平成 23 年度）の同時期調査の平均値
　なお、底層の平均値および平年値は地点Ⅳの値

付表 10　$NO_3$－N（mg/L）

| 月日 | 深度 | 地点 Ⅰ | Ⅱ | Ⅲ | Ⅳ | Ⅴ | 平均値 | 近10年平均値 | 月日 | 深度 | 地点 Ⅰ | Ⅱ | Ⅲ | Ⅳ | Ⅴ | 平均値 | 近10年平均値 |
|---|---|---|---|---|---|---|---|---|---|---|---|---|---|---|---|---|---|
| 2012 4/16 | 0.5m | 0.31 | 0.20 | 0.19 | 0.18 | 0.26 | 0.23 | 0.20 | 10/11 | 0.5m | 0.02 | 0.04 | 0.04 | 0.06 | 0.04 | 0.04 | 0.05 |
| | 10m | | 0.19 | 0.18 | 0.20 | | 0.19 | 0.19 | | 10m | | 0.06 | 0.05 | 0.04 | | 0.05 | 0.06 |
| | 20m | | | 0.18 | 0.20 | | 0.19 | 0.19 | | 20m | | | 0.23 | 0.22 | | 0.23 | 0.20 |
| | 30m | | | 0.21 | 0.20 | | 0.21 | 0.20 | | 30m | | | 0.28 | 0.28 | | 0.28 | 0.28 |
| | 底層 | 0.21 | 0.20 | 0.20 | 0.22 | 0.20 | 0.22 | 0.24 | | 底層 | 0.02 | 0.22 | 0.29 | 0.30 | 0.04 | 0.30 | 0.29 |
| | 水深 | 6m | 23m | 46m | 78m | 15m | | | | 水深 | 6m | 22m | 47m | 77m | 11m | | |
| 5/14 | 0.5m | 0.30 | 0.11 | 0.10 | 0.15 | 0.17 | 0.17 | 0.16 | 11/19 | 0.5m | 0.07 | 0.07 | 0.08 | 0.08 | 0.09 | 0.08 | 0.08 |
| | 10m | | 0.14 | 0.15 | 0.18 | | 0.16 | 0.17 | | 10m | | 0.08 | 0.09 | 0.07 | | 0.08 | 0.08 |
| | 20m | | | 0.18 | 0.19 | | 0.19 | 0.20 | | 20m | | | 0.09 | 0.09 | | 0.09 | 0.12 |
| | 30m | | | 0.19 | 0.22 | | 0.21 | 0.23 | | 30m | | | 0.25 | 0.29 | | 0.27 | 0.26 |
| | 底層 | 0.14 | 0.16 | 0.22 | 0.22 | 0.19 | 0.22 | 0.26 | | 底層 | 0.08 | 0.11 | 0.30 | 0.30 | 0.09 | 0.30 | 0.28 |
| | 水深 | 7m | 22m | 46m | 77m | 14m | | | | 水深 | 7m | 23m | 46m | 77m | 14m | | |
| 6/11 | 0.5m | 0.06 | 0.07 | 0.07 | 0.07 | 0.08 | 0.07 | 0.11 | 12/12 | 0.5m | 0.11 | 0.12 | 0.12 | 0.12 | 0.13 | 0.12 | 0.12 |
| | 10m | | 0.07 | 0.10 | 0.11 | | 0.09 | 0.12 | | 10m | | 0.11 | 0.14 | 0.12 | | 0.12 | 0.12 |
| | 20m | | | 0.19 | 0.19 | | 0.19 | 0.20 | | 20m | | | 0.13 | 0.13 | | 0.13 | 0.12 |
| | 30m | | | 0.21 | 0.22 | | 0.22 | 0.24 | | 30m | | | 0.15 | 0.11 | | 0.13 | 0.18 |
| | 底層 | 0.08 | 0.16 | 0.21 | 0.23 | 0.22 | 0.23 | 0.26 | | 底層 | 0.11 | 0.11 | 0.20 | 0.25 | 0.13 | 0.25 | 0.27 |
| | 水深 | 6m | 21m | 48m | 77m | 15m | | | | 水深 | 6m | 22m | 46m | 77m | 13m | | |
| 7/17 | 0.5m | 0.02 | 0.01 | 0.01 | 0.01 | 0.02 | 0.01 | 0.05 | 2013 1/16 | 0.5m | 0.18 | 0.18 | 0.18 | 0.18 | 0.19 | 0.18 | 0.17 |
| | 10m | | 0.03 | 0.07 | 0.11 | | 0.07 | 0.09 | | 10m | | 0.17 | 0.17 | 0.18 | | 0.17 | 0.17 |
| | 20m | | | 0.19 | 0.20 | | 0.20 | 0.22 | | 20m | | | 0.17 | 0.18 | | 0.18 | 0.17 |
| | 30m | | | 0.21 | 0.19 | | 0.20 | 0.24 | | 30m | | | 0.16 | 0.18 | | 0.17 | 0.17 |
| | 底層 | 0.08 | 0.20 | 0.21 | 0.18 | 0.14 | 0.18 | 0.25 | | 底層 | 0.21 | 0.18 | 0.18 | 0.17 | 0.19 | 0.17 | 0.25 |
| | 水深 | 6m | 22m | 47m | 77m | 14m | | | | 水深 | 7m | 22m | 46m | 77m | 12m | | |
| 8/16 | 0.5m | 0.01 | <0.01 | <0.01 | <0.01 | <0.01 | <0.01 | 0.02 | 2/18 | 0.5m | 0.23 | 0.24 | 0.24 | 0.23 | 0.24 | 0.24 | 0.20 |
| | 10m | | 0.06 | 0.01 | 0.01 | | 0.03 | 0.05 | | 10m | | 0.22 | 0.24 | 0.23 | | 0.23 | 0.19 |
| | 20m | | | 0.24 | 0.24 | | 0.24 | 0.25 | | 20m | | | 0.23 | 0.21 | | 0.22 | 0.19 |
| | 30m | | | 0.22 | 0.25 | | 0.24 | 0.26 | | 30m | | | 0.23 | 0.22 | | 0.23 | 0.19 |
| | 底層 | 0.12 | 0.23 | 0.19 | 0.23 | 0.05 | 0.23 | 0.27 | | 底層 | 0.24 | 0.23 | 0.20 | 0.23 | 0.23 | 0.23 | 0.20 |
| | 水深 | 6m | 23m | 47m | 77m | 14m | | | | 水深 | 6m | 22m | 47m | 78m | 15m | | |
| 9/12 | 0.5m | 0.02 | <0.01 | <0.01 | <0.01 | <0.01 | <0.01 | 0.03 | 3/12 | 0.5m | 0.36 | 0.21 | 0.22 | 0.20 | 0.21 | 0.24 | 0.22 |
| | 10m | | <0.01 | 0.04 | <0.01 | | 0.01 | 0.05 | | 10m | | 0.21 | 0.22 | 0.20 | | 0.21 | 0.20 |
| | 20m | | | 0.19 | 0.23 | | 0.21 | 0.23 | | 20m | | | 0.22 | 0.20 | | 0.21 | 0.20 |
| | 30m | | | 0.24 | 0.23 | | 0.24 | 0.26 | | 30m | | | 0.22 | 0.21 | | 0.22 | 0.20 |
| | 底層 | 0.02 | 0.22 | 0.25 | 0.22 | 0.02 | 0.22 | 0.27 | | 底層 | 0.22 | 0.21 | 0.21 | 0.21 | 0.22 | 0.21 | 0.20 |
| | 水深 | 6m | 22m | 46m | 77m | 14m | | | | 水深 | 6m | 22m | 47m | 77m | 12m | | |

※近 10 年平均値は 2002 年度から 2011 年度（平成 14 年度から平成 23 年度）の同時期調査の平均値
　なお、底層の平均値および平年値は地点Ⅳの値

付表 11　有機態窒素（mg/L）

| 月日 | 深度 | 地点 | | | | | 平均値 | 近10年平均値 | 月日 | 深度 | 地点 | | | | | 平均値 | 近10年平均値 |
|---|---|---|---|---|---|---|---|---|---|---|---|---|---|---|---|---|---|
| | | Ⅰ | Ⅱ | Ⅲ | Ⅳ | Ⅴ | | | | | Ⅰ | Ⅱ | Ⅲ | Ⅳ | Ⅴ | | |
| 2012 4/16 | 0.5m | 0.20 | 0.14 | 0.12 | 0.10 | 0.08 | 0.13 | 0.16 | 10/11 | 0.5m | 0.23 | 0.15 | 0.14 | 0.14 | 0.14 | 0.16 | 0.18 |
| | 30m | | | | 0.09 | | 0.09 | 0.12 | | 30m | | | | 0.10 | | 0.10 | 0.09 |
| | 底層 | | | | 0.10 | | 0.10 | 0.12 | | 底層 | | | | 0.14 | | 0.14 | 0.11 |
| | 水深 | 6m | 23m | 46m | 78m | 15m | | | | 水深 | 6m | 22m | 47m | 77m | 11m | | |
| 5/14 | 0.5m | 0.20 | 0.14 | 0.20 | 0.12 | 0.14 | 0.16 | 0.20 | 11/19 | 0.5m | 0.18 | 0.15 | 0.14 | 0.12 | 0.10 | 0.14 | 0.18 |
| | 30m | | | | 0.08 | | 0.08 | 0.11 | | 30m | | | | 0.08 | | 0.08 | 0.11 |
| | 底層 | | | | 0.09 | | 0.09 | 0.12 | | 底層 | | | | 0.11 | | 0.11 | 0.13 |
| | 水深 | 7m | 22m | 46m | 77m | 14m | | | | 水深 | 7m | 23m | 46m | 77m | 14m | | |
| 6/11 | 0.5m | 0.27 | 0.17 | 0.17 | 0.16 | 0.19 | 0.19 | 0.21 | 12/12 | 0.5m | 0.15 | 0.14 | 0.14 | 0.14 | 0.12 | 0.14 | 0.17 |
| | 30m | | | | 0.09 | | 0.09 | 0.10 | | 30m | | | | 0.14 | | 0.14 | 0.13 |
| | 底層 | | | | 0.10 | | 0.10 | 0.13 | | 底層 | | | | 0.10 | | 0.10 | 0.12 |
| | 水深 | 6m | 21m | 48m | 77m | 15m | | | | 水深 | 6m | 22m | 46m | 77m | 13m | | |
| 7/17 | 0.5m | 0.22 | 0.16 | 0.14 | 0.15 | 0.15 | 0.16 | 0.22 | 2013 1/16 | 0.5m | 0.10 | 0.08 | 0.08 | 0.10 | 0.09 | 0.09 | 0.16 |
| | 30m | | | | 0.07 | | 0.07 | 0.12 | | 30m | | | | 0.09 | | 0.09 | 0.13 |
| | 底層 | | | | 0.06 | | 0.06 | 0.14 | | 底層 | | | | 0.11 | | 0.11 | 0.12 |
| | 水深 | 6m | 22m | 47m | 77m | 14m | | | | 水深 | 7m | 22m | 46m | 77m | 12m | | |
| 8/16 | 0.5m | 0.16 | 0.12 | 0.15 | 0.10 | 0.09 | 0.12 | 0.22 | 2/18 | 0.5m | 0.11 | 0.10 | 0.09 | 0.08 | 0.07 | 0.09 | 0.14 |
| | 30m | | | | 0.08 | | 0.08 | 0.12 | | 30m | | | | 0.10 | | 0.10 | 0.13 |
| | 底層 | | | | 0.09 | | 0.09 | 0.13 | | 底層 | | | | 0.09 | | 0.09 | 0.12 |
| | 水深 | 6m | 23m | 47m | 77m | 14m | | | | 水深 | 6m | 22m | 47m | 78m | 15m | | |
| 9/12 | 0.5m | 0.17 | 0.17 | 0.15 | 0.13 | 0.15 | 0.15 | 0.20 | 3/12 | 0.5m | 0.18 | 0.12 | 0.12 | 0.11 | 0.14 | 0.13 | 0.15 |
| | 30m | | | | 0.10 | | 0.10 | 0.12 | | 30m | | | | 0.12 | | 0.12 | 0.12 |
| | 底層 | | | | 0.15 | | 0.15 | 0.14 | | 底層 | | | | 0.12 | | 0.12 | 0.12 |
| | 水深 | 6m | 22m | 46m | 77m | 14m | | | | 水深 | 6m | 22m | 47m | 77m | 12m | | |

※近 10 年平均値は 2002 年度から 2011 年度（平成 14 年度から平成 23 年度）の同時期調査の平均値
　なお、底層の平均値および平年値は地点Ⅳの値

付表 12　$PO_4$－P（mg/L）

| 月日 | 深度 | 地点 | | | | | 平均値 | 近10年平均値 | 月日 | 深度 | 地点 | | | | | 平均値 | 近10年平均値 |
|---|---|---|---|---|---|---|---|---|---|---|---|---|---|---|---|---|---|
| | | Ⅰ | Ⅱ | Ⅲ | Ⅳ | Ⅴ | | | | | Ⅰ | Ⅱ | Ⅲ | Ⅳ | Ⅴ | | |
| 2012 4/16 | 0.5m | 0.002 | 0.002 | 0.001 | 0.002 | 0.004 | 0.002 | 0.002 | 10/11 | 0.5m | 0.001 | 0.002 | 0.001 | <0.001 | <0.001 | <0.001 | 0.002 |
| | 10m | | 0.002 | 0.003 | 0.002 | | 0.002 | 0.002 | | 10m | | 0.001 | 0.001 | 0.001 | | 0.001 | 0.003 |
| | 20m | | | 0.002 | 0.002 | | 0.002 | 0.002 | | 20m | | | 0.002 | 0.001 | | 0.002 | 0.003 |
| | 30m | | | 0.003 | 0.003 | | 0.003 | 0.003 | | 30m | | | 0.002 | 0.002 | | 0.002 | 0.003 |
| | 底層 | 0.003 | 0.003 | 0.004 | 0.005 | 0.005 | 0.005 | 0.006 | | 底層 | 0.002 | 0.003 | 0.003 | 0.011 | <0.001 | 0.011 | 0.013 |
| | 水深 | 6m | 23m | 46m | 78m | 15m | | | | 水深 | 6m | 22m | 47m | 77m | 11m | | |
| 5/14 | 0.5m | 0.003 | 0.002 | 0.003 | 0.001 | 0.002 | 0.002 | 0.004 | 11/19 | 0.5m | 0.002 | 0.001 | 0.002 | <0.001 | 0.001 | 0.001 | 0.003 |
| | 10m | | 0.002 | 0.002 | 0.001 | | 0.002 | 0.003 | | 10m | | 0.002 | 0.002 | 0.002 | | 0.002 | 0.002 |
| | 20m | | | 0.002 | 0.002 | | 0.002 | 0.003 | | 20m | | | 0.001 | 0.002 | | 0.002 | 0.002 |
| | 30m | | | 0.003 | 0.003 | | 0.003 | 0.003 | | 30m | | | 0.001 | 0.002 | | 0.002 | 0.004 |
| | 底層 | 0.002 | 0.002 | 0.006 | 0.009 | 0.002 | 0.009 | 0.008 | | 底層 | <0.001 | 0.002 | <0.001 | 0.009 | 0.002 | 0.009 | 0.013 |
| | 水深 | 7m | 22m | 46m | 77m | 14m | | | | 水深 | 7m | 23m | 46m | 77m | 14m | | |
| 6/11 | 0.5m | 0.004 | 0.003 | 0.003 | 0.003 | 0.003 | 0.003 | 0.004 | 12/12 | 0.5m | 0.002 | 0.002 | 0.002 | 0.002 | 0.003 | 0.002 | 0.002 |
| | 10m | | 0.003 | 0.002 | 0.003 | | 0.003 | 0.004 | | 10m | | 0.002 | 0.002 | 0.002 | | 0.002 | 0.002 |
| | 20m | | | 0.004 | 0.004 | | 0.004 | 0.004 | | 20m | | | 0.003 | 0.002 | | 0.003 | 0.002 |
| | 30m | | | 0.005 | 0.003 | | 0.004 | 0.004 | | 30m | | | 0.002 | 0.002 | | 0.002 | 0.002 |
| | 底層 | 0.004 | 0.004 | 0.005 | 0.014 | 0.003 | 0.014 | 0.012 | | 底層 | 0.001 | 0.002 | 0.004 | 0.010 | 0.001 | 0.010 | 0.010 |
| | 水深 | 6m | 21m | 48m | 77m | 15m | | | | 水深 | 6m | 22m | 46m | 77m | 13m | | |
| 7/17 | 0.5m | 0.002 | 0.002 | 0.003 | 0.002 | 0.003 | 0.002 | 0.002 | 2013 1/16 | 0.5m | 0.003 | 0.004 | 0.004 | 0.003 | 0.004 | 0.004 | 0.003 |
| | 10m | | 0.002 | 0.002 | 0.002 | | 0.002 | 0.002 | | 10m | | 0.004 | 0.004 | 0.003 | | 0.004 | 0.002 |
| | 20m | | | 0.002 | 0.002 | | 0.002 | 0.003 | | 20m | | | 0.003 | 0.004 | | 0.004 | 0.003 |
| | 30m | | | 0.003 | 0.003 | | 0.003 | 0.003 | | 30m | | | 0.003 | 0.004 | | 0.004 | 0.003 |
| | 底層 | 0.003 | 0.002 | 0.005 | 0.012 | 0.002 | 0.012 | 0.012 | | 底層 | 0.003 | 0.004 | 0.003 | 0.003 | 0.003 | 0.003 | 0.009 |
| | 水深 | 6m | 22m | 47m | 77m | 14m | | | | 水深 | 7m | 22m | 46m | 77m | 12m | | |
| 8/16 | 0.5m | 0.001 | 0.001 | 0.002 | 0.001 | <0.001 | 0.001 | 0.004 | 2/18 | 0.5m | 0.005 | 0.006 | 0.006 | 0.006 | 0.006 | 0.006 | 0.003 |
| | 10m | | 0.003 | 0.002 | 0.001 | | 0.002 | 0.004 | | 10m | | 0.006 | 0.006 | 0.006 | | 0.006 | 0.003 |
| | 20m | | | 0.002 | <0.001 | | 0.001 | 0.003 | | 20m | | | 0.006 | 0.005 | | 0.006 | 0.003 |
| | 30m | | | 0.001 | 0.002 | | 0.002 | 0.004 | | 30m | | | 0.007 | 0.006 | | 0.007 | 0.004 |
| | 底層 | 0.004 | 0.002 | 0.003 | 0.009 | <0.001 | 0.009 | 0.012 | | 底層 | 0.004 | 0.003 | 0.006 | 0.006 | 0.006 | 0.006 | 0.004 |
| | 水深 | 6m | 23m | 47m | 77m | 14m | | | | 水深 | 6m | 22m | 47m | 78m | 15m | | |
| 9/12 | 0.5m | 0.002 | 0.002 | 0.002 | 0.001 | 0.002 | 0.002 | 0.003 | 3/12 | 0.5m | 0.006 | 0.006 | 0.005 | 0.005 | 0.006 | 0.006 | 0.003 |
| | 10m | | <0.001 | 0.001 | 0.002 | | 0.001 | 0.003 | | 10m | | 0.007 | 0.005 | 0.005 | | 0.006 | 0.002 |
| | 20m | | | 0.001 | 0.001 | | 0.001 | 0.003 | | 20m | | | 0.006 | 0.005 | | 0.006 | 0.003 |
| | 30m | | | <0.001 | 0.002 | | 0.001 | 0.003 | | 30m | | | 0.006 | 0.005 | | 0.006 | 0.003 |
| | 底層 | 0.002 | 0.001 | 0.002 | 0.012 | 0.001 | 0.012 | 0.012 | | 底層 | 0.004 | 0.005 | 0.006 | 0.005 | 0.006 | 0.005 | 0.004 |
| | 水深 | 6m | 22m | 46m | 77m | 14m | | | | 水深 | 6m | 22m | 47m | 77m | 12m | | |

※近 10 年平均値は 2002 年度から 2011 年度（平成 14 年度から平成 23 年度）の同時期調査の平均値
　なお、底層の平均値および平年値は地点Ⅳの値

付表 13　T-P（mg/L）

| 月日 | 深度 | 地点 | | | | | 平均値 | 近10年平均値 | 月日 | 深度 | 地点 | | | | | 平均値 | 近10年平均値 |
|---|---|---|---|---|---|---|---|---|---|---|---|---|---|---|---|---|---|
| | | Ⅰ | Ⅱ | Ⅲ | Ⅳ | Ⅴ | | | | | Ⅰ | Ⅱ | Ⅲ | Ⅳ | Ⅴ | | |
| 2012 4/16 | 0.5m | 0.025 | 0.013 | 0.012 | 0.008 | 0.014 | 0.014 | 0.012 | 10/11 | 0.5m | 0.018 | 0.014 | 0.009 | 0.008 | 0.014 | 0.013 | 0.012 |
| | 30m | | | | 0.009 | | 0.009 | 0.008 | | 30m | | | | 0.010 | | 0.010 | 0.007 |
| | 底層 | | | | 0.012 | | 0.012 | 0.012 | | 底層 | | | | 0.020 | | 0.020 | 0.020 |
| | 水深 | 6m | 23m | 46m | 78m | 15m | | | | 水深 | 6m | 22m | 47m | 77m | 11m | | |
| 5/14 | 0.5m | 0.028 | 0.009 | 0.018 | 0.009 | 0.013 | 0.015 | 0.013 | 11/19 | 0.5m | 0.015 | 0.011 | 0.009 | 0.008 | 0.014 | 0.011 | 0.011 |
| | 30m | | | | 0.012 | | 0.012 | 0.007 | | 30m | | | | 0.010 | | 0.010 | 0.007 |
| | 底層 | | | | 0.016 | | 0.016 | 0.012 | | 底層 | | | | 0.019 | | 0.019 | 0.019 |
| | 水深 | 7m | 22m | 46m | 77m | 14m | | | | 水深 | 7m | 23m | 46m | 77m | 14m | | |
| 6/11 | 0.5m | 0.023 | 0.013 | 0.012 | 0.010 | 0.019 | 0.015 | 0.014 | 12/12 | 0.5m | 0.010 | 0.008 | 0.008 | 0.016 | 0.013 | 0.011 | 0.010 |
| | 30m | | | | 0.006 | | 0.006 | 0.007 | | 30m | | | | 0.007 | | 0.007 | 0.009 |
| | 底層 | | | | 0.022 | | 0.022 | 0.019 | | 底層 | | | | 0.015 | | 0.015 | 0.018 |
| | 水深 | 6m | 21m | 48m | 77m | 15m | | | | 水深 | 6m | 22m | 46m | 77m | 13m | | |
| 7/17 | 0.5m | 0.016 | 0.014 | 0.011 | 0.010 | 0.016 | 0.013 | 0.012 | 2013 1/16 | 0.5m | 0.012 | 0.012 | 0.011 | 0.013 | 0.015 | 0.013 | 0.011 |
| | 30m | | | | 0.009 | | 0.009 | 0.007 | | 30m | | | | 0.013 | | 0.013 | 0.009 |
| | 底層 | | | | 0.022 | | 0.022 | 0.020 | | 底層 | | | | 0.012 | | 0.012 | 0.017 |
| | 水深 | 6m | 22m | 47m | 77m | 14m | | | | 水深 | 7m | 22m | 46m | 77m | 12m | | |
| 8/16 | 0.5m | 0.013 | 0.008 | 0.007 | 0.009 | 0.007 | 0.009 | 0.011 | 2/18 | 0.5m | 0.015 | 0.016 | 0.011 | 0.013 | 0.010 | 0.013 | 0.009 |
| | 30m | | | | 0.004 | | 0.004 | 0.007 | | 30m | | | | 0.010 | | 0.010 | 0.008 |
| | 底層 | | | | 0.018 | | 0.018 | 0.019 | | 底層 | | | | 0.014 | | 0.014 | 0.010 |
| | 水深 | 6m | 23m | 47m | 77m | 14m | | | | 水深 | 6m | 22m | 47m | 78m | 15m | | |
| 9/12 | 0.5m | 0.013 | 0.008 | 0.007 | 0.010 | 0.009 | 0.009 | 0.011 | 3/12 | 0.5m | 0.029 | 0.011 | 0.013 | 0.010 | 0.012 | 0.015 | 0.011 |
| | 30m | | | | 0.005 | | 0.005 | 0.006 | | 30m | | | | 0.013 | | 0.013 | 0.010 |
| | 底層 | | | | 0.023 | | 0.023 | 0.017 | | 底層 | | | | 0.013 | | 0.013 | 0.009 |
| | 水深 | 6m | 22m | 46m | 77m | 14m | | | | 水深 | 6m | 22m | 47m | 77m | 12m | | |

※近 10 年平均値は 2002 年度から 2011 年度（平成 14 年度から平成 23 年度）の同時期調査の平均値
　なお、底層の平均値および平年値は地点Ⅳの値

付表 14　$Cl^-$（mg/L）

| 月日 | 深度 | 地点 | | | | | 平均値 | 近10年平均値 | 月日 | 深度 | 地点 | | | | | 平均値 | 近10年平均値 |
|---|---|---|---|---|---|---|---|---|---|---|---|---|---|---|---|---|---|
| | | Ⅰ | Ⅱ | Ⅲ | Ⅳ | Ⅴ | | | | | Ⅰ | Ⅱ | Ⅲ | Ⅳ | Ⅴ | | |
| 2012 4/16 | 0.5m | 13.99 | 10.57 | 10.75 | 10.86 | 9.00 | 11.03 | 10.96 | 10/11 | 0.5m | 11.11 | 9.80 | 9.79 | 9.84 | 9.82 | 10.07 | 10.35 |
| | 10m | | 10.50 | 10.75 | 10.65 | | 10.63 | 10.62 | | 10m | | 9.79 | 9.86 | 9.88 | | 9.84 | 10.20 |
| | 20m | | | 10.60 | 10.56 | | 10.58 | 10.54 | | 20m | | | 10.28 | 10.21 | | 10.25 | 10.39 |
| | 30m | | | 10.57 | 10.49 | | 10.53 | 10.62 | | 30m | | | 10.31 | 10.36 | | 10.34 | 10.56 |
| | 底層 | 10.66 | 10.80 | 10.49 | 10.65 | 10.39 | 10.65 | 10.45 | | 底層 | 11.18 | 10.15 | 10.35 | 10.46 | 9.83 | 10.46 | 10.54 |
| | 水深 | 6m | 23m | 46m | 78m | 15m | | | | 水深 | 6m | 22m | 47m | 77m | 11m | | |
| 5/14 | 0.5m | 18.92 | 10.72 | 10.68 | 10.49 | 10.25 | 12.21 | 10.85 | 11/19 | 0.5m | 9.91 | 9.83 | 9.79 | 9.78 | 9.49 | 9.76 | 10.40 |
| | 10m | | 10.57 | 10.52 | 10.50 | | 10.53 | 10.65 | | 10m | | 9.81 | 9.78 | 9.71 | | 9.77 | 10.38 |
| | 20m | | | 10.58 | 10.53 | | 10.56 | 10.72 | | 20m | | | 9.81 | 9.70 | | 9.76 | 10.43 |
| | 30m | | | 10.59 | 10.59 | | 10.59 | 10.70 | | 30m | | | 10.15 | 10.11 | | 10.13 | 10.64 |
| | 底層 | 10.40 | 10.61 | 10.55 | 10.74 | 10.43 | 10.74 | 10.71 | | 底層 | 9.84 | 9.88 | 10.19 | 10.32 | 9.70 | 10.32 | 10.52 |
| | 水深 | 7m | 22m | 46m | 77m | 14m | | | | 水深 | 7m | 23m | 46m | 77m | 14m | | |
| 6/11 | 0.5m | 10.76 | 10.57 | 10.53 | 10.55 | 10.57 | 10.60 | 10.84 | 12/12 | 0.5m | 9.93 | 9.99 | 9.98 | 9.98 | 10.11 | 10.00 | 10.68 |
| | 10m | | 10.66 | 10.61 | 10.52 | | 10.60 | 10.63 | | 10m | | 10.04 | 10.02 | 9.94 | | 10.00 | 10.58 |
| | 20m | | | 10.57 | 10.54 | | 10.56 | 10.71 | | 20m | | | 10.05 | 9.94 | | 10.00 | 10.61 |
| | 30m | | | 10.61 | 10.57 | | 10.59 | 10.64 | | 30m | | | 10.06 | 10.03 | | 10.05 | 10.61 |
| | 底層 | 11.19 | 10.56 | 10.59 | 10.58 | 10.65 | 10.58 | 10.72 | | 底層 | 10.09 | 9.70 | 10.13 | 10.34 | 10.01 | 10.34 | 10.73 |
| | 水深 | 6m | 21m | 48m | 77m | 15m | | | | 水深 | 6m | 22m | 46m | 77m | 13m | | |
| 7/17 | 0.5m | 10.75 | 10.20 | 10.63 | 10.49 | 10.09 | 10.43 | 10.45 | 2013 1/16 | 0.5m | 10.50 | 10.58 | 10.82 | 10.62 | 10.65 | 10.63 | 10.69 |
| | 10m | | 10.49 | 10.54 | 10.70 | | 10.58 | 10.49 | | 10m | | 10.72 | 10.65 | 10.71 | | 10.69 | 10.60 |
| | 20m | | | 11.33 | 10.98 | | 11.16 | 10.62 | | 20m | | | 10.64 | 11.06 | | 10.85 | 10.57 |
| | 30m | | | 11.23 | 10.99 | | 11.11 | 10.70 | | 30m | | | 10.66 | 11.01 | | 10.84 | 10.53 |
| | 底層 | 10.30 | 11.00 | 10.88 | 11.38 | 10.83 | 11.38 | 10.68 | | 底層 | 10.47 | 10.63 | 10.60 | 10.67 | 10.63 | 10.67 | 10.51 |
| | 水深 | 6m | 22m | 47m | 77m | 14m | | | | 水深 | 7m | 22m | 46m | 77m | 12m | | |
| 8/16 | 0.5m | 11.57 | 10.08 | 10.00 | 10.14 | 10.19 | 10.40 | 10.44 | 2/18 | 0.5m | 10.85 | 10.42 | 10.28 | 10.40 | 10.40 | 10.47 | 10.70 |
| | 10m | | 10.27 | 10.23 | 10.27 | | 10.26 | 10.25 | | 10m | | 10.42 | 10.37 | 10.47 | | 10.42 | 10.54 |
| | 20m | | | 10.69 | 10.73 | | 10.71 | 10.62 | | 20m | | | 10.34 | 10.37 | | 10.36 | 10.59 |
| | 30m | | | 10.68 | 10.80 | | 10.74 | 10.70 | | 30m | | | 10.27 | 10.38 | | 10.33 | 10.57 |
| | 底層 | 15.09 | 10.76 | 10.71 | 10.99 | 10.37 | 10.99 | 10.77 | | 底層 | 10.68 | 10.92 | 10.34 | 10.46 | 10.35 | 10.46 | 10.56 |
| | 水深 | 6m | 23m | 47m | 77m | 14m | | | | 水深 | 6m | 22m | 47m | 78m | 15m | | |
| 9/12 | 0.5m | 11.31 | 10.28 | 10.24 | 10.16 | 10.13 | 10.42 | 10.42 | 3/12 | 0.5m | 16.15 | 10.69 | 10.81 | 10.71 | 10.61 | 11.79 | 11.27 |
| | 10m | | 10.38 | 10.44 | 10.43 | | 10.42 | 10.34 | | 10m | | 10.73 | 10.74 | 10.71 | | 10.73 | 10.56 |
| | 20m | | | 10.75 | 10.74 | | 10.75 | 10.67 | | 20m | | | 10.77 | 10.71 | | 10.74 | 10.50 |
| | 30m | | | 10.82 | 10.72 | | 10.77 | 10.68 | | 30m | | | 10.65 | 10.68 | | 10.67 | 10.56 |
| | 底層 | 11.19 | 10.78 | 10.85 | 10.84 | 10.27 | 10.84 | 10.66 | | 底層 | 10.93 | 10.83 | 10.63 | 10.78 | 10.49 | 10.78 | 10.58 |
| | 水深 | 6m | 22m | 46m | 77m | 14m | | | | 水深 | 6m | 22m | 47m | 77m | 12m | | |

※近 10 年平均値は 2002 年度から 2011 年度（平成 14 年度から平成 23 年度）の同時期調査の平均値
　なお、底層の平均値および平年値は地点Ⅳの値

付表 15　$SiO_2$（mg/L）

| 月日 | 深度 | 地点 | | | | | 平均値 | 近10年平均値 | 月日 | 深度 | 地点 | | | | | 平均値 | 近10年平均値 |
|---|---|---|---|---|---|---|---|---|---|---|---|---|---|---|---|---|---|
| | | Ⅰ | Ⅱ | Ⅲ | Ⅳ | Ⅴ | | | | | Ⅰ | Ⅱ | Ⅲ | Ⅳ | Ⅴ | | |
| 2012 4/16 | 0.5m | 2.93 | 2.28 | 2.19 | 2.13 | 3.93 | 2.69 | 1.83 | 10/11 | 0.5m | 2.06 | 2.29 | 2.21 | 2.34 | 2.17 | 2.21 | 1.57 |
| | 10m | | 2.37 | 2.15 | 2.20 | | 2.24 | 1.73 | | 10m | | 2.38 | 2.27 | 2.17 | | 2.27 | 1.50 |
| | 20m | | | 2.17 | 2.23 | | 2.20 | 1.76 | | 20m | | | 2.32 | 2.24 | | 2.28 | 1.62 |
| | 30m | | | 2.37 | 2.33 | | 2.35 | 1.94 | | 30m | | | 2.81 | 2.76 | | 2.79 | 2.02 |
| | 底層 | 2.29 | 2.44 | 2.37 | 2.91 | 2.48 | 2.91 | 2.33 | | 底層 | 2.21 | 2.55 | 3.33 | 4.54 | 2.38 | 4.54 | 4.21 |
| | 水深 | 6m | 23m | 46m | 78m | 15m | | | | 水深 | 6m | 22m | 47m | 77m | 11m | | |
| 5/14 | 0.5m | 2.70 | 1.77 | 1.78 | 1.95 | 2.14 | 2.07 | 1.33 | 11/19 | 0.5m | 2.19 | 2.14 | 1.94 | 2.09 | 2.10 | 2.09 | 1.32 |
| | 10m | | 1.92 | 1.97 | 1.98 | | 1.96 | 1.33 | | 10m | | 2.15 | 2.04 | 2.15 | | 2.11 | 1.28 |
| | 20m | | | 2.09 | 2.07 | | 2.08 | 1.50 | | 20m | | | 2.07 | 2.37 | | 2.22 | 1.41 |
| | 30m | | | 2.14 | 2.20 | | 2.17 | 1.87 | | 30m | | | 2.66 | 2.76 | | 2.71 | 2.18 |
| | 底層 | 1.82 | 1.92 | 2.58 | 2.96 | 2.06 | 2.96 | 2.70 | | 底層 | 2.17 | 2.31 | 3.63 | 4.11 | 2.40 | 4.11 | 4.46 |
| | 水深 | 7m | 22m | 46m | 77m | 14m | | | | 水深 | 7m | 23m | 46m | 77m | 14m | | |
| 6/11 | 0.5m | 1.48 | 1.33 | 1.31 | 1.33 | 1.48 | 1.39 | 1.22 | 12/12 | 0.5m | 2.05 | 2.16 | 2.19 | 2.15 | 2.10 | 2.13 | 1.06 |
| | 10m | | 1.33 | 1.38 | 1.41 | | 1.37 | 1.17 | | 10m | | 2.15 | 2.16 | 2.10 | | 2.14 | 1.05 |
| | 20m | | | 2.15 | 2.20 | | 2.18 | 1.51 | | 20m | | | 2.18 | 2.12 | | 2.15 | 1.05 |
| | 30m | | | 2.36 | 2.40 | | 2.38 | 1.84 | | 30m | | | 2.29 | 2.14 | | 2.22 | 1.42 |
| | 底層 | 1.58 | 2.16 | 2.60 | 3.48 | 2.25 | 3.48 | 3.16 | | 底層 | 2.16 | 2.13 | 3.09 | 4.23 | 2.16 | 4.23 | 4.23 |
| | 水深 | 6m | 21m | 48m | 77m | 15m | | | | 水深 | 6m | 22m | 46m | 77m | 13m | | |
| 7/17 | 0.5m | 2.21 | 1.98 | 2.16 | 1.95 | 2.30 | 2.12 | 1.19 | 2013 1/16 | 0.5m | 2.44 | 2.42 | 2.36 | 2.33 | 2.46 | 2.40 | 1.77 |
| | 10m | | 2.10 | 2.00 | 1.97 | | 2.02 | 1.08 | | 10m | | 2.37 | 2.35 | 2.26 | | 2.33 | 1.69 |
| | 20m | | | 2.25 | 2.19 | | 2.22 | 1.52 | | 20m | | | 2.29 | 2.28 | | 2.29 | 1.72 |
| | 30m | | | 2.45 | 2.96 | | 2.71 | 1.85 | | 30m | | | 2.37 | 2.23 | | 2.30 | 1.72 |
| | 底層 | 3.37 | 2.31 | 3.00 | 3.53 | 2.02 | 3.53 | 3.63 | | 底層 | 2.56 | 2.38 | 2.34 | 2.19 | 2.47 | 2.19 | 3.65 |
| | 水深 | 6m | 22m | 47m | 77m | 14m | | | | 水深 | 7m | 22m | 46m | 77m | 12m | | |
| 8/16 | 0.5m | 2.56 | 2.38 | 2.47 | 2.34 | 2.38 | 2.43 | 1.52 | 2/18 | 0.5m | 2.86 | 2.74 | 2.73 | 2.61 | 2.50 | 2.69 | 2.16 |
| | 10m | | 2.29 | 2.15 | 2.09 | | 2.18 | 1.37 | | 10m | | 2.62 | 2.68 | 2.60 | | 2.63 | 2.08 |
| | 20m | | | 2.33 | 2.22 | | 2.28 | 1.48 | | 20m | | | 2.70 | 2.63 | | 2.67 | 2.11 |
| | 30m | | | 2.57 | 2.46 | | 2.52 | 1.90 | | 30m | | | 2.70 | 2.64 | | 2.67 | 2.07 |
| | 底層 | 3.34 | 2.29 | 3.13 | 4.22 | 2.07 | 4.22 | 3.78 | | 底層 | 2.87 | 2.84 | 2.71 | 2.74 | 2.72 | 2.74 | 2.31 |
| | 水深 | 6m | 23m | 47m | 77m | 14m | | | | 水深 | 6m | 22m | 47m | 78m | 15m | | |
| 9/12 | 0.5m | 2.46 | 2.38 | 2.23 | 2.20 | 2.34 | 2.32 | 1.66 | 3/12 | 0.5m | 3.86 | 2.66 | 2.71 | 2.58 | 2.53 | 2.87 | 2.19 |
| | 10m | | 2.26 | 1.52 | 1.42 | | 1.73 | 1.66 | | 10m | | 2.61 | 2.71 | 2.47 | | 2.60 | 2.02 |
| | 20m | | | 2.03 | 2.17 | | 2.10 | 1.60 | | 20m | | | 2.69 | 2.53 | | 2.61 | 2.01 |
| | 30m | | | 2.50 | 2.52 | | 2.51 | 2.08 | | 30m | | | 2.73 | 2.54 | | 2.64 | 1.99 |
| | 底層 | 2.44 | 2.56 | 3.13 | 4.43 | 1.63 | 4.43 | 4.03 | | 底層 | 2.82 | 2.59 | 2.70 | 2.58 | 2.73 | 2.58 | 2.13 |
| | 水深 | 6m | 22m | 46m | 77m | 14m | | | | 水深 | 6m | 22m | 47m | 77m | 12m | | |

※近 10 年平均値は 2002 年度から 2011 年度（平成 14 年度から平成 23 年度）の同時期調査の平均値
　なお、底層の平均値および平年値は地点Ⅳの値

付表 16　クロロフィルａ（μg/L）

| 月日 | 深度 | 地点 Ⅰ | Ⅱ | Ⅲ | Ⅳ | Ⅴ | 平均値 | 近10年平均値 | 月日 | 深度 | 地点 Ⅰ | Ⅱ | Ⅲ | Ⅳ | Ⅴ | 平均値 | 近10年平均値 |
|---|---|---|---|---|---|---|---|---|---|---|---|---|---|---|---|---|---|
| 2012 4/16 | 0.5m | 9.89 | 3.00 | 2.86 | 1.84 | 1.56 | 3.83 | 6.21 | 10/11 | 0.5m | 13.89 | 4.61 | 4.45 | 4.12 | 3.51 | 6.12 | 3.77 |
| | 10m | | | | 3.70 | | 3.70 | 4.77 | | 10m | | | | 4.09 | | 4.09 | 3.53 |
| | 20m | | | | 2.21 | | 2.21 | 4.12 | | 20m | | | | 0.75 | | 0.75 | 1.72 |
| | 30m | | | | 1.70 | | 1.70 | 3.39 | | 30m | | | | 0.52 | | 0.52 | 0.64 |
| | 底層 | | | | 1.13 | | 1.13 | 2.91 | | 底層 | | | | 1.30 | | 1.30 | 0.87 |
| | 水深 | 6m | 23m | 46m | 78m | 15m | | | | 水深 | 6m | 22m | 47m | 77m | 11m | | |
| 5/14 | 0.5m | 12.41 | 3.58 | 21.32 | 4.58 | 8.16 | 10.01 | 8.81 | 11/19 | 0.5m | 8.00 | 4.64 | 4.39 | 3.87 | 4.37 | 5.05 | 5.19 |
| | 10m | | | | 6.28 | | 6.28 | 4.49 | | 10m | | | | 4.61 | | 4.61 | 4.87 |
| | 20m | | | | 3.18 | | 3.18 | 3.16 | | 20m | | | | 4.08 | | 4.08 | 4.50 |
| | 30m | | | | 1.36 | | 1.36 | 1.98 | | 30m | | | | 1.19 | | 1.19 | 1.10 |
| | 底層 | | | | 1.17 | | 1.17 | 0.99 | | 底層 | | | | 0.56 | | 0.56 | 1.05 |
| | 水深 | 7m | 22m | 46m | 77m | 14m | | | | 水深 | 7m | 23m | 46m | 77m | 14m | | |
| 6/11 | 0.5m | 21.38 | 10.86 | 14.97 | 8.14 | 15.58 | 14.19 | 5.36 | 12/12 | 0.5m | 6.31 | 4.40 | 3.58 | 3.78 | 4.10 | 4.43 | 5.31 |
| | 10m | | | | 8.76 | | 8.76 | 4.93 | | 10m | | | | 3.47 | | 3.47 | 4.93 |
| | 20m | | | | 2.13 | | 2.13 | 2.40 | | 20m | | | | 3.69 | | 3.69 | 5.04 |
| | 30m | | | | 2.36 | | 2.36 | 1.43 | | 30m | | | | 3.55 | | 3.55 | 3.52 |
| | 底層 | | | | 1.42 | | 1.42 | 1.34 | | 底層 | | | | 0.50 | | 0.50 | 1.27 |
| | 水深 | 6m | 21m | 48m | 77m | 15m | | | | 水深 | 6m | 22m | 46m | 77m | 13m | | |
| 7/17 | 0.5m | 19.84 | 13.76 | 15.25 | 14.60 | 14.94 | 15.68 | 5.16 | 2013 1/16 | 0.5m | 2.24 | 1.49 | 1.68 | 1.75 | 1.57 | 1.75 | 4.37 |
| | 10m | | | | 8.58 | | 8.58 | 7.02 | | 10m | | | | 2.15 | | 2.15 | 3.81 |
| | 20m | | | | 1.70 | | 1.70 | 2.05 | | 20m | | | | 1.81 | | 1.81 | 3.96 |
| | 30m | | | | 0.41 | | 0.41 | 1.25 | | 30m | | | | 1.80 | | 1.80 | 3.85 |
| | 底層 | | | | 2.58 | | 2.58 | 1.25 | | 底層 | | | | 3.21 | | 3.21 | 1.46 |
| | 水深 | 6m | 22m | 47m | 77m | 14m | | | | 水深 | 7m | 22m | 46m | 77m | 12m | | |
| 8/16 | 0.5m | 4.21 | 1.69 | 1.40 | 1.47 | 1.08 | 1.97 | 2.22 | 2/18 | 0.5m | 3.60 | 1.69 | 1.29 | 1.53 | 1.70 | 1.96 | 3.57 |
| | 10m | | | | 8.20 | | 8.20 | 3.79 | | 10m | | | | 1.67 | | 1.67 | 3.03 |
| | 20m | | | | 1.84 | | 1.84 | 1.75 | | 20m | | | | 1.88 | | 1.88 | 2.97 |
| | 30m | | | | 0.87 | | 0.87 | 0.80 | | 30m | | | | 1.60 | | 1.60 | 2.88 |
| | 底層 | | | | 3.46 | | 3.46 | 1.34 | | 底層 | | | | 1.54 | | 1.54 | 2.69 |
| | 水深 | 6m | 23m | 47m | 77m | 14m | | | | 水深 | 6m | 22m | 47m | 78m | 15m | | |
| 9/12 | 0.5m | 2.72 | 1.33 | 0.68 | 0.79 | 1.11 | 1.33 | 2.87 | 3/12 | 0.5m | 6.99 | 1.54 | 1.91 | 1.98 | 1.88 | 2.86 | 4.35 |
| | 10m | | | | 4.42 | | 4.42 | 2.93 | | 10m | | | | 2.12 | | 2.12 | 3.30 |
| | 20m | | | | 3.65 | | 3.65 | 1.52 | | 20m | | | | 1.98 | | 1.98 | 3.10 |
| | 30m | | | | 0.82 | | 0.82 | 0.68 | | 30m | | | | 2.13 | | 2.13 | 3.05 |
| | 底層 | | | | 2.10 | | 2.10 | 1.04 | | 底層 | | | | 1.75 | | 1.75 | 2.53 |
| | 水深 | 6m | 22m | 46m | 77m | 14m | | | | 水深 | 6m | 22m | 47m | 77m | 12m | | |

※近 10 年平均値は 2002 年度から 2011 年度（平成 14 年度から平成 23 年度）の同時期調査の平均値
　なお、底層の平均値および平年値は地点Ⅳの値

付表 17　プランクトン沈殿量（ml/m³）

| 月日 | 深度 | 地点 | | | | | 平均値 | 平年値 | 月日 | 深度 | 地点 | | | | | 平均値 | 平年値 |
|---|---|---|---|---|---|---|---|---|---|---|---|---|---|---|---|---|---|
| | | Ⅰ＊ | Ⅱ | Ⅲ | Ⅳ | Ⅴ＊ | | | | | Ⅰ＊ | Ⅱ | Ⅲ | Ⅳ | Ⅴ＊ | | |
| 2012 4/16 | 0-10m | 15.59 | 4.02 | 11.07 | 5.53 | 4.53 | 8.15 | 9.20 | 10/11 | 0-10m | 49.29 | 19.62 | 19.62 | 19.62 | 12.07 | 24.04 | 15.52 |
| | 10-20m | | 0.75 | 4.02 | 2.01 | | 2.26 | 2.47 | | 10-20m | | 3.27 | 3.27 | 3.02 | | 3.19 | 3.53 |
| | 20-40m | | | 0.88 | 0.63 | | 0.76 | 1.20 | | 20-40m | | | 0.25 | 0.63 | | 0.44 | 0.98 |
| | 40-75m | | | | 0.72 | | 0.72 | 0.58 | | 40-75m | | | | 0.36 | | 0.36 | 0.38 |
| 5/14 | 0-10m | 41.25 | 41.75 | 46.78 | 38.23 | 32.19 | 40.04 | 16.28 | 11/19 | 0-10m | 10.06 | 7.55 | 10.06 | 8.55 | 7.55 | 8.75 | 15.38 |
| | 10-20m | | 11.07 | 14.59 | 9.56 | | 11.74 | 4.20 | | 10-20m | | 2.77 | 4.53 | 4.02 | | 3.77 | 4.44 |
| | 20-40m | | | 4.78 | 1.76 | | 3.27 | 1.38 | | 20-40m | | | 2.14 | 2.14 | | 2.14 | 1.77 |
| | 40-75m | | | | 0.36 | | 0.36 | 0.48 | | 40-75m | | | | 0.72 | | 0.72 | 0.54 |
| 6/11 | 0-10m | 47.79 | 36.72 | 48.29 | 24.65 | 33.70 | 38.23 | 16.22 | 12/12 | 0-10m | 11.07 | 10.06 | 8.80 | 9.56 | 12.58 | 10.41 | 8.13 |
| | 10-20m | | 9.81 | 2.01 | 2.77 | | 4.86 | 4.30 | | 10-20m | | 6.04 | 3.02 | 5.03 | | 4.70 | 2.77 |
| | 20-40m | | | 2.26 | 1.01 | | 1.64 | 1.48 | | 20-40m | | | 3.77 | 4.02 | | 3.90 | 2.05 |
| | 40-75m | | | | 0.72 | | 0.72 | 0.60 | | 40-75m | | | | 1.08 | | 1.08 | 0.73 |
| 7/17 | 0-10m | 26.16 | 24.14 | 16.10 | 16.10 | 11.07 | 18.71 | 16.06 | 2013 1/16 | 0-10m | 2.52 | 4.02 | 3.27 | 4.53 | 2.52 | 3.37 | 3.81 |
| | 10-20m | | 4.02 | 3.02 | 2.01 | | 3.02 | 4.40 | | 10-20m | | 2.52 | 1.01 | 2.26 | | 1.93 | 1.42 |
| | 20-40m | | | 0.63 | 0.75 | | 0.69 | 1.67 | | 20-40m | | | 1.76 | 2.01 | | 1.89 | 1.34 |
| | 40-75m | | | | 0.43 | | 0.43 | 0.63 | | 40-75m | | | | 1.87 | | 1.87 | 0.81 |
| 8/16 | 0-10m | 19.62 | 7.55 | 9.31 | 12.58 | 3.02 | 10.42 | 12.79 | 2/18 | 0-10m | 1.01 | 1.01 | 3.02 | 2.26 | 2.01 | 1.86 | 3.68 |
| | 10-20m | | 5.53 | 3.52 | 5.53 | | 4.86 | 4.72 | | 10-20m | | 0.25 | 1.51 | 1.51 | | 1.09 | 1.47 |
| | 20-40m | | | 1.38 | 1.01 | | 1.20 | 1.20 | | 20-40m | | | 1.63 | 1.26 | | 1.45 | 1.26 |
| | 40-75m | | | | 0.72 | | 0.72 | 0.56 | | 40-75m | | | | 0.57 | | 0.57 | 0.91 |
| 9/12 | 0-10m | 6.54 | 6.54 | 8.55 | 5.53 | 3.52 | 6.14 | 12.59 | 3/12 | 0-10m | 1.51 | 1.01 | 1.26 | 3.52 | 6.04 | 2.67 | 4.86 |
| | 10-20m | | 4.78 | 3.52 | 2.52 | | 3.61 | 3.05 | | 10-20m | | 0.75 | 0.50 | 2.26 | | 1.17 | 2.01 |
| | 20-40m | | | 0.63 | 0.75 | | 0.69 | 1.03 | | 20-40m | | | 0.75 | 1.63 | | 1.19 | 1.61 |
| | 40-75m | | | | 0.36 | | 0.36 | 0.39 | | 40-75m | | | | 1.58 | | 1.58 | 1.05 |

＊地点Ⅰ、Ⅴは０～５ｍ層を採集

※平年値は 1981 年から 2010 年(昭和 56 年から平成 22 年）の同時期調査の平均値

なお、底層の平均値および平年値は地点Ⅳの値

# 付表 18-1　植物プランクトン計数結果（cells/L）

| 綱 | 種名 | 採集層 (m) | 2012/4/16 | | | | | 2012/5/14 | | | | | 2012/6/11 | | | | | 2012/7/17 | | | | |
|---|---|---|---|---|---|---|---|---|---|---|---|---|---|---|---|---|---|---|---|---|---|---|
| | | | Ⅰ＊ | Ⅱ | Ⅲ | Ⅳ | Ⅴ＊ | Ⅰ＊ | Ⅱ | Ⅲ | Ⅳ | Ⅴ＊ | Ⅰ＊ | Ⅱ | Ⅲ | Ⅳ | Ⅴ＊ | Ⅰ＊ | Ⅱ | Ⅲ | Ⅳ | Ⅴ＊ |
| 藍藻 | *Aphanizomenon flos-aquae* ＊2 | 0～10 | | | | | | | | | | | | | | | | | | | | |
| | | 10～20 | – | | | | – | – | | | | – | – | | | | – | – | | | | – |
| | | 20～40 | – | – | | | – | – | – | | | – | – | – | | | – | – | – | | | – |
| | | 40～75 | – | – | – | | – | – | – | – | | – | – | – | – | | – | – | – | – | | – |
| | *Aphanocapsa* spp.＊2 | 0～10 | | | | | | | | | | | | | | | | | | | | |
| | | 10～20 | – | | | | – | – | | | | – | – | | | | – | – | | | | – |
| | | 20～40 | – | – | | | – | – | – | | | – | – | – | | | – | – | – | | | – |
| | | 40～75 | – | – | – | | – | – | – | – | | – | – | – | – | | – | – | – | – | | – |
| | *Aphanothece clathrata* ＊2 | 0～10 | | | | | | | | | | | | | | | | | | | | |
| | | 10～20 | – | | | | – | – | | | | – | – | | | | – | – | | | | – |
| | | 20～40 | – | – | | | – | – | – | | | – | – | – | | | – | – | – | | | – |
| | | 40～75 | – | – | – | | – | – | – | – | | – | – | – | – | | – | – | – | – | | – |
| | *Chroococcus dispersus* ＊2 | 0～10 | | | | | | | | | | | | | | | | | | | | |
| | | 10～20 | – | | | | – | – | | | | – | – | | | | – | – | | | | – |
| | | 20～40 | – | – | | | – | – | – | | | – | – | – | | | – | – | – | | | – |
| | | 40～75 | – | – | – | | – | – | – | – | | – | – | – | – | | – | – | – | – | | – |
| | *Microcystis aeruginosa* ＊2 | 0～10 | | | | | | | | | | | | | | | | | 136 | | | |
| | | 10～20 | – | | | | – | – | | | | – | – | | | | – | – | | | | – |
| | | 20～40 | – | – | | | – | – | – | | | – | – | – | | | – | – | – | | | – |
| | | 40～75 | – | – | – | | – | – | – | – | | – | – | – | – | | – | – | – | – | | – |
| | *Microcystis icthyoblabe* ＊2 | 0～10 | | | | | | | | | | | | | | | | | | | | |
| | | 10～20 | – | | | | – | – | | | | – | – | | | | – | – | | | | – |
| | | 20～40 | – | – | | | – | – | – | | | – | – | – | | | – | – | – | | | – |
| | | 40～75 | – | – | – | | – | – | – | – | | – | – | – | – | | – | – | – | – | | – |
| | *Microcystis wesenbergii* ＊2 | 0～10 | | | | | | | | | | | | | | | | | | | | |
| | | 10～20 | – | | | | – | – | | | | – | – | | | | – | – | | | | – |
| | | 20～40 | – | – | | | – | – | – | | | – | – | – | | | – | – | – | | | – |
| | | 40～75 | – | – | – | | – | – | – | – | | – | – | – | – | | – | – | – | – | | – |
| | *Oscillatoria* sp.＊2 | 0～10 | | | | | | | | | | | | | | | | | | | | |
| | | 10～20 | – | | | | – | – | | | | – | – | | | | – | – | | | | – |
| | | 20～40 | – | – | | | – | – | – | | | – | – | – | | | – | – | – | | | – |
| | | 40～75 | – | – | – | | – | – | – | – | | – | – | – | – | | – | – | – | – | | – |
| 珪藻 | *Actinotaenium globoume* | 0～10 | | | | | | | | | | | | | | | | | | | | |
| | | 10～20 | – | | | | – | – | | | | – | – | | | | – | – | | | | – |
| | | 20～40 | – | – | | | – | – | – | | | – | – | – | | | – | – | – | | | – |
| | | 40～75 | – | – | – | | – | – | – | – | | – | – | – | – | | – | – | – | – | | – |
| | *Asterionella formosa* | 0～10 | 332,388 | 41,196 | 138,528 | 25,915 | 63,379 | 553,088 | 419,388 | 31,126 | 311,261 | 362,890 | 2,093 | | | | | | | | | |
| | | 10～20 | – | 9,658 | 46,277 | 11,569 | – | – | 14,396 | 144,363 | 134,967 | – | – | | | | – | – | | | | – |
| | | 20～40 | – | – | 4,205 | 1,811 | – | – | – | 46,528 | 20,875 | – | – | – | 382 | 1,320 | – | – | – | | | – |
| | | 40～75 | – | – | – | 776 | – | – | – | – | 1,759 | – | – | – | – | 503 | – | – | – | – | | – |
| | *Aulacoseira ambigua* | 0～10 | | | | | | | | 39 | | | | | | | | | | | | |
| | | 10～20 | – | | | | – | – | | | | – | – | | | | – | – | | | | – |
| | | 20～40 | – | – | | | – | – | – | | | – | – | – | | | – | – | – | | | – |
| | | 40～75 | – | – | – | | – | – | – | – | | – | – | – | – | | – | – | – | – | | – |
| | *Aulacoseira granulata* | 0～10 | | 1,415 | | | | | | | | | 17,263 | | | | | 6,791 | 10,525 | | 4,074 | |
| | | 10～20 | – | | | | – | – | | | | – | – | | | | – | – | 2,064 | 332 | | – |
| | | 20～40 | – | – | | | – | – | – | | 157 | – | – | – | | | – | – | – | | | – |
| | | 40～75 | – | – | – | | – | – | – | – | | – | – | – | – | | – | – | – | – | | – |
| | *Aulacoseira italica* | 0～10 | 5,432 | | 407 | 6,132 | | 1,924 | | 131 | | 14,124 | 9,416 | | | 3,939 | 3,773 | 1,494 | 5,636 | 443 | 4,482 | |
| | | 10～20 | – | | | | – | – | | | | – | – | | | | – | – | 591 | 221 | 498 | – |
| | | 20～40 | – | – | | | – | – | – | | | – | – | – | | | – | – | – | | | – |
| | | 40～75 | – | – | – | 81 | – | – | – | – | | – | – | – | – | | – | – | – | – | 36 | – |
| | *Aulacoseira nipponica* | 0～10 | | 3,961 | | 9,834 | | 1,283 | | 144 | | | 2,616 | | | 679 | | | | | | |
| | | 10～20 | – | 1,006 | 868 | 3,471 | – | – | | | | – | – | | | | – | – | 14 | | | – |
| | | 20～40 | – | – | 3,873 | 1,132 | – | – | – | | | – | – | – | | | – | – | – | | | – |
| | | 40～75 | – | – | – | 970 | – | – | – | – | | – | – | – | – | | – | – | – | – | 26 | – |

＊：地点ⅠとⅤは0～5m、＊2：群体数で計算

# 付表 18-2　植物プランクトン計数結果（cells/L）

| 綱 | 種名 | 採集層 (m) | 2012/8/16 | | | | | 2012/9/12 | | | | | 2012/10/11 | | | | | 2012/11/19 | | | | |
|---|---|---|---|---|---|---|---|---|---|---|---|---|---|---|---|---|---|---|---|---|---|---|
| | | | Ⅰ＊ | Ⅱ | Ⅲ | Ⅳ | Ⅴ＊ | Ⅰ＊ | Ⅱ | Ⅲ | Ⅳ | Ⅴ＊ | Ⅰ＊ | Ⅱ | Ⅲ | Ⅳ | Ⅴ＊ | Ⅰ＊ | Ⅱ | Ⅲ | Ⅳ | Ⅴ＊ |
| 藍藻 | *Aphanizomenon flos-aquae* ＊2 | 0～10 | | 196 | 390 | | 604 | | 57 | | | | | | | | | | | 880 | | |
| | | 10～20 | – | | | 252 | – | – | | | | – | – | | | | – | – | | | | – |
| | | 20～40 | – | – | | | – | – | – | | | – | – | – | | | – | – | – | | | – |
| | | 40～75 | – | – | – | | – | – | – | – | | – | – | – | – | | – | – | – | – | | – |
| | *Aphanocapsa* spp.＊2 | 0～10 | | | | | | | | | | | | | | 1,258 | 1,132 | | | | | |
| | | 10～20 | – | | | | – | – | | | | – | – | 252 | | 143 | – | – | | | | – |
| | | 20～40 | – | – | | | – | – | – | | | – | – | – | 38 | 20 | – | – | – | | | – |
| | | 40～75 | – | – | – | | – | – | – | – | | – | – | – | – | 6 | – | – | – | – | | – |
| | *Aphanothece clathrata* ＊2 | 0～10 | | | | | | | | | | | 815 | 126 | 1,069 | 252 | | 101 | 257 | 817 | 192 | 543 |
| | | 10～20 | – | | | | – | – | | | | – | – | 50 | 101 | | – | – | 25 | 176 | 30 | – |
| | | 20～40 | – | – | | | – | – | – | | | – | – | – | 38 | 28 | – | – | – | 31 | 57 | – |
| | | 40～75 | – | – | – | | – | – | – | – | 40 | – | – | – | – | 5 | – | – | – | – | 40 | – |
| | *Chroococcus dispersus* ＊2 | 0～10 | | | | | | | | | | | | | | | | | | | | |
| | | 10～20 | – | | | | – | – | | | | – | – | | | | – | – | 503 | | | – |
| | | 20～40 | – | – | | | – | – | – | | | – | – | – | | | – | – | – | | | – |
| | | 40～75 | – | – | – | | – | – | – | – | | – | – | – | – | | – | – | – | – | | – |
| | *Microcystis aeruginosa* ＊2 | 0～10 | 654 | | 578 | 63 | 38 | 377 | 113 | 174 | | | | | 126 | | 113 | | | | | |
| | | 10～20 | – | | | | – | – | 48 | | | – | – | | | | – | – | | | | – |
| | | 20～40 | – | – | | 25 | – | – | – | | | – | – | – | | | – | – | – | | | – |
| | | 40～75 | – | – | – | | – | – | – | – | 16 | – | – | – | – | | – | – | – | – | | – |
| | *Microcystis icthyoblabe* ＊2 | 0～10 | 1,177 | 436 | | 409 | 868 | | | | | | | 252 | 126 | 1,132 | | | | | | |
| | | 10～20 | – | 283 | | 50 | – | – | | 170 | | – | – | | | | – | – | | | | – |
| | | 20～40 | – | – | 11 | 71 | – | – | – | | | – | – | – | | | – | – | – | | | – |
| | | 40～75 | – | – | – | | – | – | – | – | | – | – | – | – | 10 | – | – | – | – | | – |
| | *Microcystis wesenbergii* ＊2 | 0～10 | | | | | | | | | | | | | | 252 | | | | | | 68 |
| | | 10～20 | – | | | | – | – | | | | – | – | | | | – | – | | | | – |
| | | 20～40 | – | – | | | – | – | – | | | – | – | – | | | – | – | – | | | – |
| | | 40～75 | – | – | – | | – | – | – | – | | – | – | – | – | | – | – | – | – | | – |
| | *Oscillatoria* sp.＊2 | 0～10 | | | | | | | | | | | | | | | | | | | | |
| | | 10～20 | – | | | | – | – | | | | – | – | | | | – | – | | | | – |
| | | 20～40 | – | – | | | – | – | – | | | – | – | – | | | – | – | – | | | – |
| | | 40～75 | – | – | – | | – | – | – | – | | – | – | – | – | | – | – | – | – | | – |
| 珪藻 | *Actinotaenium globoume* | 0～10 | | | | | | | | | | | | | | | | | | | | |
| | | 10～20 | – | | | | – | – | | | | – | – | | | | – | – | | | | – |
| | | 20～40 | – | – | | | – | – | – | | | – | – | – | | | – | – | – | | | – |
| | | 40～75 | – | – | – | | – | – | – | – | | – | – | – | – | | – | – | – | – | | – |
| | *Asterionella formosa* | 0～10 | | | | | | | | | | | | | | | | | | | | |
| | | 10～20 | – | | | | – | – | | | | – | – | | | | – | – | | | | – |
| | | 20～40 | – | – | | | – | – | – | | | – | – | – | | | – | – | – | | | – |
| | | 40～75 | – | – | – | | – | – | – | – | | – | – | – | – | | – | – | – | – | | – |
| | *Aulacoseira ambigua* | 0～10 | | | | | | | | | | | 7,877 | | | | | | | | | |
| | | 10～20 | – | | | | – | – | | | | – | – | | | | – | – | | | | – |
| | | 20～40 | – | – | | | – | – | – | | | – | – | – | | | – | – | – | | | – |
| | | 40～75 | – | – | – | | – | – | – | – | | – | – | – | – | | – | – | – | – | | – |
| | *Aulacoseira granulata* | 0～10 | 26,680 | 2,267 | 2,589 | 2,515 | 1,132 | 18,863 | | 1,735 | 1,207 | 3,320 | 608,439 | 20,057 | 19,114 | | 2,829 | 3,521 | 3,976 | | 7,311 | 3,735 |
| | | 10～20 | – | 9,846 | 3,018 | 6,061 | – | – | 9,557 | 566 | 1,698 | – | – | 6,187 | 3,169 | 956 | – | – | 679 | 729 | 604 | – |
| | | 20～40 | – | – | 1,437 | 126 | – | – | – | 1,358 | | – | – | – | | 131 | – | – | – | 377 | 915 | – |
| | | 40～75 | – | – | – | 113 | – | – | – | – | | – | – | – | – | 22 | – | – | – | – | | – |
| | *Aulacoseira italica* | 0～10 | 1,308 | | | 629 | 755 | 5,030 | | | | 996 | 8,964 | 5,785 | 4,150 | 4,087 | 4,074 | | 3,143 | | | |
| | | 10～20 | – | | | 1,735 | – | – | 1,720 | | 1,132 | – | – | 503 | 1,761 | | – | – | | | 1,177 | – |
| | | 20～40 | – | – | 407 | 151 | – | – | – | | 1,006 | – | – | – | | 53 | – | – | – | | | – |
| | | 40～75 | – | – | – | | – | – | – | – | | – | – | – | – | | – | – | – | – | | – |
| | *Aulacoseira nipponica* | 0～10 | | | | | | | | | | | | 4,401 | | | | 604 | 449 | 2,829 | 3,591 | |
| | | 10～20 | – | | | | – | – | | | | – | – | | | | – | – | | | | – |
| | | 20～40 | – | – | | | – | – | – | | | – | – | – | | | – | – | – | | 189 | – |
| | | 40～75 | – | – | – | | – | – | – | – | | – | – | – | – | | – | – | – | – | | – |

＊：地点ⅠとⅤは0～5m、＊2：群体数で計算

大山明彦・大前信輔・森田尚・太田滋規・金辻宏明・山本充孝・岡村貴司

# 付表 18-3　植物プランクトン計数結果（cells/L）

| 綱 | 種名 | 採集層 (m) | 2012/12/12 | | | | | 2013/1/16 | | | | | 2013/2/18 | | | | | 2013/3/12 | | | | |
|---|---|---|---|---|---|---|---|---|---|---|---|---|---|---|---|---|---|---|---|---|---|---|
| | | | Ⅰ＊ | Ⅱ | Ⅲ | Ⅳ | Ⅴ＊ | Ⅰ＊ | Ⅱ | Ⅲ | Ⅳ | Ⅴ＊ | Ⅰ＊ | Ⅱ | Ⅲ | Ⅳ | Ⅴ＊ | Ⅰ＊ | Ⅱ | Ⅲ | Ⅳ | Ⅴ＊ |
| 藍藻 | *Aphanizomenon flos-aquae* ＊2 | 0～10 | | | 679 | | | | | | | | | | | | | | | | | |
| | | 10～20 | – | | | | – | – | | | | – | – | | | | – | – | | | | – |
| | | 20～40 | – | – | | | – | – | – | | | – | – | – | | | – | – | – | | | – |
| | | 40～75 | – | – | – | | – | – | – | – | | – | – | – | – | | – | – | – | – | | – |
| | *Aphanocapsa* spp. ＊2 | 0～10 | | 220 | 283 | 747 | | | | | | | | | | | | | | | | |
| | | 10～20 | – | 101 | | | – | – | | | | – | – | | | | – | – | | | | – |
| | | 20～40 | – | – | 252 | | – | – | – | | | – | – | – | | | – | – | – | | | – |
| | | 40～75 | – | – | – | 15 | – | – | – | – | | – | – | – | – | | – | – | – | – | | – |
| | *Aphanothece clathrata* ＊2 | 0～10 | 2,716 | 220 | 340 | 1,019 | 1,992 | 55 | | | | | | | | | | | | | | |
| | | 10～20 | – | 302 | | 1,041 | – | – | | | | – | – | | | | – | – | | | | – |
| | | 20～40 | – | – | 126 | 458 | – | – | – | | | – | – | – | | | – | – | – | | | – |
| | | 40～75 | – | – | – | | – | – | – | – | | – | – | – | – | 11 | – | – | – | – | | – |
| | *Chroococcus dispersus* ＊2 | 0～10 | 201 | | | 136 | | | | | | | | | | | | | | | | |
| | | 10～20 | – | | | 116 | – | – | | | | – | – | | | | – | – | | | | – |
| | | 20～40 | – | – | | | – | – | – | | | – | – | – | | | – | – | – | | | – |
| | | 40～75 | – | – | – | | – | – | – | – | | – | – | – | – | | – | – | – | – | | – |
| | *Microcystis aeruginosa* ＊2 | 0～10 | | | | | 332 | | | | | | | | | | | | | | | |
| | | 10～20 | – | | | | – | – | | | | – | – | | | | – | – | | | | – |
| | | 20～40 | – | – | | | – | – | – | | | – | – | – | | | – | – | – | | | – |
| | | 40～75 | – | – | – | 62 | – | – | – | – | | – | – | – | – | | – | – | – | – | | – |
| | *Microcystis icthyoblabe* ＊2 | 0～10 | | | | | | | | | | | | | | | | | | | | |
| | | 10～20 | – | 101 | | | – | – | | | | – | – | | | | – | – | | | | – |
| | | 20～40 | – | – | 50 | | – | – | – | | | – | – | – | | | – | – | – | | | – |
| | | 40～75 | – | – | – | | – | – | – | – | | – | – | – | – | | – | – | – | – | | – |
| | *Microcystis wesenbergii* ＊2 | 0～10 | | | | | | | | | | | | | | | | | | | | |
| | | 10～20 | – | | | | – | – | | | | – | – | | | | – | – | | | | – |
| | | 20～40 | – | – | | | – | – | – | | | – | – | – | | | – | – | – | | | – |
| | | 40～75 | – | – | – | | – | – | – | – | | – | – | – | – | | – | – | – | – | | – |
| | *Oscillatoria* sp. ＊2 | 0～10 | | | | | | | | | | | | | | | | | | | | |
| | | 10～20 | – | | | | – | – | 50 | | | – | – | | | | – | – | | | | – |
| | | 20～40 | – | – | | | – | – | – | | | – | – | – | | | – | – | – | | | – |
| | | 40～75 | – | – | – | | – | – | – | – | | – | – | – | – | | – | – | – | – | | – |
| 珪藻 | *Actinotaenium globoume* | 0～10 | | | 2,490 | | | | | | | | | | | | | | | | | |
| | | 10～20 | – | | | | – | – | | | | – | – | | | | – | – | | | | – |
| | | 20～40 | – | – | | | – | – | – | | | – | – | – | | | – | – | – | | | – |
| | | 40～75 | – | – | – | | – | – | – | – | | – | – | – | – | | – | – | – | – | | – |
| | *Asterionella formosa* | 0～10 | | | | | | 885 | | | | | 7,304 | 684 | | 443 | 302 | 28,168 | 4,225 | 9,939 | 9,255 | 3,219 |
| | | 10～20 | – | | | | – | – | | | 463 | – | – | 644 | 161 | 272 | – | – | 352 | 966 | 2,716 | – |
| | | 20～40 | – | – | | | – | – | – | 91 | | – | – | – | 226 | 89 | – | – | – | 2,490 | 905 | – |
| | | 40～75 | – | – | – | | – | – | – | – | 126 | – | – | – | – | 184 | – | – | – | – | 1,932 | – |
| | *Aulacoseira ambigua* | 0～10 | | | | | | | | | | | | | | | | | | | | |
| | | 10～20 | – | | | | – | – | | | | – | – | | | | – | – | | | | – |
| | | 20～40 | – | – | | | – | – | – | | | – | – | – | | | – | – | – | | | – |
| | | 40～75 | – | – | – | | – | – | – | – | | – | – | – | – | | – | – | – | – | | – |
| | *Aulacoseira granulata* | 0～10 | 4,225 | 7,922 | | 5,161 | 13,611 | | | | | 1,132 | | | | | | | | 1,242 | | |
| | | 10～20 | – | 1,006 | 1,471 | 3,471 | – | – | 377 | | | – | – | | | | – | – | 132 | | | – |
| | | 20～40 | – | – | 629 | 719 | – | – | – | | | – | – | – | 170 | | – | – | – | | | – |
| | | 40～75 | – | – | – | | – | – | – | – | 158 | – | – | – | – | | – | – | – | – | 106 | – |
| | *Aulacoseira italica* | 0～10 | 2,616 | | | 1,358 | | | | | | | 1,162 | 214 | | | | 2,817 | 660 | 981 | | |
| | | 10～20 | – | 1,006 | | | – | – | | | | – | – | | | | – | – | | | | – |
| | | 20～40 | – | – | | | – | – | – | | | – | – | – | | | – | – | – | | | – |
| | | 40～75 | – | – | – | 93 | – | – | – | – | | – | – | – | – | | – | – | – | – | | – |
| | *Aulacoseira nipponica* | 0～10 | 2,113 | 15,449 | 14,430 | 11,884 | 11,288 | 5,146 | 14,635 | 12,959 | 25,905 | 21,277 | 3,320 | 556 | 1,459 | 3,727 | 4,074 | | 1,673 | 5,624 | 3,586 | 2,817 |
| | | 10～20 | – | 4,477 | 566 | 5,553 | – | – | 3,169 | 89 | 6,016 | – | – | 553 | 468 | 1,494 | – | – | 418 | 3,320 | 2,173 | – |
| | | 20～40 | – | – | 2,339 | 4,316 | – | – | – | 2,524 | 3,552 | – | – | – | 948 | 653 | – | – | – | 566 | 629 | – |
| | | 40～75 | – | – | – | | – | – | – | – | 4,268 | – | – | – | – | 572 | – | – | – | – | 1,011 | – |

＊：地点ⅠとⅤは0～5m、＊2：群体数で計算

# 付表 18-4　植物プランクトン計数結果（cells/L）

| 綱 | 種名 | 採集層 (m) | 2012/4/16 | | | | | 2012/5/14 | | | | | 2012/6/11 | | | | | 2012/7/17 | | | | |
|---|---|---|---|---|---|---|---|---|---|---|---|---|---|---|---|---|---|---|---|---|---|---|
| | | | Ⅰ＊ | Ⅱ | Ⅲ | Ⅳ | Ⅴ＊ | Ⅰ＊ | Ⅱ | Ⅲ | Ⅳ | Ⅴ＊ | Ⅰ＊ | Ⅱ | Ⅲ | Ⅳ | Ⅴ＊ | Ⅰ＊ | Ⅱ | Ⅲ | Ⅳ | Ⅴ＊ |
| 珪藻 | *Cocconeis* spp. | 0～10 | | | | | | | | | | | | | | | | | | | | |
| | | 10～20 | – | | | | – | – | | | | – | – | | | | – | – | | | | – |
| | | 20～40 | – | – | | | – | – | – | | | – | – | – | | | – | – | – | | | – |
| | | 40～75 | – | – | – | | – | – | – | – | | – | – | – | – | | – | – | – | – | | – |
| | *Cymbella* spp. | 0～10 | | | | | | | | | | | | | | | | | | | | |
| | | 10～20 | – | | | | – | – | | | | – | – | | | 28 | – | – | | | | – |
| | | 20～40 | – | – | | | – | – | – | | | – | – | – | | | – | – | – | | | – |
| | | 40～75 | – | – | – | | – | – | – | – | | – | – | – | – | | – | – | – | – | | – |
| | *Fragilaria crotonensis* | 0～10 | 221,827 | 11,035 | 56,023 | 19,957 | 38,027 | 190,477 | 122,231 | 10,103 | 96,125 | 146,677 | 43,158 | | 8,149 | | 3,773 | 4,074 | 11,205 | 12,223 | 11,205 | 1,886 |
| | | 10～20 | – | 9,809 | 13,883 | 1,735 | – | – | 5,178 | 31,124 | 17,656 | – | – | | | 1,698 | – | – | 1,426 | | 1,358 | – |
| | | 20～40 | – | – | 11,619 | 2,122 | – | – | – | 8,960 | 5,659 | – | – | – | 2,509 | 990 | – | – | – | | | – |
| | | 40～75 | – | – | – | 2,425 | – | – | – | – | | – | – | – | – | 1,415 | – | – | – | – | 116 | – |
| | *Melosira varians* | 0～10 | 1,207 | | | | | | | | | | | | | | | | | | | |
| | | 10～20 | – | | | | – | – | | | | – | – | | | | – | – | | | | – |
| | | 20～40 | – | – | | | – | – | – | | | – | – | – | | | – | – | – | | | – |
| | | 40～75 | – | – | – | | – | – | – | – | | – | – | – | – | | – | – | – | – | | – |
| | *Navicula* spp. | 0～10 | | | | | | | | 7 | | | | | | | | | | | | |
| | | 10～20 | – | | | | – | – | | | | – | – | | | | – | – | | | | – |
| | | 20～40 | – | – | | | – | – | – | | | – | – | – | | | – | – | – | | | – |
| | | 40～75 | – | – | – | | – | – | – | – | | – | – | – | – | | – | – | – | – | | – |
| | *Nitzschia* spp. | 0～10 | | | | | | | | | | | 262 | | | | | | | | | |
| | | 10～20 | – | | | | – | – | | | | – | – | | | | – | – | | | | – |
| | | 20～40 | – | – | | | – | – | – | | | – | – | – | | | – | – | – | | | – |
| | | 40～75 | – | – | – | | – | – | – | – | | – | – | – | – | | – | – | – | – | | – |
| | *Stephanodiscus suzukii* | 0～10 | | 57 | | | | 641 | 475 | 13 | | 407 | 785 | 654 | 1,086 | 951 | 503 | | | | | |
| | | 10～20 | – | | | | – | – | 6 | | | – | – | 50 | 40 | 28 | – | – | | 11 | | – |
| | | 20～40 | – | – | | | – | – | – | | | – | – | – | 48 | 22 | – | – | – | | | – |
| | | 40～75 | – | – | – | 16 | – | – | – | – | | – | – | – | – | 13 | – | – | – | – | | – |
| | *Ulnalia* spp. | 0～10 | 7,042 | 170 | 543 | 231 | 211 | 513 | | | | | | | | | | | | | | |
| | | 10～20 | – | 50 | 58 | 58 | – | – | 6 | 63 | | – | – | | | | – | – | | | | – |
| | | 20～40 | – | – | 55 | 57 | – | – | – | | | – | – | – | | | – | – | – | | | – |
| | | 40～75 | – | – | – | | – | – | – | – | | – | – | – | – | | – | – | – | – | | – |
| 緑藻 | *Closterium aciculare var. subpronum* | 0～10 | 101 | | 204 | 231 | 106 | 385 | 543 | 98 | 65 | | 9,416 | 4,316 | 9,099 | 4,482 | 11,569 | 3,803 | 1,290 | 2,241 | 2,241 | 3,270 |
| | | 10～20 | – | 50 | 58 | | – | – | | 63 | | – | – | 453 | 644 | 1,047 | – | – | 211 | 144 | 127 | – |
| | | 20～40 | – | – | 28 | | – | – | – | 126 | 31 | – | – | – | 788 | 308 | – | – | – | 111 | 121 | – |
| | | 40～75 | – | – | – | | – | – | – | – | | – | – | – | – | 138 | – | – | – | – | 124 | – |
| | *Cosmarium* sp. | 0～10 | | | | | | | | | | | | | | | | | | | | |
| | | 10～20 | – | | | | – | – | | | | – | – | | | | – | – | | | | – |
| | | 20～40 | – | – | | | – | – | – | | | – | – | – | | | – | – | – | | | – |
| | | 40～75 | – | – | – | | – | – | – | – | | – | – | – | – | | – | – | – | – | | – |
| | *Cosmocladium constrictum* | 0～10 | | 2,377 | | 578 | 3,697 | | | | | | | | | | | | | | | |
| | | 10～20 | – | | 578 | | – | – | | | | – | – | 402 | 644 | | – | – | | | | – |
| | | 20～40 | – | – | | | – | – | – | | | – | – | – | | 165 | – | – | – | | | – |
| | | 40～75 | – | – | – | 356 | – | – | – | – | | – | – | – | – | | – | – | – | – | | – |
| | *Dictyosphaerium pulchellum* | 0～10 | | | | | | | | | | | | | | | | | | | | |
| | | 10～20 | – | | | | – | – | | | | – | – | | | | – | – | | | | – |
| | | 20～40 | – | – | | | – | – | – | | | – | – | – | | | – | – | – | | | – |
| | | 40～75 | – | – | – | | – | – | – | – | | – | – | – | – | | – | – | – | – | | – |
| | *Eudorina elegans* | 0～10 | | | | | | | 2,173 | | | | 8,370 | | 10,865 | | 8,048 | | | | | 7,042 |
| | | 10～20 | – | | | | – | – | | | | – | – | 805 | | | – | – | | | | – |
| | | 20～40 | – | – | | | – | – | – | | | – | – | – | | | – | – | – | | | – |
| | | 40～75 | – | – | – | | – | – | – | – | | – | – | – | – | | – | – | – | – | | – |
| | *Gonatozygon* sp. | 0～10 | | | | | | | | | | | | | | | | | | | | |
| | | 10～20 | – | | | | – | – | | | | – | – | | | | – | – | | | | – |
| | | 20～40 | – | – | | | – | – | – | | | – | – | – | | | – | – | – | | | – |
| | | 40～75 | – | – | – | | – | – | – | – | | – | – | – | – | | – | – | – | – | | – |

＊：地点ⅠとⅤは０～５ｍ

大山明彦・大前信輔・森田尚・太田滋規・金辻宏明・山本充孝・岡村貴司

# 付表 18-5　植物プランクトン計数結果（cells/L）

| 綱 | 種名 | 採集層 (m) | 2012/8/16 | | | | | 2012/9/12 | | | | | 2012/10/11 | | | | | 2012/11/19 | | | | |
|---|---|---|---|---|---|---|---|---|---|---|---|---|---|---|---|---|---|---|---|---|---|---|
| | | | Ⅰ＊ | Ⅱ | Ⅲ | Ⅳ | Ⅴ＊ | Ⅰ＊ | Ⅱ | Ⅲ | Ⅳ | Ⅴ＊ | Ⅰ＊ | Ⅱ | Ⅲ | Ⅳ | Ⅴ＊ | Ⅰ＊ | Ⅱ | Ⅲ | Ⅳ | Ⅴ＊ |
| 珪藻 | *Cocconeis* spp. | 0～10 | | | | | | | | | | | | | | | | | | | | |
| | | 10～20 | – | | | | – | – | | | | – | – | | | | – | – | | | | – |
| | | 20～40 | – | – | | | – | – | – | | | – | – | – | | | – | – | – | | | – |
| | | 40～75 | – | – | – | | – | – | – | – | | – | – | – | – | | – | – | – | – | | – |
| | *Cymbella* spp. | 0～10 | | | | | | | | | | | | | | | | | | | | |
| | | 10～20 | – | | | | – | – | | | | – | – | | | | – | – | | | | – |
| | | 20～40 | – | – | | | – | – | – | | | – | – | – | | | – | – | – | | | – |
| | | 40～75 | – | – | – | | – | – | – | – | | – | – | – | – | | – | – | – | – | | – |
| | *Fragilaria crotonensis* | 0～10 | 11,770 | 1,308 | 651 | 2,829 | 2,264 | 60,361 | 63,662 | 114,824 | 79,677 | 51,458 | | 14,147 | 30,180 | 7,545 | 20,372 | 4,527 | 11,544 | 26,408 | 16,033 | 10,186 |
| | | 10～20 | – | 9,337 | 1,132 | 5,659 | – | – | 62,360 | 39,895 | 35,651 | – | – | | 1,509 | | – | – | 6,036 | 1,509 | 2,716 | – |
| | | 20～40 | – | – | 3,820 | 2,452 | – | – | – | 13,242 | 6,036 | – | – | – | | | – | – | – | 5,423 | 1,415 | – |
| | | 40～75 | – | – | – | 606 | – | – | – | – | 1,576 | – | – | – | – | 178 | – | – | – | – | 89 | – |
| | *Melosira varians* | 0～10 | | | | | | | | | | | | | | | | | | | | |
| | | 10～20 | – | | | | – | – | | | | – | – | | | | – | – | | | | – |
| | | 20～40 | – | – | | | – | – | – | | | – | – | – | | | – | – | – | | | – |
| | | 40～75 | – | – | – | | – | – | – | – | | – | – | – | – | | – | – | – | – | | – |
| | *Navicula* spp. | 0～10 | | | | | | | | | | | | | | | | | | | | |
| | | 10～20 | – | | | | – | – | | | | – | – | | | | – | – | | | | – |
| | | 20～40 | – | – | | | – | – | – | | | – | – | – | | | – | – | – | | | – |
| | | 40～75 | – | – | – | | – | – | – | – | | – | – | – | – | | – | – | – | – | | – |
| | *Nitzschia* spp. | 0～10 | | | | | | | | | | | 272 | | | | | | | | | |
| | | 10～20 | – | | | | – | – | | | | – | – | | | | – | – | | | | – |
| | | 20～40 | – | – | | | – | – | – | | | – | – | – | | | – | – | – | | | – |
| | | 40～75 | – | – | – | | – | – | – | – | | – | – | – | – | | – | – | – | – | | – |
| | *Stephanodiscus suzukii* | 0～10 | | | | | | | | | | | | 126 | 377 | | | | 192 | 377 | | 204 |
| | | 10～20 | – | | 25 | | – | – | | | | – | – | | | 48 | – | – | | 75 | 60 | – |
| | | 20～40 | – | – | | | – | – | – | | | – | – | – | 8 | | – | – | – | 16 | 9 | – |
| | | 40～75 | – | – | – | | – | – | – | – | | – | – | – | – | 1 | – | – | – | – | 4 | – |
| | *Ulnalia* spp. | 0～10 | | | | | | | | | | | | | | | | | | | | |
| | | 10～20 | – | | | | – | – | | | | – | – | | | | – | – | | | | – |
| | | 20～40 | – | – | | | – | – | – | | | – | – | – | | | – | – | – | | | – |
| | | 40～75 | – | – | – | | – | – | – | – | | – | – | – | – | | – | – | – | – | | – |
| 緑藻 | *Closterium aciculare var. subpronum* | 0～10 | 131 | 545 | 1,056 | 503 | 264 | 252 | | 116 | 60 | 111 | 272 | 252 | | 377 | | | 128 | 63 | | |
| | | 10～20 | – | 57 | 50 | 176 | – | – | | 57 | | – | – | | | | – | – | | | | – |
| | | 20～40 | – | – | 96 | 75 | – | – | – | | 50 | – | – | – | 2 | 3 | – | – | – | | | – |
| | | 40～75 | – | – | – | 49 | – | – | – | – | 16 | – | – | – | – | 3 | – | – | – | – | 4 | – |
| | *Cosmarium* sp. | 0～10 | | | | | | | | 116 | | | | | | | | | | | | |
| | | 10～20 | – | | | | – | – | | | | – | – | | | | – | – | | | | – |
| | | 20～40 | – | – | | | – | – | – | | | – | – | – | | | – | – | – | | | – |
| | | 40～75 | – | – | – | | – | – | – | – | | – | – | – | – | | – | – | – | – | | – |
| | *Cosmocladium constrictum* | 0～10 | | | | | | | | | | | | | | | | | | | | |
| | | 10～20 | – | | | | – | – | | | | – | – | | | | – | – | | | | – |
| | | 20～40 | – | – | | | – | – | – | | | – | – | – | | | – | – | – | | | – |
| | | 40～75 | – | – | – | | – | – | – | – | | – | – | – | – | | – | – | – | – | | – |
| | *Dictyosphaerium pulchellum* | 0～10 | | | | | | | | | | | | | | | | | | | | |
| | | 10～20 | – | | | | – | – | | | | – | – | | | | – | – | | | | – |
| | | 20～40 | – | – | | | – | – | – | | | – | – | – | | | – | – | – | | | – |
| | | 40～75 | – | – | – | | – | – | – | – | | – | – | – | – | | – | – | – | – | | – |
| | *Eudorina elegans* | 0～10 | | | 231 | | | | | | | | | | 20,120 | | | | | | | |
| | | 10～20 | – | | | | – | – | | | | – | – | 805 | | | – | – | | | 483 | – |
| | | 20～40 | – | – | | | – | – | – | | | – | – | – | | | – | – | – | | | – |
| | | 40～75 | – | – | – | | – | – | – | – | | – | – | – | – | | – | – | – | – | 184 | – |
| | *Gonatozygon* sp. | 0～10 | | | | | 189 | | | | | | | | | | | | | | | |
| | | 10～20 | – | | | | – | – | | | | – | – | | | | – | – | | | | – |
| | | 20～40 | – | – | | | – | – | – | | | – | – | – | | | – | – | – | | | – |
| | | 40～75 | – | – | – | | – | – | – | – | | – | – | – | – | | – | – | – | – | | – |

＊：地点Ⅰ とⅤは０～５ｍ

# 付表 18-6　植物プランクトン計数結果（cells/L）

| 綱 | 種名 | 採集層 (m) | 2012/12/12 | | | | | 2013/1/16 | | | | | 2013/2/18 | | | | | 2013/3/12 | | | | |
|---|---|---|---|---|---|---|---|---|---|---|---|---|---|---|---|---|---|---|---|---|---|---|
| | | | Ⅰ＊ | Ⅱ | Ⅲ | Ⅳ | Ⅴ＊ | Ⅰ＊ | Ⅱ | Ⅲ | Ⅳ | Ⅴ＊ | Ⅰ＊ | Ⅱ | Ⅲ | Ⅳ | Ⅴ＊ | Ⅰ＊ | Ⅱ | Ⅲ | Ⅳ | Ⅴ＊ |
| 珪藻 | *Cocconeis* spp. | 0～10 | | | | | | | | | | | | | | 5 | | | | | | |
| | | 10～20 | – | | | | – | – | | | | – | – | | | | – | – | | | | – |
| | | 20～40 | – | – | | | – | – | – | | | – | – | – | | | – | – | – | | | – |
| | | 40～75 | – | – | – | | – | – | – | – | | – | – | – | – | | – | – | – | – | | – |
| | *Cymbella* spp. | 0～10 | | | | | | | | | | | | | | | | | | | | |
| | | 10～20 | – | | | | – | – | | | | – | – | 10 | | | – | – | | | | – |
| | | 20～40 | – | – | | | – | – | – | | | – | – | – | | | – | – | – | | | – |
| | | 40～75 | – | – | – | | – | – | – | – | | – | – | – | – | | – | – | – | – | | – |
| | *Fragilaria crotonensis* | 0～10 | 215,791 | 77,243 | 92,522 | 48,892 | 119,515 | 34,582 | 28,923 | 42,441 | 41,498 | 40,404 | 581 | 9,620 | 13,581 | 3,068 | 4,338 | 24,144 | 6,602 | 9,809 | | 10,563 |
| | | 10～20 | – | 65,643 | 18,957 | 197,833 | – | – | 9,180 | 2,660 | 20,535 | – | – | 30 | 528 | 1,584 | – | – | 2,971 | | | – |
| | | 20～40 | – | – | 22,635 | 27,955 | – | – | – | 5,829 | 11,946 | – | – | – | 849 | 747 | – | – | – | 2,546 | | – |
| | | 40～75 | – | – | – | 1,854 | – | – | – | – | 10,908 | – | – | – | – | 1,092 | – | – | – | – | 679 | – |
| | *Melosira varians* | 0～10 | | | | | | | | | | | | | | | | | | | | |
| | | 10～20 | – | | | | – | – | | | | – | – | | | | – | – | | | | – |
| | | 20～40 | – | – | | | – | – | – | | | – | – | – | | | – | – | – | | | – |
| | | 40～75 | – | – | – | | – | – | – | – | | – | – | – | – | | – | – | – | – | | – |
| | *Navicula* spp. | 0～10 | | | | | | | | | | | | | | | | | | | | |
| | | 10～20 | – | | | | – | – | | | | – | – | | | | – | – | | | | – |
| | | 20～40 | – | – | | | – | – | – | | | – | – | – | | | – | – | – | | | – |
| | | 40～75 | – | – | – | | – | – | – | – | | – | – | – | – | | – | – | – | – | | – |
| | *Nitzschia* spp. | 0～10 | | | | | | | | | | | | | | | | | | | | |
| | | 10～20 | – | | | | – | – | | | | – | – | | | | – | – | | | | – |
| | | 20～40 | – | – | | | – | – | – | | | – | – | – | | | – | – | – | | | – |
| | | 40～75 | – | – | – | | – | – | – | – | | – | – | – | – | | – | – | – | – | | – |
| | *Stephanodiscus suzukii* | 0～10 | 201 | 44 | 57 | | 775 | | | | | | | | | 5 | | 101 | | | | |
| | | 10～20 | – | | 57 | 58 | – | – | | | | – | – | 10 | 5 | 23 | – | – | | 30 | | – |
| | | 20～40 | – | – | 25 | 33 | – | – | – | 11 | | – | – | – | | | – | – | – | | | – |
| | | 40～75 | – | – | – | 31 | – | – | – | – | | – | – | – | – | 3 | – | – | – | – | | – |
| | *Ulnalia* spp. | 0～10 | | | | | | | | | | | | | | | | | | | | |
| | | 10～20 | – | | | | – | – | | | | – | – | | | | – | – | | | | – |
| | | 20～40 | – | – | | | – | – | – | | | – | – | – | | | – | – | – | | | – |
| | | 40～75 | – | – | – | | – | – | – | – | | – | – | – | – | | – | – | – | – | | – |
| 緑藻 | *Closterium aciculare var. subpronum* | 0～10 | | | | | | | | | | 113 | | | | 5 | | | | | | |
| | | 10～20 | – | | | | – | – | | | | – | – | | 5 | | – | – | | | | – |
| | | 20～40 | – | – | | | – | – | – | | | – | – | – | | | – | – | – | | | – |
| | | 40～75 | – | – | – | 15 | – | – | – | – | | – | – | – | – | | – | – | – | – | | – |
| | *Cosmarium* sp. | 0～10 | | | | | | | | | | | | | | | | | | | | |
| | | 10～20 | – | | | | – | – | | | | – | – | | | | – | – | | | | – |
| | | 20～40 | – | – | | | – | – | – | | | – | – | – | | | – | – | – | | | – |
| | | 40～75 | – | – | – | | – | – | – | – | | – | – | – | – | | – | – | – | – | | – |
| | *Cosmocladium constrictum* | 0～10 | | | | | | | | | | | | | | | | | | | | |
| | | 10～20 | – | | | | – | – | | | | – | – | | | | – | – | | | | – |
| | | 20～40 | – | – | | | – | – | – | | | – | – | – | | | – | – | – | | | – |
| | | 40～75 | – | – | – | | – | – | – | – | | – | – | – | – | | – | – | – | – | | – |
| | *Dictyosphaerium pulchellum* | 0～10 | | 5,634 | | | | | | | | | | | | | | | | | | |
| | | 10～20 | – | | | | – | – | | | | – | – | | | | – | – | | | | – |
| | | 20～40 | – | – | | | – | – | – | | | – | – | – | | | – | – | – | | | – |
| | | 40～75 | – | – | – | | – | – | – | – | | – | – | – | – | | – | – | – | – | | – |
| | *Eudorina elegans* | 0～10 | | 1,408 | | | | | | | 1,006 | | | | | 80 | | | | | | |
| | | 10～20 | – | | | | – | – | | | | – | – | | | | – | – | | | | – |
| | | 20～40 | – | – | | | – | – | – | | | – | – | – | 113 | | – | – | – | | | – |
| | | 40～75 | – | – | – | | – | – | – | – | | – | – | – | – | | – | – | – | – | 241 | – |
| | *Gonatozygon* sp. | 0～10 | | | | | | | | | | | | | | | | | | | | |
| | | 10～20 | – | | | | – | – | | | | – | – | | | | – | – | | | | – |
| | | 20～40 | – | – | | | – | – | – | | | – | – | – | | | – | – | – | | | – |
| | | 40～75 | – | – | – | | – | – | – | – | | – | – | – | – | | – | – | – | – | | – |

＊：地点ⅠとⅤは０～５ｍ

大山明彦・大前信輔・森田尚・太田滋規・金辻宏明・山本充孝・岡村貴司

# 付表 18-7　植物プランクトン計数結果（cells/L）

| 綱 | 種名 | 採集層 (m) | 2012/4/16 | | | | | 2012/5/14 | | | | | 2012/6/11 | | | | | 2012/7/17 | | | | |
|---|---|---|---|---|---|---|---|---|---|---|---|---|---|---|---|---|---|---|---|---|---|---|
| | | | Ⅰ＊ | Ⅱ | Ⅲ | Ⅳ | Ⅴ＊ | Ⅰ＊ | Ⅱ | Ⅲ | Ⅳ | Ⅴ＊ | Ⅰ＊ | Ⅱ | Ⅲ | Ⅳ | Ⅴ＊ | Ⅰ＊ | Ⅱ | Ⅲ | Ⅳ | Ⅴ＊ |
| 緑藻 | *Klebsolmidiun sp* sp. | 0～10 | | | | | | | | | | | | | | | | | | | | |
| | | 10～20 | – | | | | – | – | | | | – | – | | | | – | – | | | | – |
| | | 20～40 | – | – | | | – | – | – | | | – | – | – | | | – | – | – | | | – |
| | | 40～75 | – | – | – | | – | – | – | – | | – | – | – | – | | – | – | – | – | | – |
| | *Mougeotia* spp. | 0～10 | 302 | 57 | 2,241 | | | 6,798 | 1,901 | 59 | 654 | | 2,616 | | 4,074 | 1,358 | 2,012 | | 1,901 | | 407 | |
| | | 10～20 | – | 1,258 | | | – | – | 6 | | | – | – | 503 | | | – | – | 41 | | | – |
| | | 20～40 | – | – | 194 | 57 | – | – | – | | | – | – | – | | | – | – | – | | | – |
| | | 40～75 | – | – | – | | – | – | – | – | | – | – | – | – | 19 | – | – | – | – | | – |
| | *Pandoria morum* | 0～10 | | | | | | | | | | | | | | | | | | | | |
| | | 10～20 | – | | | | – | – | | | | – | – | | | | – | – | | | | – |
| | | 20～40 | – | – | | | – | – | – | | | – | – | – | | | – | – | – | | | – |
| | | 40～75 | – | – | – | | – | – | – | – | | – | – | – | – | | – | – | – | – | | – |
| | *Paulschulzia pseudovolvox* | 0～10 | | | | | | | 23 | | | | | | 543 | | | | | | | |
| | | 10～20 | – | | | | – | – | | | | – | – | | | | – | – | | | | – |
| | | 20～40 | – | – | | | – | – | – | | | – | – | – | | | – | – | – | | | – |
| | | 40～75 | – | – | – | | – | – | – | – | | – | – | – | – | | – | – | – | – | | – |
| | *Pediastrum biwae* | 0～10 | | | | | | | | | | | | | | | | | | | | |
| | | 10～20 | – | | | | – | – | | | | – | – | | | | – | – | | | | – |
| | | 20～40 | – | – | | | – | – | – | | | – | – | – | | | – | – | – | | | – |
| | | 40～75 | – | – | – | | – | – | – | – | | – | – | – | – | | – | – | – | – | | – |
| | *Sphaerocystis schroeteri* | 0～10 | | | | 3,239 | | | | | | | | | 4,074 | | | | | | | |
| | | 10～20 | – | | | | – | – | | | | – | – | | | | – | – | | | | – |
| | | 20～40 | – | – | | | – | – | – | | | – | – | – | | | – | – | – | | | – |
| | | 40～75 | – | – | – | | – | – | – | – | | – | – | – | – | | – | – | – | – | | – |
| | *Spirogyra* spp. | 0～10 | | | | | | | | | | | | | | | | | | | | |
| | | 10～20 | – | | | | – | – | | | | – | – | | | | – | – | | | | – |
| | | 20～40 | – | – | | | – | – | – | | | – | – | – | | | – | – | – | | | – |
| | | 40～75 | – | – | – | | – | – | – | – | | – | – | – | – | | – | – | – | – | | – |
| | *Spondylosium moniliforme* | 0～10 | | | | | | | | | | | | | | | | | | | | |
| | | 10～20 | – | | | | – | – | | | | – | – | | | | – | – | | | | – |
| | | 20～40 | – | – | | | – | – | – | | | – | – | – | | | – | – | – | | | – |
| | | 40～75 | – | – | – | | – | – | – | – | | – | – | – | – | | – | – | – | – | | – |
| | *Staurastrum arctiscon* | 0～10 | | | | | | | 6 | | | 7,877 | | | 136 | | 252 | | | | | |
| | | 10～20 | – | | | | – | – | | | | – | – | | | | – | – | | | | – |
| | | 20～40 | – | – | | | – | – | – | | | – | – | – | | | – | – | – | | | – |
| | | 40～75 | – | – | – | | – | – | – | – | | – | – | – | – | | – | – | – | – | | – |
| | *Staurastrum connatum* | 0～10 | | | | | | | | | | | | | 272 | | | | | | | |
| | | 10～20 | – | | | | – | – | | | | – | – | | | | – | – | | | | – |
| | | 20～40 | – | – | | | – | – | – | | | – | – | – | | | – | – | – | | | – |
| | | 40～75 | – | – | – | | – | – | – | – | | – | – | – | – | | – | – | – | – | | – |
| | *Staurastrum dorsidentiferum var. ornatum* | 0～10 | 1,911 | 566 | 951 | 463 | 423 | 4,233 | 3,735 | 327 | 3,139 | | 121,889 | 65,914 | 92,352 | 73,474 | 99,093 | 140,158 | 92,352 | 46,244 | 55,547 | 26,031 |
| | | 10～20 | – | 151 | 347 | 463 | – | – | 68 | 314 | 1,046 | – | – | 4,024 | 2,093 | 2,914 | – | – | 2,472 | 2,258 | 1,132 | – |
| | | 20～40 | – | – | 55 | | – | – | – | 346 | 63 | – | – | – | 2,079 | 1,133 | – | – | – | 820 | 785 | – |
| | | 40～75 | – | – | – | 16 | – | – | – | – | | – | – | – | – | 490 | – | – | – | – | 564 | – |
| | *Tetraspora lacustris* | 0～10 | | | 5,704 | | | | | | | | | | | | | | | | | |
| | | 10～20 | – | | | | – | – | | | | – | – | | | | – | – | | | | – |
| | | 20～40 | – | – | | | – | – | – | | | – | – | – | | | – | – | – | | | – |
| | | 40～75 | – | – | – | | – | – | – | – | | – | – | – | – | | – | – | – | – | | – |
| | *Volvox aureus* | 0～10 | | | | | | | | | | | | | | | | | | | | |
| | | 10～20 | – | | | | – | – | | | | – | – | | | | – | – | | | | – |
| | | 20～40 | – | – | | | – | – | – | | | – | – | – | | | – | – | – | | | – |
| | | 40～75 | – | – | – | | – | – | – | – | | – | – | – | – | | – | – | – | – | | – |
| | *Xanthidium hastiferum var. javanicum* | 0～10 | | | | | 106 | | | | | | | | 407 | 272 | | | | | | |
| | | 10～20 | – | | 58 | | – | – | | 63 | | – | – | 101 | 40 | 28 | – | – | | | | – |
| | | 20～40 | – | – | | | – | – | – | | | – | – | – | | 11 | – | – | – | | | – |
| | | 40～75 | – | – | – | | – | – | – | – | | – | – | – | – | | – | – | – | – | | – |

＊：地点ⅠとⅤは０～５ｍ

# 付表 18-8　植物プランクトン計数結果（cells/L）

| 綱 | 種名 | 採集層 (m) | 2012/8/16 | | | | | 2012/9/12 | | | | | 2012/10/11 | | | | | 2012/11/19 | | | | |
|---|---|---|---|---|---|---|---|---|---|---|---|---|---|---|---|---|---|---|---|---|---|---|
| | | | Ⅰ＊ | Ⅱ | Ⅲ | Ⅳ | Ⅴ＊ | Ⅰ＊ | Ⅱ | Ⅲ | Ⅳ | Ⅴ＊ | Ⅰ＊ | Ⅱ | Ⅲ | Ⅳ | Ⅴ＊ | Ⅰ＊ | Ⅱ | Ⅲ | Ⅳ | Ⅴ＊ |
| 緑藻 | *Klebsolmidiun sp* sp. | 0～10 | | 872 | | | | | | | | | | | | | | | | | | |
| | | 10～20 | – | | | | – | – | | | | – | – | | | | – | – | | | | – |
| | | 20～40 | – | – | | | – | – | – | | | – | – | – | | | – | – | – | | | – |
| | | 40～75 | – | – | – | | – | – | – | – | | – | – | – | – | | – | – | – | – | | – |
| | *Mougeotia* spp. | 0～10 | | 131 | 839 | | 38 | | | | | 664 | | | | | | | | | | |
| | | 10～20 | – | | | | – | – | | 57 | | – | – | | | | – | – | | | | – |
| | | 20～40 | – | – | | | – | – | – | | | – | – | – | | | – | – | – | | | – |
| | | 40～75 | – | – | – | | – | – | – | – | | – | – | – | – | | – | – | – | – | | – |
| | *Pandoria morum* | 0～10 | | | | | | | | | | | | | | | | | | | | |
| | | 10～20 | – | | | | – | – | | | | – | – | | | | – | – | | | | – |
| | | 20～40 | – | – | | | – | – | – | | | – | – | – | | | – | – | – | | | – |
| | | 40～75 | – | – | – | | – | – | – | – | | – | – | – | – | | – | – | – | – | | – |
| | *Paulschulzia pseudovolvox* | 0～10 | | | | | | | | 1,388 | | | | 1,383 | | 1,006 | 1,245 | | | 503 | | |
| | | 10～20 | – | | | | – | – | | | | – | – | | | | – | – | | | | – |
| | | 20～40 | – | – | | | – | – | – | | | – | – | – | | | – | – | – | | | – |
| | | 40～75 | – | – | – | | – | – | – | – | | – | – | – | – | | – | – | – | – | | – |
| | *Pediastrum biwae* | 0～10 | | | | 880 | | | | | | | | 1,006 | 1,886 | | | 2,817 | 11,288 | | | |
| | | 10～20 | – | | | | – | – | | | | – | – | | | | – | – | 1,509 | | | – |
| | | 20～40 | – | – | | | – | – | – | | | – | – | – | | | – | – | – | | | – |
| | | 40～75 | – | – | – | | – | – | – | – | | – | – | – | – | 49 | – | – | – | – | 111 | – |
| | *Sphaerocystis schroeteri* | 0～10 | | | | | | | | | | | 26,891 | 7,294 | 3,018 | | 3,622 | | | 4,464 | | |
| | | 10～20 | – | | | | – | – | | | | – | – | | | 1,434 | – | – | | | | – |
| | | 20～40 | – | – | | | – | – | – | | | – | – | – | 43 | 184 | – | – | – | | | – |
| | | 40～75 | – | – | – | | – | – | – | – | | – | – | – | – | 14 | – | – | – | – | 18 | – |
| | *Spirogyra* spp. | 0～10 | | | | | 1,547 | | | | | | | 4,779 | 63 | | | | | | | |
| | | 10～20 | – | 453 | 68 | | – | – | | | | – | – | | | | – | – | 75 | | | – |
| | | 20～40 | – | – | | | – | – | – | | | – | – | – | | | – | – | – | | | – |
| | | 40～75 | – | – | – | | – | – | – | – | | – | – | – | – | | – | – | – | – | | – |
| | *Spondylosium moniliforme* | 0～10 | | | 72 | | | | 226 | 58 | | 111 | 4,346 | 126 | 3,835 | 3,898 | 5,546 | 1,207 | 449 | 817 | 257 | |
| | | 10～20 | – | | | | – | – | | | | – | – | 302 | 604 | 335 | – | – | 277 | 126 | 241 | – |
| | | 20～40 | – | – | | | – | – | – | | | – | – | – | 34 | 50 | – | – | – | 110 | 28 | – |
| | | 40～75 | – | – | – | | – | – | – | – | 8 | – | – | – | – | 16 | – | – | – | – | 8 | – |
| | *Staurastrum arctiscon* | 0～10 | | | | | | | | | | | | | | | | | | | | 136 |
| | | 10～20 | – | | | | – | – | | | | – | – | | | | – | – | | | | – |
| | | 20～40 | – | – | | | – | – | – | | | – | – | – | | | – | – | – | | | – |
| | | 40～75 | – | – | – | | – | – | – | – | | – | – | – | – | | – | – | – | – | | – |
| | *Staurastrum connatum* | 0～10 | | | | | | | | | | | | | | | | | | | | |
| | | 10～20 | – | | | | – | – | | | | – | – | | | | – | – | | | | – |
| | | 20～40 | – | – | | | – | – | – | | | – | – | – | | | – | – | – | | | – |
| | | 40～75 | – | – | – | | – | – | – | – | | – | – | – | – | | – | – | – | – | | – |
| | *Staurastrum dorsidentiferum var. ornatum* | 0～10 | 392 | 131 | 130 | 189 | 151 | 126 | | 116 | | | 815 | 377 | 314 | 1,069 | 340 | 503 | 321 | 880 | 513 | 679 |
| | | 10～20 | – | 57 | 50 | 50 | – | – | | | | – | – | 50 | | | – | – | 101 | 75 | 91 | – |
| | | 20～40 | – | – | 62 | 25 | – | – | – | | 50 | – | – | – | 4 | 10 | – | – | – | 31 | 19 | – |
| | | 40～75 | – | – | – | 49 | – | – | – | – | 8 | – | – | – | – | 6 | – | – | – | – | 20 | – |
| | *Tetraspora lacustris* | 0～10 | | | | | | | | | | | | | | | | | | | | |
| | | 10～20 | – | | | | – | – | | | | – | – | | | | – | – | | | | – |
| | | 20～40 | – | – | | | – | – | – | | | – | – | – | | | – | – | – | | | – |
| | | 40～75 | – | – | – | | – | – | – | – | | – | – | – | – | | – | – | – | – | | – |
| | *Volvox aureus* | 0～10 | 41,850 | | | | | | | | | | | | | | | | | | | |
| | | 10～20 | – | | | | – | – | | | | – | – | | | | – | – | | | | – |
| | | 20～40 | – | – | | | – | – | – | | | – | – | – | | | – | – | – | | | – |
| | | 40～75 | – | – | – | | – | – | – | – | | – | – | – | – | | – | – | – | – | | – |
| | *Xanthidium hastiferum var. javanicum* | 0～10 | | | | | | | | | | | | | | | | | | | | |
| | | 10～20 | – | | | | – | – | | | | – | – | | | | – | – | | | | – |
| | | 20～40 | – | – | | | – | – | – | | | – | – | – | | | – | – | – | | | – |
| | | 40～75 | – | – | – | | – | – | – | – | | – | – | – | – | | – | – | – | – | | – |

＊：地点ⅠとⅤは０～５ｍ

# 付表 18-9　植物プランクトン計数結果（cells/L）

| 綱 | 種名 | 採集層 (m) | 2012/12/12 | | | | | 2013/1/16 | | | | | 2013/2/18 | | | | | 2013/3/12 | | | | |
|---|---|---|---|---|---|---|---|---|---|---|---|---|---|---|---|---|---|---|---|---|---|---|
| | | | Ⅰ＊ | Ⅱ | Ⅲ | Ⅳ | Ⅴ＊ | Ⅰ＊ | Ⅱ | Ⅲ | Ⅳ | Ⅴ＊ | Ⅰ＊ | Ⅱ | Ⅲ | Ⅳ | Ⅴ＊ | Ⅰ＊ | Ⅱ | Ⅲ | Ⅳ | Ⅴ＊ |
| 緑藻 | *Klebsolmidiun sp* sp. | 0～10 | | | | | | | | | | | | | | | | | | | | |
| | | 10～20 | – | | | | – | – | | | | – | – | | | | – | – | | | | – |
| | | 20～40 | – | – | | | – | – | – | | | – | – | – | | | – | – | – | | | – |
| | | 40～75 | – | – | – | | – | – | – | – | | – | – | – | – | | – | – | – | – | | – |
| | *Mougeotia* spp. | 0～10 | | | | | | | | | | | | | | | | | | | | |
| | | 10～20 | – | | | | – | – | | | | – | – | | | | – | – | | | | – |
| | | 20～40 | – | – | | | – | – | – | | | – | – | – | | | – | – | – | | | – |
| | | 40～75 | – | – | – | | – | – | – | – | | – | – | – | – | | – | – | – | – | | – |
| | *Pandoria morum* | 0～10 | | | | | | | | | 7,042 | | | | | | | | | | | |
| | | 10～20 | – | | | | – | – | | | | – | – | | | | – | – | | | | – |
| | | 20～40 | – | – | | | – | – | – | | | – | – | – | | | – | – | – | | | – |
| | | 40～75 | – | – | – | | – | – | – | – | | – | – | – | – | | – | – | – | – | | – |
| | *Paulschulzia pseudovolvox* | 0～10 | | | | | | | | | | | | | | | | | | | | |
| | | 10～20 | – | | | | – | – | | | | – | – | | | | – | – | | | | – |
| | | 20～40 | – | – | | | – | – | – | | | – | – | – | | | – | – | – | | | – |
| | | 40～75 | – | – | – | | – | – | – | – | | – | – | – | – | | – | – | – | – | | – |
| | *Pediastrum biwae* | 0～10 | | | | | | | | | | | | | | | | | | | | |
| | | 10～20 | – | | | | – | – | | | | – | – | | | | – | – | | | | – |
| | | 20～40 | – | – | | | – | – | – | | | – | – | – | | | – | – | – | | | – |
| | | 40～75 | – | – | – | | – | – | – | – | | – | – | – | – | | – | – | – | – | | – |
| | *Sphaerocystis schroeteri* | 0～10 | | 264 | | | | | | | | | | | 463 | | | | | | | |
| | | 10～20 | – | | | | – | – | | | | – | – | | | | – | – | | | | – |
| | | 20～40 | – | – | | | – | – | – | | | – | – | – | | | – | – | – | | | – |
| | | 40～75 | – | – | – | | – | – | – | – | | – | – | – | – | | – | – | – | – | | – |
| | *Spirogyra* spp. | 0～10 | | | | | | | | | | | | | | | | | | | | |
| | | 10～20 | – | | | | – | – | | | | – | – | | | | – | – | | | | – |
| | | 20～40 | – | – | | | – | – | – | | | – | – | – | | | – | – | – | | | – |
| | | 40～75 | – | – | – | | – | – | – | – | | – | – | – | – | | – | – | – | – | | – |
| | *Spondylosium moniliforme* | 0～10 | | | | | | | | | | | | | | | | | | | | |
| | | 10～20 | – | | | | – | – | | | | – | – | | | | – | – | | | | – |
| | | 20～40 | – | – | | | – | – | – | | | – | – | – | | | – | – | – | | | – |
| | | 40～75 | – | – | – | | – | – | – | – | | – | – | – | – | | – | – | – | – | | – |
| | *Staurastrum arctiscon* | 0～10 | | | | | | | | | | | | | | | | | | | | |
| | | 10～20 | – | | | | – | – | | | | – | – | | | | – | – | | | | – |
| | | 20～40 | – | – | | | – | – | – | | | – | – | – | | | – | – | – | 28 | | – |
| | | 40～75 | – | – | – | | – | – | – | – | | – | – | – | – | | – | – | – | – | | – |
| | *Staurastrum connatum* | 0～10 | | | | | | | | | | | | | | | | | | | | |
| | | 10～20 | – | | | | – | – | | | | – | – | | | | – | – | | | | – |
| | | 20～40 | – | – | | | – | – | – | | | – | – | – | | | – | – | – | | | – |
| | | 40～75 | – | – | – | | – | – | – | – | | – | – | – | – | | – | – | – | – | | – |
| | *Staurastrum dorsidentiferum var. ornatum* | 0～10 | | | | | | | | | | | | 50 | 10 | | | | | | 58 | |
| | | 10～20 | – | | | | – | – | | | | – | – | 5 | | | – | – | | | | – |
| | | 20～40 | – | – | | | – | – | – | | | – | – | – | | | – | – | – | | | – |
| | | 40～75 | – | – | – | | – | – | – | – | | – | – | – | – | | – | – | – | – | | – |
| | *Tetraspora lacustris* | 0～10 | | 2,113 | | | | | | | | | | | | | | | | | | |
| | | 10～20 | – | | | | – | – | | | | – | – | | | | – | – | | | | – |
| | | 20～40 | – | – | | | – | – | – | | | – | – | – | | | – | – | – | | | – |
| | | 40～75 | – | – | – | | – | – | – | – | | – | – | – | – | | – | – | – | – | | – |
| | *Volvox aureus* | 0～10 | | | | | | | | | | | | | | | | | | | | |
| | | 10～20 | – | | | | – | – | | | | – | – | | | | – | – | | | | – |
| | | 20～40 | – | – | | | – | – | – | | | – | – | – | | | – | – | – | | | – |
| | | 40～75 | – | – | – | | – | – | – | – | | – | – | – | – | | – | – | – | – | | – |
| | *Xanthidium hastiferum var. javanicum* | 0～10 | | | | | | | | | | | | | | | | | | | | |
| | | 10～20 | – | | | | – | – | | | | – | – | | | | – | – | | | | – |
| | | 20～40 | – | – | | | – | – | – | | | – | – | – | | | – | – | – | | | – |
| | | 40～75 | – | – | – | | – | – | – | – | | – | – | – | – | | – | – | – | – | | – |

＊：地点ⅠとⅤは０～５ｍ

# 付表 18-10　植物プランクトン計数結果（cells/L）

| 綱 | 種名 | 採集層 (m) | 2012/4/16 | | | | | 2012/5/14 | | | | | 2012/6/11 | | | | | 2012/7/17 | | | | |
|---|---|---|---|---|---|---|---|---|---|---|---|---|---|---|---|---|---|---|---|---|---|---|
| | | | Ⅰ＊ | Ⅱ | Ⅲ | Ⅳ | Ⅴ＊ | Ⅰ＊ | Ⅱ | Ⅲ | Ⅳ | Ⅴ＊ | Ⅰ＊ | Ⅱ | Ⅲ | Ⅳ | Ⅴ＊ | Ⅰ＊ | Ⅱ | Ⅲ | Ⅳ | Ⅴ＊ |
| 渦鞭毛藻類 | *Ceratium hirundinella* | 0～10 | 101 | 340 | | 58 | 211 | 257 | 543 | 13 | 196 | 272 | 13,863 | 4,708 | 15,075 | 4,618 | 10,312 | 2,852 | 1,358 | 475 | 543 | 377 |
| | | 10～20 | – | | | | – | – | | 63 | | – | – | 302 | 121 | 28 | – | – | 14 | 22 | | – |
| | | 20～40 | – | – | | | – | – | – | | | – | – | – | 24 | 22 | – | – | – | | 15 | – |
| | | 40～75 | – | – | – | | – | – | – | – | | – | – | – | – | | – | – | – | – | 8 | – |
| | *Mallomonas fastigata* | 0～10 | | | | | | | | | | | | | | | | | | | | |
| | | 10～20 | – | | | | – | – | | | | – | – | | | | – | – | | | | – |
| | | 20～40 | – | – | | | – | – | – | | | – | – | – | | | – | – | – | | | – |
| | | 40～75 | – | – | – | | – | – | – | – | | – | – | – | – | | – | – | – | – | | – |
| 黄色鞭毛藻類 | *Dinobryon cylindricum* | 0～10 | 10,161 | | 1,833 | | | | | | | | | | | | | | | | | |
| | | 10～20 | – | | | | – | – | | | | – | – | | | | – | – | | | | – |
| | | 20～40 | – | – | 332 | | – | – | – | 472 | 1,415 | – | – | – | | | – | – | – | | | – |
| | | 40～75 | – | – | – | | – | – | – | – | | – | – | – | – | | – | – | – | – | | – |
| | *Uroglena americana* | 0～10 | | | 20,372 | | | 53,103 | 747 | 523 | | | | | | | | | | | | |
| | | 10～20 | – | | | | – | – | 747 | 12,072 | 31,388 | – | – | | | | – | – | | | | – |
| | | 20～40 | – | – | | | – | – | – | 629 | 9,746 | – | – | – | | | – | – | – | | | – |
| | | 40～75 | – | – | – | | – | – | – | – | 207 | – | – | – | – | | – | – | – | – | | – |
| 褐色鞭毛藻類 | *Cryptomonas* sp. | 0～10 | | | | | | | | | | | | | | | | | | | | |
| | | 10～20 | – | | | | – | – | | | | – | – | | | | – | – | | | | – |
| | | 20～40 | – | – | | | – | – | – | | | – | – | – | | | – | – | – | | | – |
| | | 40～75 | – | – | – | | – | – | – | – | | – | – | – | – | | – | – | – | – | | – |

＊：地点ⅠとⅤは０～５ｍ

大山明彦・大前信輔・森田尚・太田滋規・金辻宏明・山本充孝・岡村貴司

## 付表 18-11　植物プランクトン計数結果（cells/L）

| 綱 | 種名 | 採集層 (m) | 2012/8/16 | | | | | 2012/9/12 | | | | | 2012/10/11 | | | | | 2012/11/19 | | | | |
|---|---|---|---|---|---|---|---|---|---|---|---|---|---|---|---|---|---|---|---|---|---|---|
| | | | Ⅰ＊ | Ⅱ | Ⅲ | Ⅳ | Ⅴ＊ | Ⅰ＊ | Ⅱ | Ⅲ | Ⅳ | Ⅴ＊ | Ⅰ＊ | Ⅱ | Ⅲ | Ⅳ | Ⅴ＊ | Ⅰ＊ | Ⅱ | Ⅲ | Ⅳ | Ⅴ＊ |
| 渦鞭毛藻類 | *Ceratium hirundinella* | 0～10 | | | | | | | | | | | | | | | | | | | | 68 |
| | | 10～20 | – | | | | – | – | | | | – | – | | | | – | – | | | | – |
| | | 20～40 | – | – | | | – | – | – | | | – | – | – | | | – | – | – | | | – |
| | | 40～75 | – | – | – | | – | – | – | – | | – | – | – | – | | – | – | – | – | | – |
| | *Mallomonas fastigata* | 0～10 | | | | | | | | | | | | | | | | | | | | |
| | | 10～20 | – | | | | – | – | | | | – | – | | | | – | – | | | | – |
| | | 20～40 | – | – | | | – | – | – | | | – | – | – | | | – | – | – | | | – |
| | | 40～75 | – | – | – | | – | – | – | – | | – | – | – | – | | – | – | – | – | | – |
| 黄色鞭毛藻類 | *Dinobryon cylindricum* | 0～10 | | | | | | | | | | | | | | | | | | | | |
| | | 10～20 | – | | | | – | – | | | | – | – | | | | – | – | | | | – |
| | | 20～40 | – | – | | | – | – | – | | | – | – | – | | | – | – | – | | | – |
| | | 40～75 | – | – | – | | – | – | – | – | | – | – | – | – | | – | – | – | – | | – |
| | *Uroglena americana* | 0～10 | | | | | | | | 5,553 | | | | | 53,130 | 35,525 | 3,395 | | 26,166 | 44,076 | 9,107 | 52,559 |
| | | 10～20 | – | | | | – | – | | | | – | – | | | 1,434 | – | – | 8,777 | | 272 | – |
| | | 20～40 | – | – | | | – | – | – | | | – | – | – | | | – | – | – | | 85 | – |
| | | 40～75 | – | – | – | | – | – | – | – | | – | – | – | – | | – | – | – | – | | – |
| 褐色鞭毛藻類 | *Cryptomonas* sp. | 0～10 | | | | | | | | | | | | | | | | | | | | |
| | | 10～20 | – | | | | – | – | | | | – | – | | | | – | – | | | | – |
| | | 20～40 | – | – | | | – | – | – | | | – | – | – | | | – | – | – | | | – |
| | | 40～75 | – | – | – | | – | – | – | – | | – | – | – | – | | – | – | – | – | | – |

＊：地点ⅠとⅤは０～５ｍ

# 付表 18-12　植物プランクトン計数結果（cells/L）

| 綱 | 種名 | 採集層 (m) | 2012/12/12 | | | | | 2013/1/16 | | | | | 2013/2/18 | | | | | 2013/3/12 | | | | |
|---|---|---|---|---|---|---|---|---|---|---|---|---|---|---|---|---|---|---|---|---|---|---|
| | | | Ⅰ＊ | Ⅱ | Ⅲ | Ⅳ | Ⅴ＊ | Ⅰ＊ | Ⅱ | Ⅲ | Ⅳ | Ⅴ＊ | Ⅰ＊ | Ⅱ | Ⅲ | Ⅳ | Ⅴ＊ | Ⅰ＊ | Ⅱ | Ⅲ | Ⅳ | Ⅴ＊ |
| 渦鞭毛藻類 | *Ceratium hirundinella* | 0～10 | | | | | | | | | | 113 | | | | 5 | | | | | | |
| | | 10～20 | – | | | | – | – | | | | – | – | | | | – | – | | | | – |
| | | 20～40 | – | – | | | – | – | – | | | – | – | – | | | – | – | – | | | – |
| | | 40～75 | – | – | – | | – | – | – | – | | – | – | – | – | | – | – | – | – | | – |
| | *Mallomonas fastigata* | 0～10 | | | | | | | | | 63 | | | | | 5 | | | 44 | | | |
| | | 10～20 | – | | | | – | – | | | | – | – | | | | – | – | | | 23 | – |
| | | 20～40 | – | – | | | – | – | – | | | – | – | – | | | – | – | – | | | – |
| | | 40～75 | – | – | – | | – | – | – | – | 16 | – | – | – | – | | – | – | – | – | | – |
| 黄色鞭毛藻類 | *Dinobryon cylindricum* | 0～10 | | | | | | | | | | | | | | | | | | | | |
| | | 10～20 | – | | | | – | – | | | | – | – | | | | – | – | | | | – |
| | | 20～40 | – | – | | | – | – | – | | | – | – | – | | | – | – | – | | | – |
| | | 40～75 | – | – | – | | – | – | – | – | | – | – | – | – | | – | – | – | – | | – |
| | *Uroglena americana* | 0～10 | | 13,204 | | | 1,660 | | | | | | | | | | | | | | | |
| | | 10～20 | – | | | | – | – | | | | – | – | | | | – | – | | | | – |
| | | 20～40 | – | – | | | – | – | – | | | – | – | – | | | – | – | – | | | – |
| | | 40～75 | – | – | – | | – | – | – | – | | – | – | – | – | | – | – | – | – | | – |
| 褐色鞭毛藻類 | *Cryptomonas* sp. | 0～10 | | | | | 885 | | | | | 113 | | | | | | | | | | |
| | | 10～20 | – | | | | – | – | | | | – | – | | | | – | – | | | | – |
| | | 20～40 | – | – | | | – | – | – | | | – | – | – | | | – | – | – | | | – |
| | | 40～75 | – | – | – | | – | – | – | – | | – | – | – | – | | – | – | – | – | | – |

＊：地点ⅠとⅤは０～５ｍ

大山明彦・大前信輔・森田尚・太田滋規・金辻宏明・山本充孝・岡村貴司

## 付表 19-1　動物プランクトン計数結果（個体数/m³）

| 種名 | 採集層 (m) | 2012/4/16 | | | | | 2012/5/14 | | | | | 2012/6/11 | | | | | 2012/7/17 | | | | |
|---|---|---|---|---|---|---|---|---|---|---|---|---|---|---|---|---|---|---|---|---|---|
| | | Ⅰ＊ | Ⅱ | Ⅲ | Ⅳ | Ⅴ＊ | Ⅰ＊ | Ⅱ | Ⅲ | Ⅳ | Ⅴ＊ | Ⅰ＊ | Ⅱ | Ⅲ | Ⅳ | Ⅴ＊ | Ⅰ＊ | Ⅱ | Ⅲ | Ⅳ | Ⅴ＊ |
| *Codonella* spp. | 0～10 | | | | | | | | | | | | | | | | | | | | |
| | 10～20 | – | | | | – | – | | | | – | – | | | | – | – | | | | – |
| | 20～40 | – | – | | | – | – | – | | | – | – | – | | | – | – | – | | | – |
| | 40～75 | – | – | – | | – | – | – | – | | – | – | – | – | | – | – | – | – | | – |
| *Epistylis* sp. | 0～10 | | | | | | | | | | | | | | | | | | 2,264 | 10,940 | |
| | 10～20 | – | | | | – | – | | | | – | – | | | | – | – | 5,847 | 3,144 | | – |
| | 20～40 | – | – | | | – | – | – | | | – | – | – | | | – | – | – | | 75 | – |
| | 40～75 | – | – | – | | – | – | – | – | | – | – | – | – | | – | – | – | – | | – |
| *Raphidiophrys* sp. | 0～10 | | | | | | 134,555 | 30,180 | 13,833 | 79,853 | 99,344 | | | | | | | | | | |
| | 10～20 | – | | | | – | – | 44,139 | 17,354 | 59,984 | – | – | | | | – | – | | | | – |
| | 20～40 | – | – | | | – | – | – | 15,656 | 4,621 | – | – | – | 47 | | – | – | – | | | – |
| | 40～75 | – | – | – | | – | – | – | – | 22 | – | – | – | – | | – | – | – | – | | – |
| *Asplanchna* sp. | 0～10 | 755 | 4,904 | 16,222 | 4,904 | 3,773 | | 629 | | 629 | 2,515 | | | | | | 377 | 755 | 377 | 1,132 | 3,018 |
| | 10～20 | – | 377 | 7,545 | 1,132 | – | – | | | | – | – | | | | – | – | 189 | 1,006 | 1,509 | – |
| | 20～40 | – | – | 94 | 189 | – | – | – | | | – | – | – | | 38 | – | – | – | | 38 | – |
| | 40～75 | – | – | – | | – | – | – | – | | – | – | – | – | | – | – | – | – | 11 | – |
| *Brachionus angularis* | 0～10 | | | | | | | | | | | | | | | | | | | | |
| | 10～20 | – | | | | – | – | | | | – | – | | | | – | – | | | | – |
| | 20～40 | – | – | | | – | – | – | | | – | – | – | | | – | – | – | | | – |
| | 40～75 | – | – | – | | – | – | – | – | | – | – | – | – | | – | – | – | – | | – |
| *Brachionus calyciflorus* | 0～10 | 377 | | | | | 1,258 | | | | | | | | | 755 | 377 | | | | |
| | 10～20 | – | | | | – | – | | | | – | – | | | | – | – | | | | – |
| | 20～40 | – | – | | | – | – | – | | | – | – | – | | | – | – | – | | | – |
| | 40～75 | – | – | – | | – | – | – | – | | – | – | – | – | | – | – | – | – | | – |
| *Brachionus forficula* | 0～10 | | | | | | | | | | | | | | | | 1,132 | | | | |
| | 10～20 | – | | | | – | – | | | | – | – | | | | – | – | | | | – |
| | 20～40 | – | – | | | – | – | – | | | – | – | – | | | – | – | – | | | – |
| | 40～75 | – | – | – | | – | – | – | – | | – | – | – | – | | – | – | – | – | | – |
| *Conochiloides coenobasis* | 0～10 | | | | | | 16,348 | | | | | | | | | | | | | | |
| | 10～20 | – | | | | – | – | | | | – | – | | | | – | – | | | | – |
| | 20～40 | – | – | 47 | | – | – | – | | | – | – | – | | | – | – | – | | | – |
| | 40～75 | – | – | – | | – | – | – | – | | – | – | – | – | | – | – | – | – | | – |
| *Conochilus unicornis* | 0～10 | | 377 | | | | | 4,401 | 2,515 | 629 | 5,030 | | | | | | | | 377 | | |
| | 10～20 | – | 94 | 377 | 189 | – | – | 3,018 | | 377 | – | – | | | | – | – | | | | – |
| | 20～40 | – | – | 141 | 236 | – | – | – | 189 | | – | – | – | | | – | – | – | | | – |
| | 40～75 | – | – | – | | – | – | – | – | | – | – | – | – | | – | – | – | – | | – |
| *Filinia terminalis* | 0～10 | 126 | | 1,132 | | | | 8,174 | 9,431 | 8,803 | 8,803 | | | | | | | | | | |
| | 10～20 | – | | 377 | | – | – | 1,132 | 1,509 | 5,659 | – | – | 126 | 38 | 108 | – | – | | | | – |
| | 20～40 | – | – | 94 | | – | – | – | 189 | 283 | – | – | – | 94 | 38 | – | – | – | | | – |
| | 40～75 | – | – | – | 27 | – | – | – | – | 22 | – | – | – | – | 162 | – | – | – | – | 22 | – |
| *Kellicottia longispina* | 0～10 | 5,533 | 19,240 | 24,522 | 26,408 | 14,336 | 27,665 | 84,254 | 67,277 | 73,565 | 65,391 | 21,881 | 22,635 | 18,863 | 31,312 | 36,217 | 755 | 7,545 | 17,354 | 30,935 | 1,509 |
| | 10～20 | – | 4,621 | 32,821 | 11,318 | – | – | 11,695 | 8,300 | 6,413 | – | – | 1,635 | 302 | 970 | – | – | 9,620 | 2,515 | 880 | – |
| | 20～40 | – | – | 4,716 | 2,216 | – | – | – | | 755 | – | – | – | 94 | 113 | – | – | – | 75 | 75 | – |
| | 40～75 | – | – | – | 781 | – | – | – | – | 162 | – | – | – | – | 81 | – | – | – | – | 151 | – |
| *Keratella cochlearis* | 0～10 | 629 | | | | 377 | | | | 629 | 2,515 | | 1,258 | | | | 377 | | 1,886 | 755 | |
| | 10～20 | – | | | | – | – | | | | – | – | | | | – | – | | | | – |
| | 20～40 | – | – | | 47 | – | – | – | 189 | | – | – | – | | | – | – | – | 13 | | – |
| | 40～75 | – | – | – | | – | – | – | – | | – | – | – | – | | – | – | – | – | | – |
| *Keratella quadrata* | 0～10 | 126 | | | 377 | 377 | | | 2,515 | | 2,515 | 1,509 | 3,144 | 3,773 | 3,018 | 4,527 | 2,641 | 3,395 | 3,773 | 5,282 | 755 |
| | 10～20 | – | | 755 | 189 | – | – | | 377 | | – | – | 252 | 38 | 323 | – | – | 943 | 252 | 126 | – |
| | 20～40 | – | – | 47 | 47 | – | – | – | 943 | 189 | – | – | – | | 75 | – | – | – | 25 | 38 | – |
| | 40～75 | – | – | – | 27 | – | – | – | – | 11 | – | – | – | – | | – | – | – | – | 119 | – |

＊：地点ⅠとⅤは０～５ｍ

# 付表 19-2　動物プランクトン計数結果（個体数/m³）

| 種名 | 採集層 (m) | 2012/8/16 | | | | | 2012/9/12 | | | | | 2012/10/11 | | | | | 2012/11/19 | | | | |
|---|---|---|---|---|---|---|---|---|---|---|---|---|---|---|---|---|---|---|---|---|---|
| | | Ⅰ＊ | Ⅱ | Ⅲ | Ⅳ | Ⅴ＊ | Ⅰ＊ | Ⅱ | Ⅲ | Ⅳ | Ⅴ＊ | Ⅰ＊ | Ⅱ | Ⅲ | Ⅳ | Ⅴ＊ | Ⅰ＊ | Ⅱ | Ⅲ | Ⅳ | Ⅴ＊ |
| *Codonella* spp. | 0～10 | | | | | | | | | | | | | | | | | | | | |
| | 10～20 | – | | | | – | – | | | | – | – | | | | – | – | | | | – |
| | 20～40 | – | – | | | – | – | – | | | – | – | – | | | – | – | – | | | – |
| | 40～75 | – | – | – | | – | – | – | – | | – | – | – | – | | – | – | – | – | | – |
| *Epistylis* sp. | 0～10 | | | | | 1,886 | 3,018 | 6,791 | | 19,240 | 62,373 | 16,096 | | | | | | | | | |
| | 10～20 | – | 943 | 4,338 | 943 | – | – | | 3,773 | 5,282 | – | – | | | | – | – | | | | – |
| | 20～40 | – | – | 170 | | – | – | – | | | – | – | – | | | – | – | – | | | – |
| | 40～75 | – | – | – | 129 | – | – | – | – | 356 | – | – | – | – | | – | – | – | – | | – |
| *Raphidiophrys* sp. | 0～10 | 12,072 | | 16,977 | 26,408 | 33,199 | 1,509 | 1,886 | | 3,395 | | 3,018 | 4,904 | 8,300 | 5,282 | 10,563 | 12,827 | 24,522 | 19,617 | | 29,426 |
| | 10～20 | – | 16,033 | 1,226 | 6,225 | – | – | 755 | 1,132 | 1,132 | – | – | | 3,584 | 1,698 | – | – | 13,581 | 8,300 | 12,449 | – |
| | 20～40 | – | – | 6,432 | 3,395 | – | – | – | | 358 | – | – | – | 189 | 1,635 | – | – | – | 6,791 | 9,054 | – |
| | 40～75 | – | – | – | 571 | – | – | – | – | 356 | – | – | – | – | 172 | – | – | – | – | 582 | – |
| *Asplanchna* sp. | 0～10 | | | | | | | | | | | | 377 | | | | 1,509 | 6,413 | 8,300 | 5,659 | 6,791 |
| | 10～20 | – | | | | – | – | 755 | 755 | | – | – | | | | – | – | 1,509 | 4,150 | 3,773 | – |
| | 20～40 | – | – | | | – | – | – | | | – | – | – | 9 | 63 | – | – | – | 1,132 | 1,509 | – |
| | 40～75 | – | – | – | | – | – | – | – | | – | – | – | – | | – | – | – | – | | – |
| *Brachionus angularis* | 0～10 | | | | | | | | | | | 1,006 | | | | | | | | | |
| | 10～20 | – | | | | – | – | | | | – | – | | | | – | – | | | | – |
| | 20～40 | – | – | | | – | – | – | | | – | – | – | | | – | – | – | | | – |
| | 40～75 | – | – | – | | – | – | – | – | | – | – | – | – | | – | – | – | – | | – |
| *Brachionus calyciflorus* | 0～10 | 755 | | | | | 1,509 | | | | | | | | | | | | | | |
| | 10～20 | – | | | | – | – | | | | – | – | | | | – | – | | | | – |
| | 20～40 | – | – | | | – | – | – | | | – | – | – | | | – | – | – | | | – |
| | 40～75 | – | – | – | | – | – | – | – | | – | – | – | – | | – | – | – | – | | – |
| *Brachionus forficula* | 0～10 | | | | | | | | | | | | | | | | | | | | |
| | 10～20 | – | | | | – | – | | | | – | – | | | 189 | – | – | | | | – |
| | 20～40 | – | – | | | – | – | – | | | – | – | – | | | – | – | – | | | – |
| | 40～75 | – | – | – | | – | – | – | – | | – | – | – | – | | – | – | – | – | | – |
| *Conochiloides coenobasis* | 0～10 | 3,018 | | | | | 11,318 | | | 755 | | | | | | | | | | | |
| | 10～20 | – | | | | – | – | | 2,264 | 755 | – | – | | | | – | – | | | | – |
| | 20～40 | – | – | | | – | – | – | | | – | – | – | | | – | – | – | | | – |
| | 40～75 | – | – | – | | – | – | – | – | | – | – | – | – | | – | – | – | – | | – |
| *Conochilus unicornis* | 0～10 | 172,029 | 3,018 | 377 | 755 | 6,413 | | | 27,540 | 3,018 | 755 | 14,084 | | 189 | | | 10,563 | 38,480 | 22,258 | 37,726 | 30,180 |
| | 10～20 | – | 1,509 | 472 | 9,431 | – | – | 94,314 | 167,124 | 153,166 | – | – | 755 | 377 | 189 | – | – | 19,995 | 12,827 | 19,617 | – |
| | 20～40 | – | – | 302 | 126 | – | – | – | 1,622 | 604 | – | – | – | | 63 | – | – | – | 2,452 | 5,659 | – |
| | 40～75 | – | – | – | | – | – | – | – | 11 | – | – | – | – | | – | – | – | – | 70 | – |
| *Filinia terminalis* | 0～10 | | | | | | | | | | | | | | | | | | | | |
| | 10～20 | – | | | | – | – | | | | – | – | | | | – | – | | | | – |
| | 20～40 | – | – | | | – | – | – | 75 | | – | – | – | | | – | – | – | | | – |
| | 40～75 | – | – | – | 11 | – | – | – | – | | – | – | – | – | | – | – | – | – | | – |
| *Kellicottia longispina* | 0～10 | | 1,132 | | | | | | 2,641 | | | | | 2,264 | 377 | | 755 | | | 755 | |
| | 10～20 | – | 5,093 | 1,509 | 3,961 | – | – | 5,282 | 9,809 | 377 | – | – | 189 | 755 | 943 | – | – | | | | – |
| | 20～40 | – | – | 94 | 189 | – | – | – | 264 | 321 | – | – | – | 9 | 63 | – | – | – | | 189 | – |
| | 40～75 | – | – | – | 75 | – | – | – | – | 65 | – | – | – | – | 22 | – | – | – | – | 11 | – |
| *Keratella cochlearis* | 0～10 | | | | 377 | | | 377 | 1,509 | | | | | | | | | 377 | 377 | | |
| | 10～20 | – | 566 | 94 | | – | – | 755 | 377 | 377 | – | – | | 189 | | – | – | | | | – |
| | 20～40 | – | – | | 63 | – | – | – | 415 | 226 | – | – | – | | | – | – | – | | | – |
| | 40～75 | – | – | – | 32 | – | – | – | – | 205 | – | – | – | – | 16 | – | – | – | – | | – |
| *Keratella quadrata* | 0～10 | | | | | | | | | | | | | | | | | | | | |
| | 10～20 | – | 189 | 377 | 189 | – | – | | 377 | 377 | – | – | | | | – | – | | | | – |
| | 20～40 | – | – | 19 | | – | – | – | | | – | – | – | | | – | – | – | | | – |
| | 40～75 | – | – | – | 22 | – | – | – | – | | – | – | – | – | | – | – | – | – | | – |

＊：地点ⅠとⅤは０～５ｍ

大山明彦・大前信輔・森田尚・太田滋規・金辻宏明・山本充孝・岡村貴司

## 付表 19-3　動物プランクトン計数結果（個体数/m³）

| 種名 | 採集層 (m) | 2012/12/12 | | | | | 2013/1/16 | | | | | 2013/2/18 | | | | | 2013/3/12 | | | | |
|---|---|---|---|---|---|---|---|---|---|---|---|---|---|---|---|---|---|---|---|---|---|
| | | Ⅰ＊ | Ⅱ | Ⅲ | Ⅳ | Ⅴ＊ | Ⅰ＊ | Ⅱ | Ⅲ | Ⅳ | Ⅴ＊ | Ⅰ＊ | Ⅱ | Ⅲ | Ⅳ | Ⅴ＊ | Ⅰ＊ | Ⅱ | Ⅲ | Ⅳ | Ⅴ＊ |
| *Codonella* spp. | 0～10 | | | | | | 755 | | | | | | | | | | | | | | |
| | 10～20 | – | | | | – | – | | | | – | – | | | | – | – | | | | – |
| | 20～40 | – | – | | | – | – | – | | | – | – | – | | | – | – | – | | | – |
| | 40～75 | – | – | – | | – | – | – | – | | – | – | – | – | | – | – | – | – | | – |
| *Epistylis* sp. | 0～10 | 1,509 | | | | | | | | | | | | | | | | | | | |
| | 10～20 | – | | | | – | – | | | | – | – | | | | – | – | | | | – |
| | 20～40 | – | – | | | – | – | – | | | – | – | – | | | – | – | – | | | – |
| | 40～75 | – | – | – | | – | – | – | – | | – | – | – | – | | – | – | – | – | | – |
| *Raphidiophrys* sp. | 0～10 | 3,018 | 3,395 | | 4,150 | 9,054 | | 755 | | | | | | | | | | | | | |
| | 10～20 | – | 3,207 | | | – | – | | 126 | | – | – | | | | – | – | | | | – |
| | 20～40 | – | – | 377 | 2,829 | – | – | – | | | – | – | – | | | – | – | – | | | – |
| | 40～75 | – | – | – | 151 | – | – | – | – | | – | – | – | – | | – | – | – | – | | – |
| *Asplanchna* sp. | 0～10 | | 377 | 377 | 377 | | | | | | | | | | | | 189 | | 75 | | |
| | 10～20 | – | 189 | 189 | 377 | – | – | 189 | | 189 | – | – | 63 | | | – | – | | | | – |
| | 20～40 | – | – | | | – | – | – | | 189 | – | – | – | | | – | – | – | | 47 | – |
| | 40～75 | – | – | – | | – | – | – | – | | – | – | – | – | | – | – | – | – | | – |
| *Brachionus angularis* | 0～10 | | | | | | | | | | | | | | | | | | | | |
| | 10～20 | – | | | | – | – | | | | – | – | | | | – | – | | | | – |
| | 20～40 | – | – | | | – | – | – | | | – | – | – | | | – | – | – | | | – |
| | 40～75 | – | – | – | | – | – | – | – | | – | – | – | – | | – | – | – | – | | – |
| *Brachionus calyciflorus* | 0～10 | | | | | | | | | | | | 94 | | | | | | | | |
| | 10～20 | – | | | | – | – | | | | – | – | | | | – | – | | | | – |
| | 20～40 | – | – | | | – | – | – | | | – | – | – | | | – | – | – | | | – |
| | 40～75 | – | – | – | | – | – | – | – | | – | – | – | – | | – | – | – | – | | – |
| *Brachionus forficula* | 0～10 | | | | | | | | | | | | | | | | | | | | |
| | 10～20 | – | | | | – | – | | | | – | – | | | | – | – | | | | – |
| | 20～40 | – | – | | | – | – | – | | | – | – | – | | | – | – | – | | | – |
| | 40～75 | – | – | – | | – | – | – | – | | – | – | – | – | | – | – | – | – | | – |
| *Conochiloides coenobasis* | 0～10 | | | | 377 | | | | | | | | | | | | | | | | |
| | 10～20 | – | | | | – | – | | | | – | – | | | | – | – | | | | – |
| | 20～40 | – | – | | 189 | – | – | – | | | – | – | – | | | – | – | – | | | – |
| | 40～75 | – | – | – | | – | – | – | – | | – | – | – | | | – | – | – | | | – |
| *Conochilus unicornis* | 0～10 | 3,773 | 6,413 | 15,468 | 16,222 | 20,372 | | 3,018 | 3,018 | 6,036 | 5,282 | | 94 | 755 | 943 | 503 | 94 | | | | |
| | 10～20 | – | 3,018 | 5,847 | 7,922 | – | – | 943 | 1,132 | 3,207 | – | – | 126 | 283 | | – | – | | | | – |
| | 20～40 | – | – | 1,698 | 3,584 | – | – | – | 1,886 | 1,886 | – | – | – | 252 | 94 | – | – | – | 47 | 47 | – |
| | 40～75 | – | – | – | | – | – | – | – | 2,048 | – | – | – | – | 323 | – | – | – | – | | – |
| *Filinia terminalis* | 0～10 | | | | | | 377 | | | 377 | | | | | | | 283 | | 151 | | 377 |
| | 10～20 | – | | | | – | – | | | | – | – | | | | – | – | | 50 | | – |
| | 20～40 | – | – | | | – | – | – | | | – | – | – | 63 | | – | – | – | 47 | 47 | – |
| | 40～75 | – | – | – | | – | – | – | – | | – | – | – | – | 54 | – | – | – | – | | – |
| *Kellicottia longispina* | 0～10 | 377 | | | | | | | | 755 | 755 | | 189 | 377 | | 755 | 189 | | | | |
| | 10～20 | – | | | | – | – | | 126 | | – | – | 63 | 94 | | – | – | 151 | 75 | 226 | – |
| | 20～40 | – | – | | | – | – | – | 189 | | – | – | – | 63 | 94 | – | – | – | 47 | | – |
| | 40～75 | – | – | – | | – | – | – | – | 108 | – | – | – | – | 323 | – | – | – | – | 36 | – |
| *Keratella cochlearis* | 0～10 | 377 | | | | | | | | | | | | 189 | | | | | | | |
| | 10～20 | – | | | | – | – | | | | – | – | | 47 | | – | – | | | | – |
| | 20～40 | – | – | | | – | – | – | | | – | – | – | | | – | – | – | | | – |
| | 40～75 | – | – | – | 5 | – | – | – | – | | – | – | – | – | | – | – | – | – | | – |
| *Keratella quadrata* | 0～10 | | | | | | | | 189 | 377 | 1,509 | 126 | | | 189 | | | | | | |
| | 10～20 | – | | | | – | – | | 126 | | – | – | | | | – | – | | | | – |
| | 20～40 | – | – | | | – | – | – | | | – | – | – | 63 | | – | – | – | | | – |
| | 40～75 | – | – | – | | – | – | – | – | | – | – | – | – | | – | – | – | – | | – |

＊：地点ⅠとⅤは０～５ｍ

# 付表 19-4　動物プランクトン計数結果（個体数/m³）

| 種名 | 採集層 (m) | 2012/4/16 | | | | | 2012/5/14 | | | | | 2012/6/11 | | | | | 2012/7/17 | | | | |
|---|---|---|---|---|---|---|---|---|---|---|---|---|---|---|---|---|---|---|---|---|---|
| | | Ⅰ＊ | Ⅱ | Ⅲ | Ⅳ | Ⅴ＊ | Ⅰ＊ | Ⅱ | Ⅲ | Ⅳ | Ⅴ＊ | Ⅰ＊ | Ⅱ | Ⅲ | Ⅳ | Ⅴ＊ | Ⅰ＊ | Ⅱ | Ⅲ | Ⅳ | Ⅴ＊ |
| *Keratella* valga | 0～10 | | | | | | | | | | | 755 | | | | | | | | | |
| | 10～20 | – | | | | – | – | | | | – | – | | | | – | – | | | | – |
| | 20～40 | – | – | | | – | – | – | | | – | – | – | | | – | – | – | | | – |
| | 40～75 | – | – | – | | – | – | – | – | | – | – | – | – | | – | – | – | – | | – |
| *Ploesoma* sp. | 0～10 | 1,132 | 377 | 3,395 | 2,264 | 1,132 | 7,545 | 1,258 | 5,030 | 629 | 3,773 | | 629 | | 377 | | | | | 377 | |
| | 10～20 | – | | 377 | | – | – | 1,886 | 1,132 | | – | – | 377 | 2,150 | 1,078 | – | – | 189 | 252 | 252 | – |
| | 20～40 | – | – | 47 | | – | – | – | 943 | 94 | – | – | – | 896 | 1,584 | – | – | – | 226 | 434 | – |
| | 40～75 | – | – | – | 27 | – | – | – | – | | – | – | – | – | 54 | – | – | – | – | 11 | – |
| *Polyarthra vulgaris* | 0～10 | 629 | | | | | 1,258 | | 629 | 629 | 2,515 | 2,264 | 629 | 1,258 | 1,132 | | 1,132 | 377 | 377 | 755 | |
| | 10～20 | – | 189 | | | – | – | | | | – | – | | | | – | – | | | | – |
| | 20～40 | – | – | | | – | – | – | | | – | – | – | | | – | – | – | | | – |
| | 40～75 | – | – | – | | – | – | – | – | | – | – | – | – | | – | – | – | – | | – |
| *Synchaeta* sp. | 0～10 | 1,509 | 1,132 | | 377 | 3,018 | | 1,258 | 629 | | | 2,264 | 629 | | 377 | | 377 | 377 | | | |
| | 10～20 | – | 189 | | 189 | – | – | | | 377 | – | – | | | 54 | – | – | | | | – |
| | 20～40 | – | – | 189 | 47 | – | – | – | | | – | – | – | | 38 | – | – | – | | | – |
| | 40～75 | – | – | – | 27 | – | – | – | – | | – | – | – | – | | – | – | – | – | | – |
| *Testudinella patina* | 0～10 | | | | | | | | | | | | | | | | | | | | |
| | 10～20 | – | | | | – | – | | | | – | – | | | | – | – | | | | – |
| | 20～40 | – | – | | | – | – | – | | | – | – | – | | | – | – | – | | | – |
| | 40～75 | – | – | – | | – | – | – | – | | – | – | – | – | | – | – | – | – | | – |
| *Trichocerca* sp. | 0～10 | | | | | | | | | | | | | 1,258 | | | 28,294 | 11,318 | 8,300 | 4,150 | 3,395 |
| | 10～20 | – | | | | – | – | | | | – | – | 126 | | | – | – | 566 | 126 | 126 | – |
| | 20～40 | – | – | | | – | – | – | 189 | | – | – | – | | | – | – | – | 101 | 75 | – |
| | 40～75 | – | – | – | | – | – | – | – | | – | – | – | – | 54 | – | – | – | – | 269 | – |
| *Trichocerca cylindrica* | 0～10 | | | | | | | | | | | | | | | | 1,132 | 377 | 377 | 377 | |
| | 10～20 | – | | | | – | – | | | | – | – | | | | – | – | | | | – |
| | 20～40 | – | – | | | – | – | – | | | – | – | – | | | – | – | – | | 19 | – |
| | 40～75 | – | – | – | | – | – | – | – | | – | – | – | – | | – | – | – | – | 22 | – |
| *Alona* sp. | 0～10 | | | | | | | | | | | | | | | | | | | | |
| | 10～20 | – | | | | – | – | | | | – | – | | | | – | – | | | | – |
| | 20～40 | – | – | | | – | – | – | | | – | – | – | | | – | – | – | | | – |
| | 40～75 | – | – | – | | – | – | – | – | | – | – | – | – | | – | – | – | – | | – |
| *Bosmina fatalis* | 0～10 | | | | | | | | | | | | | | | | | | | | |
| | 10～20 | – | | | | – | – | | | | – | – | | | | – | – | | | | – |
| | 20～40 | – | – | | | – | – | – | | | – | – | – | | | – | – | – | | | – |
| | 40～75 | – | – | – | | – | – | – | – | | – | – | – | – | | – | – | – | – | | – |
| *Bosmina longirostris* | 0～10 | 126 | 2,264 | 9,431 | 7,545 | 6,036 | 6,288 | 27,665 | 17,605 | 19,492 | 65,391 | | 1,258 | 113 | | | 377 | | | | |
| | 10～20 | – | 377 | 1,132 | 377 | – | – | 4,527 | 12,449 | 6,791 | – | – | 126 | | | – | – | 189 | 126 | 126 | – |
| | 20～40 | – | – | 283 | | – | – | – | 943 | 472 | – | – | – | 566 | 1,811 | – | – | – | 25 | 57 | – |
| | 40～75 | – | – | – | | – | – | – | – | 32 | – | – | – | – | 728 | – | – | – | – | | – |
| *Chydorus sphaericus* | 0～10 | | | | | | | | | | | | | | | | | | | | |
| | 10～20 | – | | | | – | – | | | | – | – | | | | – | – | | | | – |
| | 20～40 | – | – | | | – | – | – | | | – | – | – | | | – | – | – | | 19 | – |
| | 40～75 | – | – | – | | – | – | – | – | | – | – | – | – | | – | – | – | – | | – |
| *Daphnia galeata* | 0～10 | | 755 | 755 | 377 | | | 4,401 | 14,461 | 4,401 | 1,258 | 6,791 | 19,492 | 20,120 | 1,886 | 6,036 | 3,395 | 10,940 | 10,940 | 8,677 | 9,809 |
| | 10～20 | – | | | | – | – | | 755 | 377 | – | – | 2,264 | 113 | 162 | – | – | 377 | 377 | 126 | – |
| | 20～40 | – | – | | | – | – | – | 566 | 94 | – | – | – | 990 | | – | – | – | 113 | 132 | – |
| | 40～75 | – | – | – | | – | – | – | – | 32 | – | – | – | – | 27 | – | – | – | – | 183 | – |
| *Daphnia longispina* | 0～10 | | 377 | 755 | | | | | 629 | | | | 1,258 | 3,144 | 377 | | | | | | |
| | 10～20 | – | | | | – | – | 377 | | | – | – | 503 | | | – | – | | | | – |
| | 20～40 | – | – | | | – | – | – | 189 | | – | – | – | | | – | – | – | | | – |
| | 40～75 | – | – | – | | – | – | – | – | | – | – | – | – | 27 | – | – | – | – | | – |

＊：地点ⅠとⅤは０～５ｍ

大山明彦・大前信輔・森田尚・太田滋規・金辻宏明・山本充孝・岡村貴司

## 付表 19-5　動物プランクトン計数結果（個体数/m³）

| 種名 | 採集層 (m) | 2012/8/16 | | | | | 2012/9/12 | | | | | 2012/10/11 | | | | | 2012/11/19 | | | | |
|---|---|---|---|---|---|---|---|---|---|---|---|---|---|---|---|---|---|---|---|---|---|
| | | Ⅰ＊ | Ⅱ | Ⅲ | Ⅳ | Ⅴ＊ | Ⅰ＊ | Ⅱ | Ⅲ | Ⅳ | Ⅴ＊ | Ⅰ＊ | Ⅱ | Ⅲ | Ⅳ | Ⅴ＊ | Ⅰ＊ | Ⅱ | Ⅲ | Ⅳ | Ⅴ＊ |
| *Keratella* valga | 0～10 | | | | | | | | | | | | | | | | | | | | |
| | 10～20 | – | | | | – | – | | | | – | – | | | | – | – | | | | – |
| | 20～40 | – | – | | | – | – | – | | | – | – | – | | | – | – | – | | | – |
| | 40～75 | – | – | – | | – | – | – | – | | – | – | – | – | | – | – | – | – | | – |
| *Ploesoma* sp. | 0～10 | | | | | | | | | 377 | 2,012 | 2,012 | | | | | 5,282 | | | | |
| | 10～20 | – | | | | – | – | 1,132 | 755 | 377 | – | – | | | | – | – | | | | – |
| | 20～40 | – | – | 132 | 189 | – | – | – | 490 | 830 | – | – | – | 9 | 126 | – | – | – | | | – |
| | 40～75 | – | – | – | | – | – | – | – | 11 | – | – | – | – | 5 | – | – | – | – | | – |
| *Polyarthra vulgaris* | 0～10 | | | | | | | | | | | 1,006 | | | | | 755 | | | | |
| | 10～20 | – | | | | – | – | | | | – | – | | | | – | – | | | | – |
| | 20～40 | – | – | | | – | – | – | | | – | – | – | | | – | – | – | | | – |
| | 40～75 | – | – | – | | – | – | – | – | 11 | – | – | – | – | | – | – | – | – | | – |
| *Synchaeta* sp. | 0～10 | 2,264 | | | | | | | | | 503 | 82,493 | | | | | 1,509 | | | | |
| | 10～20 | – | | | | – | – | | | | – | – | | | | – | – | | | | – |
| | 20～40 | – | – | | | – | – | – | | | – | – | – | | | – | – | – | | | – |
| | 40～75 | – | – | – | | – | – | – | – | | – | – | – | – | | – | – | – | – | | – |
| *Testudinella patina* | 0～10 | | | | | | 755 | | | | | | | | | | | | | | |
| | 10～20 | – | | | | – | – | | | | – | – | | | | – | – | | | | – |
| | 20～40 | – | – | | | – | – | – | | | – | – | – | | | – | – | – | | | – |
| | 40～75 | – | – | – | | – | – | – | – | | – | – | – | – | | – | – | – | – | | – |
| *Trichocerca* sp. | 0～10 | | | | | | | | | | | | | | | | | 377 | 377 | 377 | |
| | 10～20 | – | | | | – | – | | | | – | – | | 189 | | – | – | | | | – |
| | 20～40 | – | – | | | – | – | – | | | – | – | – | | | – | – | – | | | – |
| | 40～75 | – | – | – | | – | – | – | – | | – | – | – | – | | – | – | – | – | | – |
| *Trichocerca cylindrica* | 0～10 | | | | | | | | | | | | | | | | | 377 | | | |
| | 10～20 | – | | | | – | – | | | | – | – | | | | – | – | | | | – |
| | 20～40 | – | – | | | – | – | – | | | – | – | – | | | – | – | – | | | – |
| | 40～75 | – | – | – | | – | – | – | – | 11 | – | – | – | – | | – | – | – | – | 5 | – |
| *Alona* sp. | 0～10 | | | | | | | | | | | | | | | | | | | | |
| | 10～20 | – | | 94 | | – | – | | | | – | – | | | | – | – | | | | – |
| | 20～40 | – | – | | | – | – | – | | | – | – | – | | | – | – | – | | | – |
| | 40～75 | – | – | – | | – | – | – | – | | – | – | – | – | | – | – | – | – | | – |
| *Bosmina fatalis* | 0～10 | | | | | | | | | | | 4,024 | 1,509 | | | | | | | | |
| | 10～20 | – | | | | – | – | | | | – | – | | | | – | – | | | | – |
| | 20～40 | – | – | | | – | – | – | | | – | – | – | 9 | | – | – | – | | | – |
| | 40～75 | – | – | – | | – | – | – | – | | – | – | – | – | | – | – | – | – | | – |
| *Bosmina longirostris* | 0～10 | | 377 | | 1,132 | | | | | | | 2,012 | | | 377 | | 1,509 | 755 | | 377 | |
| | 10～20 | – | 3,584 | 849 | 2,264 | – | – | 1,132 | 1,509 | 755 | – | – | | | 189 | – | – | 377 | | | – |
| | 20～40 | – | – | 19 | 126 | – | – | – | | 38 | – | – | – | | | – | – | – | 94 | | – |
| | 40～75 | – | – | – | 11 | – | – | – | – | 11 | – | – | – | – | 5 | – | – | – | – | | – |
| *Chydorus sphaericus* | 0～10 | | | | | | 755 | | 377 | 377 | | | | | | | | | | | |
| | 10～20 | – | | | | – | – | | | | – | – | | | | – | – | | | | – |
| | 20～40 | – | – | | | – | – | – | | 19 | – | – | – | | | – | – | – | | | – |
| | 40～75 | – | – | – | | – | – | – | – | | – | – | – | – | | – | – | – | – | | – |
| *Daphnia galeata* | 0～10 | | 5,282 | 3,395 | 6,036 | | | | 1,132 | 377 | | 4,024 | 2,641 | 3,773 | 3,395 | | 755 | 1,509 | 755 | 755 | |
| | 10～20 | – | 1,132 | 1,981 | 1,132 | – | – | 1,132 | 377 | 755 | – | – | | | | – | – | | | | – |
| | 20～40 | – | – | 226 | 314 | – | – | – | | 113 | – | – | – | | | – | – | – | | | – |
| | 40～75 | – | – | – | 65 | – | – | – | – | 11 | – | – | – | – | 16 | – | – | – | – | 11 | – |
| *Daphnia longispina* | 0～10 | | 755 | 377 | 377 | | | | | | | | | | | | | | 377 | | |
| | 10～20 | – | | | 189 | – | – | 377 | | 377 | – | – | | | | – | – | | | | – |
| | 20～40 | – | – | | | – | – | – | | | – | – | – | | | – | – | – | | | – |
| | 40～75 | – | – | – | 11 | – | – | – | – | | – | – | – | – | | – | – | – | – | | – |

＊：地点ⅠとⅤは０～５ｍ

# 付表 19-6　動物プランクトン計数結果（個体数/m³）

| 種名 | 採集層 (m) | 2012/12/12 | | | | | 2013/1/16 | | | | | 2013/2/18 | | | | | 2013/3/12 | | | | |
|---|---|---|---|---|---|---|---|---|---|---|---|---|---|---|---|---|---|---|---|---|---|
| | | Ⅰ＊ | Ⅱ | Ⅲ | Ⅳ | Ⅴ＊ | Ⅰ＊ | Ⅱ | Ⅲ | Ⅳ | Ⅴ＊ | Ⅰ＊ | Ⅱ | Ⅲ | Ⅳ | Ⅴ＊ | Ⅰ＊ | Ⅱ | Ⅲ | Ⅳ | Ⅴ＊ |
| *Keratella* valga | 0～10 | | | | | | | | | | | | | | | | | | | | |
| | 10～20 | – | | | | – | – | | | | – | – | | | | – | – | | | | – |
| | 20～40 | – | – | | | – | – | – | | | – | – | – | | | – | – | – | | | – |
| | 40～75 | – | – | – | | – | – | – | – | | – | – | – | – | | – | – | – | – | | – |
| *Ploesoma* sp. | 0～10 | | 377 | | 1,132 | 3,018 | 377 | | 377 | | 755 | 377 | | 189 | | | | | 75 | | |
| | 10～20 | – | | | 377 | – | – | 189 | | | – | – | 189 | 47 | | – | – | | | | – |
| | 20～40 | – | – | | 189 | – | – | – | 189 | 377 | – | – | – | | 94 | – | – | – | 47 | | – |
| | 40～75 | – | – | – | | – | – | – | – | 108 | – | – | – | – | | – | – | – | – | | – |
| *Polyarthra vulgaris* | 0～10 | 755 | | | | | 755 | | 189 | 1,132 | 755 | 503 | 189 | 189 | 189 | 755 | 1,981 | | 226 | 755 | 755 |
| | 10～20 | – | | | | – | – | | | | – | – | | 47 | | – | – | | | 75 | – |
| | 20～40 | – | – | | | – | – | – | | 189 | – | – | – | | | – | – | – | | 141 | – |
| | 40～75 | – | – | – | | – | – | – | – | | – | – | – | – | | – | – | – | – | 36 | – |
| *Synchaeta* sp. | 0～10 | 755 | | 377 | | | 2,264 | 1,132 | 2,075 | 1,886 | 4,527 | 629 | 472 | 189 | 755 | 252 | 283 | 377 | 226 | | 377 |
| | 10～20 | – | 189 | 189 | 377 | – | – | 377 | 377 | 2,075 | – | – | 440 | 47 | 503 | – | – | | 101 | 151 | – |
| | 20～40 | – | – | | 377 | – | – | – | 1,698 | 1,132 | – | – | – | 63 | 189 | – | – | – | | 47 | – |
| | 40～75 | – | – | – | | – | – | – | – | 970 | – | – | – | – | 54 | – | – | – | – | 252 | – |
| *Testudinella patina* | 0～10 | | | | | | | | | | | | | | | | | | | | |
| | 10～20 | – | | | | – | – | | | | – | – | | | | – | – | | | | – |
| | 20～40 | – | – | | | – | – | – | | | – | – | – | | | – | – | – | | | – |
| | 40～75 | – | – | – | | – | – | – | – | | – | – | – | – | | – | – | – | – | | – |
| *Trichocerca* sp. | 0～10 | | | | | 755 | | | | | | | | | | | | | | | |
| | 10～20 | – | | | | – | – | | | | – | – | | | | – | – | | | | – |
| | 20～40 | – | – | | | – | – | – | | | – | – | – | | | – | – | – | | | – |
| | 40～75 | – | – | – | | – | – | – | – | 108 | – | – | – | – | | – | – | – | – | | – |
| *Trichocerca cylindrica* | 0～10 | | | | | | | | | | | | | | | | | | | | |
| | 10～20 | – | | | | – | – | | | | – | – | | | | – | – | | | | – |
| | 20～40 | – | – | | | – | – | – | | | – | – | – | | | – | – | – | | | – |
| | 40～75 | – | – | – | | – | – | – | – | | – | – | – | – | | – | – | – | – | | – |
| *Alona* sp. | 0～10 | | | | | | | | | | | | | | | | | | | | |
| | 10～20 | – | | | | – | – | | | | – | – | | | | – | – | | | | – |
| | 20～40 | – | – | | | – | – | – | | | – | – | – | | | – | – | – | | | – |
| | 40～75 | – | – | – | | – | – | – | – | | – | – | – | – | | – | – | – | – | | – |
| *Bosmina fatalis* | 0～10 | | | | | | | | | | | | | | | | | | | | |
| | 10～20 | – | | | | – | – | | | | – | – | | | | – | – | | | | – |
| | 20～40 | – | – | | | – | – | – | | | – | – | – | | | – | – | – | | | – |
| | 40～75 | – | – | – | | – | – | – | – | | – | – | – | – | | – | – | – | – | | – |
| *Bosmina longirostris* | 0～10 | 377 | 755 | 755 | | 3,018 | 755 | 1,132 | 377 | 377 | 755 | | 94 | 189 | | 503 | | 94 | | | |
| | 10～20 | – | 566 | 377 | 755 | – | – | 189 | 126 | 566 | – | – | 126 | 94 | | – | – | | 50 | | – |
| | 20～40 | – | – | | 189 | – | – | – | 943 | 566 | – | – | – | | 94 | – | – | – | 47 | | – |
| | 40～75 | – | – | – | 5 | – | – | – | – | 108 | – | – | – | – | | – | – | – | – | 72 | – |
| *Chydorus sphaericus* | 0～10 | | | | | | | | | | | | | | | | 94 | | | | |
| | 10～20 | – | | | | – | – | | | | – | – | | | | – | – | | | | – |
| | 20～40 | – | – | | | – | – | – | | | – | – | – | | | – | – | – | | | – |
| | 40～75 | – | – | – | | – | – | – | – | | – | – | – | – | | – | – | – | – | | – |
| *Daphnia galeata* | 0～10 | 377 | 377 | 755 | 755 | 3,018 | 377 | 377 | 377 | 755 | | | | 189 | 566 | 503 | 94 | 189 | 151 | 189 | 1,509 |
| | 10～20 | – | | 189 | 755 | – | – | 755 | 126 | | – | – | 126 | 330 | 377 | – | – | 113 | 50 | 151 | – |
| | 20～40 | – | – | | 189 | – | – | – | | 566 | – | – | – | 63 | 189 | – | – | – | 189 | 189 | – |
| | 40～75 | – | – | – | 11 | – | – | – | – | 431 | – | – | – | – | 108 | – | – | – | – | 144 | – |
| *Daphnia longispina* | 0～10 | | | | | | | | 189 | 377 | | | | | | | | | | | |
| | 10～20 | – | | | | – | – | | | | – | – | | | | – | – | | | | – |
| | 20～40 | – | – | | | – | – | – | | | – | – | – | | | – | – | – | | | – |
| | 40～75 | – | – | – | | – | – | – | – | 108 | – | – | – | – | | – | – | – | – | | – |

＊：地点ⅠとⅤは０～５ｍ

大山明彦・大前信輔・森田尚・太田滋規・金辻宏明・山本充孝・岡村貴司

## 付表 19-7　動物プランクトン計数結果（個体数/m³）

| 種名 | 採集層 (m) | 2012/4/16 | | | | | 2012/5/14 | | | | | 2012/6/11 | | | | | 2012/7/17 | | | | |
|---|---|---|---|---|---|---|---|---|---|---|---|---|---|---|---|---|---|---|---|---|---|
| | | Ⅰ＊ | Ⅱ | Ⅲ | Ⅳ | Ⅴ＊ | Ⅰ＊ | Ⅱ | Ⅲ | Ⅳ | Ⅴ＊ | Ⅰ＊ | Ⅱ | Ⅲ | Ⅳ | Ⅴ＊ | Ⅰ＊ | Ⅱ | Ⅲ | Ⅳ | Ⅴ＊ |
| *Daphnia pulicaria* | 0～10 | | | | | | | | | 629 | | | | | | | | | | | |
| | 10～20 | – | | | | – | – | | | | – | – | 252 | 38 | | – | – | | 252 | | – |
| | 20～40 | – | – | | | – | – | – | | | – | – | – | 47 | | – | – | – | | 19 | – |
| | 40～75 | – | – | – | 27 | – | – | – | – | | – | – | – | – | 27 | – | – | – | – | | – |
| *Daphnia similis* | 0～10 | | | | | | | | | | | | | | | | | | | | |
| | 10～20 | – | | | | – | – | | | | – | – | | | | – | – | | | | – |
| | 20～40 | – | – | | | – | – | – | | | – | – | – | | | – | – | – | | | – |
| | 40～75 | – | – | – | | – | – | – | – | | – | – | – | – | | – | – | – | – | | – |
| *Daphnia* sp. | 0～10 | | | | | | | | | | | | | | | | | | | | |
| | 10～20 | – | | | | – | – | | | | – | – | | | | – | – | | | | – |
| | 20～40 | – | – | | | – | – | – | | | – | – | – | | | – | – | – | | | – |
| | 40～75 | – | – | – | | – | – | – | – | | – | – | – | – | | – | – | – | – | | – |
| *Diaphanosoma brachyurum* | 0～10 | | | | | | | | | | | | | | | | | | 755 | | 377 |
| | 10～20 | – | | | | – | – | | | | – | – | | | | – | – | | | | – |
| | 20～40 | – | – | | | – | – | – | | | – | – | – | | | – | – | – | | | – |
| | 40～75 | – | – | – | | – | – | – | – | | – | – | – | – | | – | – | – | – | | – |
| *Sida crystallina* | 0～10 | | | | | | | | | 629 | | | | | | | | | | | |
| | 10～20 | – | | | | – | – | | | | – | – | | | | – | – | | | | – |
| | 20～40 | – | – | | | – | – | – | | | – | – | – | | | – | – | – | | | – |
| | 40～75 | – | – | – | | – | – | – | – | | – | – | – | – | | – | – | – | – | | – |
| *Leptodora kindtti* | 0～10 | | | | | | | | 629 | | | 755 | 629 | 629 | 377 | 755 | | | | | |
| | 10～20 | – | | | | – | – | | | | – | – | | | | – | – | 189 | | | – |
| | 20～40 | – | – | | | – | – | – | | | – | – | – | | | – | – | – | | | – |
| | 40～75 | – | – | – | | – | – | – | – | | – | – | – | – | | – | – | – | – | | – |
| Copepodid | 0～10 | 126 | 8,677 | 28,671 | 13,958 | 377 | 1,258 | 10,060 | 17,605 | 25,150 | 10,060 | 25,653 | 15,090 | 42,127 | 12,449 | 36,217 | 5,659 | 4,150 | 5,282 | 8,300 | 5,282 |
| | 10～20 | – | 1,792 | 13,204 | 4,150 | – | – | 4,150 | 6,413 | 2,641 | – | – | 3,144 | 1,056 | 2,264 | – | – | 6,602 | 4,904 | 5,156 | – |
| | 20～40 | – | – | 519 | 141 | – | – | – | 2,829 | 94 | – | – | – | 424 | 226 | – | – | – | 25 | 245 | – |
| | 40～75 | – | – | – | 135 | – | – | – | – | 11 | – | – | – | – | 54 | – | – | – | – | 22 | – |
| *Cyclops vicinus* | 0～10 | | | | | | | 629 | | 1,886 | | | | | | | | | | 1,132 | |
| | 10～20 | – | | | 377 | – | – | | 755 | 755 | – | – | 252 | 226 | | – | – | | 377 | | – |
| | 20～40 | – | – | 141 | 94 | – | – | – | 377 | 377 | – | – | – | 424 | 226 | – | – | – | 553 | 490 | – |
| | 40～75 | – | – | – | 781 | – | – | – | – | 356 | – | – | – | – | 296 | – | – | – | – | 172 | – |
| *Eodiaptomus japonicus* | 0～10 | | 377 | 755 | 5,282 | | | 3,144 | 13,833 | 15,719 | 1,258 | 755 | 8,803 | 13,833 | 7,545 | 12,072 | 4,150 | 7,545 | 3,395 | 8,677 | 755 |
| | 10～20 | – | 94 | | 943 | – | – | 2,264 | 4,904 | 1,886 | – | – | 5,533 | 717 | 1,778 | – | – | 8,300 | 5,030 | 6,036 | – |
| | 20～40 | – | – | 519 | 896 | – | – | – | 1,886 | | – | – | – | 94 | 75 | – | – | – | 377 | 622 | – |
| | 40～75 | – | – | – | 674 | – | – | – | – | 11 | – | – | – | – | 27 | – | – | – | – | 54 | – |
| *Mesocyclops leuckarti* | 0～10 | | | | 755 | | | | | | | | | 629 | | | | 377 | | | |
| | 10～20 | – | | 377 | | – | – | | | 377 | – | – | 252 | | | – | – | 755 | | | – |
| | 20～40 | – | – | | | – | – | – | | | – | – | – | | 38 | – | – | – | | | – |
| | 40～75 | – | – | – | | – | – | – | – | | – | – | – | – | 27 | – | – | – | – | | – |
| Nauplius | 0～10 | 755 | 18,863 | 35,839 | 66,397 | 19,995 | 22,635 | 69,792 | 62,247 | 63,505 | 89,284 | 32,444 | 30,180 | 23,893 | 5,282 | 15,090 | 28,671 | 11,695 | 18,486 | 21,504 | 22,258 |
| | 10～20 | – | 755 | 6,036 | 10,940 | – | – | 8,300 | 12,827 | 13,581 | – | – | 629 | 340 | 755 | – | – | 1,320 | 377 | 377 | – |
| | 20～40 | – | – | 849 | 849 | – | – | – | 4,150 | 943 | – | – | – | 1,273 | 38 | – | – | – | 63 | 113 | – |
| | 40～75 | – | – | – | 296 | – | – | – | – | 205 | – | – | – | – | 54 | – | – | – | – | 582 | – |
| Gammaridea | 0～10 | | | | | | | | | | | | | | | | | | | | |
| | 10～20 | – | | | | – | – | | | | – | – | | | | – | – | | | | – |
| | 20～40 | – | – | | | – | – | – | | | – | – | – | | | – | – | – | | | – |
| | 40～75 | – | – | – | | – | – | – | – | | – | – | – | – | | – | – | – | – | | – |

＊：地点ⅠとⅤは０～５ｍ

# 付表 19-8　動物プランクトン計数結果（個体数/m³）

| 種名 | 採集層 (m) | 2012/8/16 | | | | | 2012/9/12 | | | | | 2012/10/11 | | | | | 2012/11/19 | | | | |
|---|---|---|---|---|---|---|---|---|---|---|---|---|---|---|---|---|---|---|---|---|---|
| | | Ⅰ＊ | Ⅱ | Ⅲ | Ⅳ | Ⅴ＊ | Ⅰ＊ | Ⅱ | Ⅲ | Ⅳ | Ⅴ＊ | Ⅰ＊ | Ⅱ | Ⅲ | Ⅳ | Ⅴ＊ | Ⅰ＊ | Ⅱ | Ⅲ | Ⅳ | Ⅴ＊ |
| *Daphnia pulicaria* | 0～10 | | | | | | | | | | | | | | 377 | | | | | | |
| | 10～20 | – | | | | – | – | | | | – | – | | | | – | – | | | | – |
| | 20～40 | – | – | 19 | | – | – | – | 38 | 38 | – | – | – | | 63 | – | – | – | | 189 | – |
| | 40～75 | – | – | – | | – | – | – | – | | – | – | – | – | | – | – | – | – | 16 | – |
| *Daphnia similis* | 0～10 | | | | | | | | | | | | | | | | | | | | |
| | 10～20 | – | | | | – | – | | | | – | – | | | | – | – | | | | – |
| | 20～40 | – | – | | | – | – | – | | | – | – | – | | | – | – | – | | | – |
| | 40～75 | – | – | – | | – | – | – | – | | – | – | – | – | | – | – | – | – | | – |
| *Daphnia* sp. | 0～10 | | | | | | | | | | | | | | | | | 377 | | | |
| | 10～20 | – | | | | – | – | | | | – | – | | | | – | – | | | | – |
| | 20～40 | – | – | | | – | – | – | | | – | – | – | | | – | – | – | | | – |
| | 40～75 | – | – | – | | – | – | – | – | | – | – | – | – | | – | – | – | – | | – |
| *Diaphanosoma brachyurum* | 0～10 | 1,509 | 755 | | | | | | | | 252 | 4,024 | 9,809 | 4,904 | 7,545 | 3,773 | | 377 | 3,395 | 1,509 | 755 |
| | 10～20 | – | | | | – | – | | | | – | – | 1,509 | 755 | 943 | – | – | | 4,150 | 1,886 | – |
| | 20～40 | – | – | | | – | – | – | | | – | – | – | 9 | | – | – | – | 94 | 755 | – |
| | 40～75 | – | – | – | | – | – | – | – | | – | – | – | – | 5 | – | – | – | – | 11 | – |
| *Sida crystallina* | 0～10 | | | | | | | | | | | | | | | | | | | | |
| | 10～20 | – | | | | – | – | | | | – | – | | | | – | – | | | | – |
| | 20～40 | – | – | | | – | – | – | | | – | – | – | | | – | – | – | | | – |
| | 40～75 | – | – | – | | – | – | – | – | | – | – | – | – | | – | – | – | – | | – |
| *Leptodora kindtti* | 0～10 | | | | | | | | | | | | | | | | | | | | |
| | 10～20 | – | | | | – | – | | | | – | – | | | | – | – | | | | – |
| | 20～40 | – | – | | | – | – | – | 38 | | – | – | – | | | – | – | – | | | – |
| | 40～75 | – | – | – | | – | – | – | – | | – | – | – | – | | – | – | – | – | | – |
| Copepodid | 0～10 | 82,996 | 16,977 | 10,940 | 12,072 | 5,282 | 6,791 | 18,486 | 24,899 | 19,617 | 755 | 53,319 | 24,144 | 16,222 | 17,354 | 4,527 | 5,282 | 9,054 | 12,072 | 10,186 | 3,018 |
| | 10～20 | – | 3,961 | 2,264 | 3,395 | – | – | 17,354 | 6,791 | 5,282 | – | – | 11,884 | 10,940 | 11,695 | – | – | 6,413 | 12,827 | 8,677 | – |
| | 20～40 | – | – | 38 | 440 | – | – | – | 302 | 170 | – | – | – | 236 | 4,150 | – | – | – | 4,150 | 2,452 | – |
| | 40～75 | – | – | – | 65 | – | – | – | – | 11 | – | – | – | – | 27 | – | – | – | – | 11 | – |
| *Cyclops vicinus* | 0～10 | 755 | | | | | | | | | | | 377 | 377 | | | | | | | |
| | 10～20 | – | | | 189 | – | – | | | 377 | – | – | 189 | | | – | – | | | | – |
| | 20～40 | – | – | | 314 | – | – | – | 75 | 415 | – | – | – | 207 | 314 | – | – | – | 94 | | – |
| | 40～75 | – | – | – | 205 | – | – | – | – | 129 | – | – | – | – | 54 | – | – | – | – | | – |
| *Eodiaptomus japonicus* | 0～10 | 6,036 | 6,413 | 7,545 | 6,791 | | 1,509 | 10,940 | 7,922 | 4,527 | | 25,150 | 12,072 | 13,204 | 11,318 | 3,018 | | 1,509 | 4,150 | 7,545 | |
| | 10～20 | – | 4,716 | 2,924 | 2,641 | – | – | 5,659 | 1,509 | 2,641 | – | – | 3,773 | 3,961 | 6,225 | – | – | 1,886 | 9,431 | 6,036 | – |
| | 20～40 | – | – | 226 | 189 | – | – | – | 264 | 377 | – | – | – | 104 | 817 | – | – | – | 1,886 | 1,509 | – |
| | 40～75 | – | – | – | 11 | – | – | – | – | | – | – | – | – | 27 | – | – | – | – | | – |
| *Mesocyclops leuckarti* | 0～10 | | 4,527 | 4,527 | 1,886 | 377 | 755 | 3,018 | 377 | 377 | 252 | | | 3,395 | 2,641 | | | | | | |
| | 10～20 | – | 189 | 189 | 1,698 | – | – | | | 377 | – | – | 377 | 566 | 755 | – | – | | 1,132 | | – |
| | 20～40 | – | – | 38 | | – | – | – | 38 | 19 | – | – | – | | 63 | – | – | – | 94 | | – |
| | 40～75 | – | – | – | 43 | – | – | – | – | | – | – | – | – | 5 | – | – | – | – | | – |
| Nauplius | 0～10 | 21,126 | 24,899 | 29,049 | 19,617 | 57,720 | 121,476 | 44,139 | 45,271 | 47,912 | 27,162 | 113,680 | 67,529 | 84,128 | 81,487 | 64,888 | 63,379 | 67,529 | 65,265 | 43,384 | 62,625 |
| | 10～20 | – | 4,150 | 1,981 | 1,320 | – | – | 14,713 | 9,431 | 4,527 | – | – | 4,150 | 4,527 | 6,979 | – | – | 18,108 | 15,845 | 13,581 | – |
| | 20～40 | – | – | 377 | 5,785 | – | – | – | 113 | 170 | – | – | – | 141 | 692 | – | – | – | 3,490 | 2,264 | – |
| | 40～75 | – | – | – | 65 | – | – | – | – | 86 | – | – | – | – | 205 | – | – | – | – | 49 | – |
| Gammaridea | 0～10 | | | | | | | | | | | | | | | | | | | | |
| | 10～20 | – | | | | – | – | | | 377 | – | – | | | | – | – | | | | – |
| | 20～40 | – | – | | | – | – | – | | 19 | – | – | – | 113 | | – | – | – | | | – |
| | 40～75 | – | – | – | | – | – | – | – | 11 | – | – | – | – | 38 | – | – | – | – | 183 | – |

＊：地点ⅠとⅤは０～５ｍ

大山明彦・大前信輔・森田尚・太田滋規・金辻宏明・山本充孝・岡村貴司

## 付表 19-9　動物プランクトン計数結果（個体数/m³）

| 種名 | 採集層 (m) | 2012/12/12 | | | | | 2013/1/16 | | | | | 2013/2/18 | | | | | 2013/3/12 | | | | |
|---|---|---|---|---|---|---|---|---|---|---|---|---|---|---|---|---|---|---|---|---|---|
| | | Ⅰ＊ | Ⅱ | Ⅲ | Ⅳ | Ⅴ＊ | Ⅰ＊ | Ⅱ | Ⅲ | Ⅳ | Ⅴ＊ | Ⅰ＊ | Ⅱ | Ⅲ | Ⅳ | Ⅴ＊ | Ⅰ＊ | Ⅱ | Ⅲ | Ⅳ | Ⅴ＊ |
| *Daphnia pulicaria* | 0～10 | | 377 | | 377 | | | 377 | 189 | 2,264 | | 126 | 189 | 1,132 | 189 | | | | | 1,132 | 2,264 |
| | 10～20 | – | | | | – | – | 566 | 126 | 566 | – | – | 252 | 943 | 126 | – | – | 189 | 101 | 1,358 | – |
| | 20～40 | – | – | | 189 | – | – | – | 189 | | – | – | – | 503 | 94 | – | – | – | 283 | 707 | – |
| | 40～75 | – | – | – | 22 | – | – | – | – | 216 | – | – | – | – | 162 | – | – | – | – | 431 | – |
| *Daphnia similis* | 0～10 | | | | | | | | | | | | | | | | | | | | |
| | 10～20 | – | | | | – | – | | | | – | – | | | | – | – | | | | – |
| | 20～40 | – | – | | | – | – | – | | | – | – | – | | | – | – | – | | 47 | – |
| | 40～75 | – | – | – | | – | – | – | – | | – | – | – | – | | – | – | – | – | | – |
| *Daphnia* sp. | 0～10 | | | | | | | | 189 | | | 126 | | | 189 | | | | 75 | 189 | 377 |
| | 10～20 | – | | 189 | | – | – | 189 | | | – | – | | 94 | | – | – | | | | – |
| | 20～40 | – | – | | | – | – | – | 189 | | – | – | – | | | – | – | – | | | – |
| | 40～75 | – | – | – | | – | – | – | – | | – | – | – | – | | – | – | – | – | | – |
| *Diaphanosoma brachyurum* | 0～10 | | 3,018 | 1,886 | 3,018 | 755 | | 377 | 189 | | | | | | | | | | | | |
| | 10～20 | – | 1,886 | 755 | 1,509 | – | – | | 126 | | – | – | | | | – | – | | | | – |
| | 20～40 | – | – | 3,773 | 566 | – | – | – | | | – | – | – | | | – | – | – | | | – |
| | 40～75 | – | – | – | 5 | – | – | – | – | | – | – | – | – | | – | – | – | – | | – |
| *Sida crystallina* | 0～10 | | | | | | | | | | | | | | | | | | | | |
| | 10～20 | – | | | | – | – | | | | – | – | | | | – | – | | | | – |
| | 20～40 | – | – | | | – | – | – | | | – | – | – | | | – | – | – | | | – |
| | 40～75 | – | – | – | | – | – | – | – | | – | – | – | – | | – | – | – | – | | – |
| *Leptodora kindtti* | 0～10 | | | | | | | | | | | | | | | | | | | | |
| | 10～20 | – | | | | – | – | | | | – | – | | | | – | – | | | | – |
| | 20～40 | – | – | | | – | – | – | | | – | – | – | | | – | – | – | | | – |
| | 40～75 | – | – | – | | – | – | – | – | | – | – | – | – | | – | – | – | – | | – |
| Copepodid | 0～10 | 3,773 | 7,922 | 6,413 | 12,827 | 11,318 | 10,186 | 6,413 | 5,470 | 13,204 | 12,827 | 880 | 1,132 | 1,509 | 2,452 | 5,030 | 94 | 377 | 1,434 | 3,584 | 3,395 |
| | 10～20 | – | 2,641 | 1,132 | 11,318 | – | – | 4,338 | 1,886 | 6,602 | – | – | 1,258 | 802 | 1,006 | – | – | 528 | 553 | 1,207 | – |
| | 20～40 | – | – | 1,886 | 3,584 | – | – | – | 2,075 | 3,773 | – | – | – | 1,383 | 1,037 | – | – | – | 1,368 | 943 | – |
| | 40～75 | – | – | – | 22 | – | – | – | – | 2,479 | – | – | – | – | 1,401 | – | – | – | – | 1,329 | – |
| *Cyclops vicinus* | 0～10 | | 377 | | 377 | | | | | | | | | | | | | | 75 | | |
| | 10～20 | – | | | | – | – | | | | – | – | | | | – | – | | | | – |
| | 20～40 | – | – | | | – | – | – | | | – | – | – | | | – | – | – | | | – |
| | 40～75 | – | – | – | 5 | – | – | – | – | | – | – | – | – | | – | – | – | – | 36 | – |
| *Eodiaptomus japonicus* | 0～10 | 377 | 5,282 | 2,641 | 2,641 | 3,773 | 2,641 | 4,527 | 5,659 | 4,527 | 3,018 | 252 | 566 | 1,320 | 2,641 | 3,018 | | 283 | 226 | 3,395 | 5,659 |
| | 10～20 | – | 2,829 | 4,527 | 3,773 | – | – | 4,716 | 3,898 | 3,395 | – | – | 1,572 | 1,462 | 2,892 | – | – | 302 | 377 | 1,207 | – |
| | 20～40 | – | – | 3,961 | 3,584 | – | – | – | 3,395 | 3,395 | – | – | – | 440 | 2,735 | – | – | – | 613 | 896 | – |
| | 40～75 | – | – | – | 140 | – | – | – | – | 2,587 | – | – | – | – | 755 | – | – | – | – | 1,725 | – |
| *Mesocyclops leuckarti* | 0～10 | | | | 377 | | | | | | | | | | | | | | | | |
| | 10～20 | – | | | | – | – | | | | – | – | | | | – | – | | | | – |
| | 20～40 | – | – | | | – | – | – | | | – | – | – | | | – | – | – | | | – |
| | 40～75 | – | – | – | | – | – | – | – | | – | – | – | – | | – | – | – | – | | – |
| Nauplius | 0～10 | 44,516 | 29,049 | 39,989 | 40,366 | 33,199 | 25,653 | 23,013 | 19,995 | 35,839 | 41,498 | 10,815 | 9,148 | 15,656 | 13,958 | 21,629 | 9,337 | 7,451 | 7,319 | 16,222 | 42,630 |
| | 10～20 | – | 17,354 | 11,129 | 22,635 | – | – | 7,168 | 7,168 | 13,581 | – | – | 5,407 | 4,904 | 11,318 | – | – | 2,339 | 2,138 | 3,546 | – |
| | 20～40 | – | – | 5,659 | 9,620 | – | – | – | 10,940 | 11,318 | – | – | – | 5,785 | 6,602 | – | – | – | 2,641 | 3,584 | – |
| | 40～75 | – | – | – | 81 | – | – | – | – | 7,330 | – | – | – | – | 4,527 | – | – | – | – | 3,916 | – |
| Gammaridea | 0～10 | | | | | 755 | | | | | | | | | | | | | | | |
| | 10～20 | – | | | | – | – | | | | – | – | | | | – | – | | | | – |
| | 20～40 | – | – | | | – | – | – | | | – | – | – | | | – | – | – | | | – |
| | 40～75 | – | – | – | 113 | – | – | – | – | | – | – | – | – | | – | – | – | – | | – |

＊：地点ⅠとⅤは０～５ｍ