

職員給与関係資料

令和2年職員給与等実態調査について

1 調査の目的と時期

この調査は、地方公務員法第8条第1項第2号の規定に基づき、一般職に属する職員の給与について検討するため、令和2年4月1日現在在職する職員（同日付けの退職者を除く。）について4月分の給与等の実態を調査したものである。

2 調査対象

滋賀県職員等の給与等に関する条例、滋賀県公立学校職員の給与等に関する条例、滋賀県一般職の任期付職員の採用等に関する条例、滋賀県一般職の任期付研究員の採用等に関する条例または滋賀県技能労務職員の給与、勤務時間その他の勤務条件に関する規則の適用を受ける職員（臨時または非常勤の職員および休職中、休業中、育児短時間勤務中または派遣中の職員を除く。）を対象とした。

3 調査事項

調査対象に該当した全職員について、適用給料表別に職員の学歴、性別、年齢、職務の級、号給および給料、扶養手当、地域手当等の給与について調査するとともに扶養家族の状況および通勤の状況等を調査した。

4 集 計

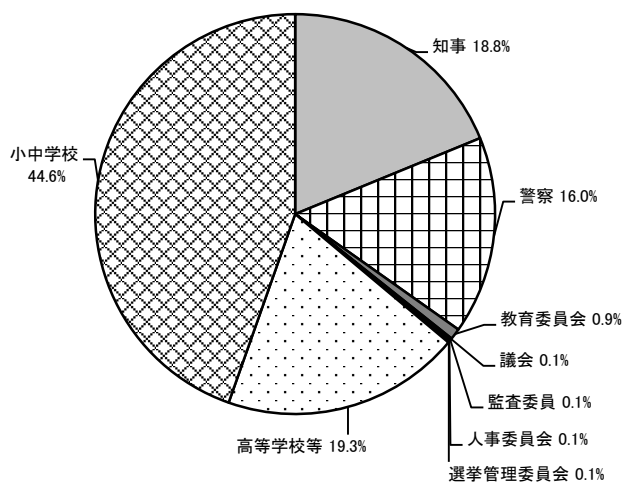
人事委員会事務局において実施した。

第1表 部局別・給料表別人員数

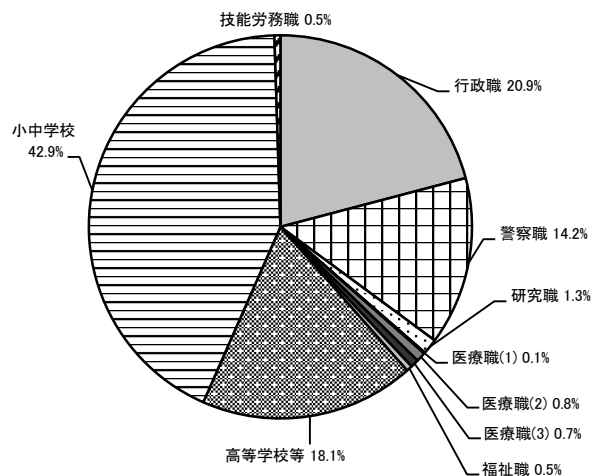
| 部局 給料表 | 知事 | 警察 | 教育委員会 | 議会 | 監査員 | 人事委員会 | 選挙管理委員会 | 高等学校等 | 小学校および中学校 | 計 |
|---------------|-------|-------|-------|----|-----|-------|---------|-------|-----------|--------|
| | 人 | 人 | 人 | 人 | 人 | 人 | 人 | 人 | 人 | 人 |
| 行政職 | 2,445 | 261 | 112 | 26 | 15 | 10 | 6 | 189 | 290 | 3,354 |
| 警察職 | - | 2,278 | - | - | - | - | - | - | - | 2,278 |
| 研究職 | 202 | 15 | - | - | - | - | - | - | - | 217 |
| 医療職(1) | 19 | - | - | - | - | - | - | - | - | 19 |
| 医療職(2) | 123 | 1 | - | - | - | - | - | - | 1 | 125 |
| 医療職(3) | 106 | 2 | 2 | - | - | - | - | - | - | 110 |
| 福祉職 | 86 | - | - | - | - | - | - | - | - | 86 |
| 高等学校等教育職 | - | - | 18 | - | - | - | - | 2,876 | - | 2,894 |
| 小学校および中学校等教育職 | - | - | 17 | - | - | - | - | - | 6,854 | 6,871 |
| 技能労務職 | 40 | 6 | - | - | - | - | - | 33 | - | 79 |
| 計 | 3,021 | 2,563 | 149 | 26 | 15 | 10 | 6 | 3,098 | 7,145 | 16,033 |

- 注1 教育委員会のうち高等学校等教育職および小学校および中学校等教育職については、定数内指導主事の数字である。
 注2 小学校および中学校等の数字には、県立中学校の職員38人(小学校および中学校等教育職37人、行政職1人)を含む。
 注3 再任用職員は、含まれていない(第12表までについて同じ。)

部局別



給料表別



第2表 職員の給料表別・学歴別・性別人員構成

| 給料表 | 区分 | 学歴別人員構成比 | | | | 性別人員構成比 | | | | 男女平均年齢 |
|--------------|----|----------|------|------|-------|---------|------|------|------|--------|
| | | 中学卒 | 高校卒 | 短大卒 | 大学卒 | 男 | 平均年齢 | 女 | 平均年齢 | |
| | | % | % | % | % | % | 歳 | % | 歳 | 歳 |
| 行政職給料表 | | - | 15.1 | 12.3 | 72.6 | 67.3 | 42.7 | 32.7 | 39.2 | 41.6 |
| 警察職給料表 | | - | 43.0 | 3.1 | 53.9 | 90.3 | 39.4 | 9.7 | 32.7 | 38.7 |
| 研究職給料表 | | - | 3.2 | 5.5 | 91.3 | 78.3 | 45.0 | 21.7 | 40.8 | 44.1 |
| 医療職給料表(1) | | - | - | - | 100.0 | 89.5 | 46.2 | 10.5 | 26.5 | 44.1 |
| 医療職給料表(2) | | - | - | 13.6 | 86.4 | 51.2 | 43.6 | 48.8 | 41.7 | 42.7 |
| 医療職給料表(3) | | - | - | 32.7 | 67.3 | 10.0 | 33.7 | 90.0 | 43.4 | 42.5 |
| 福祉職給料表 | | - | 3.5 | 25.6 | 70.9 | 50.0 | 37.5 | 50.0 | 39.2 | 38.3 |
| 高等学校等教育職給料表 | | - | 1.4 | 3.2 | 95.4 | 56.4 | 44.6 | 43.6 | 42.8 | 43.8 |
| 小・中学校等教育職給料表 | | - | - | 5.2 | 94.8 | 47.2 | 40.4 | 52.8 | 40.1 | 40.2 |
| 技能労務職給料表 | | 38.0 | 49.4 | 10.1 | 2.5 | 79.7 | 52.5 | 20.3 | 51.0 | 52.2 |
| 計 | | 0.2 | 9.9 | 6.4 | 83.5 | 59.6 | 41.6 | 40.4 | 40.3 | 41.1 |

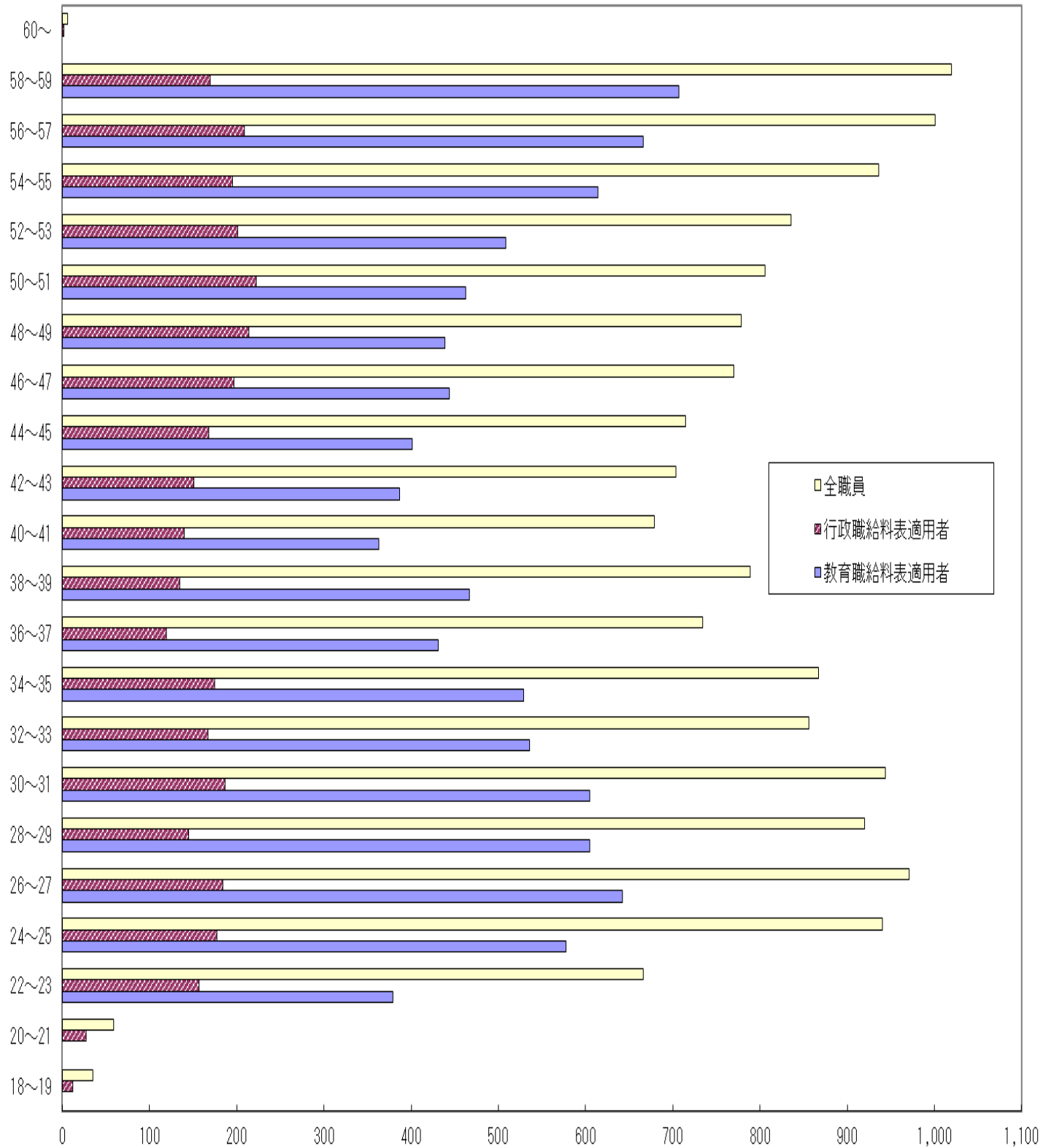
第3表 職員の年齢階層別構成

1 年齢階層別構成

| 年齢階層 | 職種 | 一般職員 | | | | | 教育職員 | | | 警察職員 | 全職員 |
|---------|-------|-------|------|------|------|------|-------|----------|-------|-------|--------|
| | | 行政 | 研究 | 医療 | 福祉 | 技能労務 | 高等学校等 | 小学校・中学校等 | | | |
| 歳 | % | % | % | % | % | % | % | % | % | % | |
| ～ 24 | 8.0 | 8.5 | 1.8 | 5.5 | 22.1 | 0.0 | 6.5 | 3.9 | 7.6 | 10.2 | 7.4 |
| 25 ～ 29 | 12.2 | 12.4 | 9.2 | 13.8 | 12.8 | 2.5 | 16.0 | 12.3 | 17.6 | 15.2 | 14.9 |
| 30 ～ 34 | 12.7 | 13.0 | 12.0 | 12.2 | 12.8 | 2.5 | 14.4 | 11.8 | 15.4 | 13.8 | 13.8 |
| 35 ～ 39 | 10.5 | 10.4 | 14.3 | 10.3 | 10.4 | 5.1 | 11.9 | 9.4 | 13.0 | 16.9 | 12.3 |
| 40 ～ 44 | 10.8 | 10.6 | 14.3 | 12.6 | 9.3 | 5.1 | 9.6 | 10.6 | 9.1 | 14.7 | 10.6 |
| 45 ～ 49 | 14.7 | 15.3 | 12.4 | 11.0 | 9.3 | 12.6 | 11.3 | 15.4 | 9.6 | 11.5 | 12.2 |
| 50 ～ 54 | 15.7 | 15.6 | 18.0 | 16.5 | 7.0 | 19.0 | 12.7 | 15.1 | 11.7 | 8.8 | 12.9 |
| 55 ～ 59 | 15.3 | 14.1 | 18.0 | 16.5 | 16.3 | 53.2 | 17.6 | 21.5 | 16.0 | 8.9 | 15.8 |
| 60 ～ | 0.1 | 0.1 | - | 1.6 | - | - | - | - | - | - | 0.1 |
| 人員数 | 人 | 人 | 人 | 人 | 人 | 人 | 人 | 人 | 人 | 人 | 人 |
| | 3,990 | 3,354 | 217 | 254 | 86 | 79 | 9,765 | 2,894 | 6,871 | 2,278 | 16,033 |

2 年齢階層別構成 (グラフ)

年齢 (歳)



人数 (人)

第4表 職員の平均給与月額

| 区分 年月 給与項目 | 一 般 職 員 (教育職員および警察職員を除く。) | | 全 職 員 | |
|------------------|------------------------------|---------|---------|---------|
| | 令和2年4月 | 平成31年4月 | 令和2年4月 | 平成31年4月 |
| | 円 | 円 | 円 | 円 |
| 給 料 | 328,560 | 326,382 | 350,889 | 346,838 |
| 扶養手当 | 8,904 | 9,186 | 8,749 | 8,865 |
| 地域手当 | 21,600 | 26,337 | 22,264 | 27,192 |
| 計 | 359,064 | 361,905 | 381,902 | 382,895 |

給料表別

| 給 料 表 | 平均年齢 | 給 料 | 扶養手当 | 地域手当 | 計 |
|----------------------|------|---------|--------|--------|---------|
| | 歳 | 円 | 円 | 円 | 円 |
| 行政職給料表 | 41.6 | 324,705 | 9,032 | 21,232 | 354,969 |
| 警察職給料表 | 38.7 | 331,526 | 14,035 | 21,150 | 366,711 |
| 研究職給料表 | 44.1 | 363,808 | 9,799 | 23,250 | 396,857 |
| 医療職給料表(1) | 44.1 | 432,626 | 8,774 | 78,682 | 520,082 |
| 医療職給料表(2) | 42.7 | 337,429 | 8,442 | 21,368 | 367,239 |
| 医療職給料表(3) | 42.5 | 335,854 | 5,319 | 20,741 | 361,914 |
| 福祉職給料表 | 38.3 | 320,444 | 7,213 | 20,279 | 347,936 |
| 高等学校等教育職給料表 | 43.8 | 385,517 | 8,602 | 24,065 | 418,184 |
| 小学校および中学校等 教育職給料表 | 40.2 | 355,691 | 6,967 | 22,261 | 384,919 |
| 技能労務職給料表 | 52.2 | 355,027 | 8,568 | 21,944 | 385,539 |

注 給料は、給料の調整額および教職調整額を含む。

第5表 職員の給料表別・級別・号給別人員分布

行政職給料表

| 号給 \ 級 | 1 | 2 | 3 | 4 | 5 | 6 | 7 | 8 | 9 |
|--------|----|----|----|----|----|----|----|----|---|
| 1 | | | | | | | | | |
| 2 | | | | | | | | | |
| 3 | | | | | | | | | |
| 4 | | | | | | | | | |
| 5 | | | | | | | | | |
| 6 | | 1 | | | | | | | |
| 7 | | | | | | | | | |
| 8 | | 59 | | | | | | | |
| 9 | 4 | 10 | | | | | | | |
| 10 | 1 | 26 | | | | | | | |
| 11 | | 9 | | | | | | | |
| 12 | 9 | 56 | 1 | | | | | | |
| 13 | 1 | 7 | 1 | | | | | | 4 |
| 14 | 1 | 22 | 7 | | | | | | 8 |
| 15 | | 6 | 2 | | | | | | 2 |
| 16 | 4 | 35 | 17 | | | | | | 3 |
| 17 | 2 | 14 | 10 | | | | | | 1 |
| 18 | 4 | 27 | 10 | | | | | | |
| 19 | 1 | 10 | 14 | | | | | | |
| 20 | 15 | 38 | 13 | | | | | | |
| 21 | 1 | 9 | 28 | | | | | | 1 |
| 22 | 1 | 23 | 9 | | | | | 1 | |
| 23 | | 7 | 19 | | | | | 1 | |
| 24 | 9 | 26 | 18 | | | | | 1 | |
| 25 | 1 | 12 | 9 | | | | | 1 | |
| 26 | 2 | 29 | 8 | | | | | 1 | |
| 27 | | 14 | 18 | | | | | 8 | |
| 28 | 10 | 25 | 14 | | | | | 12 | |
| 29 | 79 | 18 | 22 | | | | | 4 | |
| 30 | 6 | 6 | 9 | | | 1 | 1 | 4 | |
| 31 | 6 | 14 | 14 | | | | 15 | 2 | |
| 32 | 70 | 4 | 13 | | | | 11 | 1 | |
| 33 | 1 | 10 | 29 | | | | 8 | | |
| 34 | 9 | 8 | 7 | | | | 3 | 1 | |
| 35 | 3 | 5 | 30 | | | | 23 | | |
| 36 | 66 | 8 | 17 | | | | 14 | 1 | |
| 37 | 14 | 2 | 17 | | | | 9 | | |
| 38 | 14 | 1 | 12 | | | | 5 | | |
| 39 | 1 | 3 | 24 | | | | 11 | | |
| 40 | 7 | | 11 | | 1 | | 3 | | |
| 41 | 1 | 2 | 15 | | | | 5 | | 1 |
| 42 | 1 | 2 | 7 | | | | 2 | | |
| 43 | | | 27 | | | | 6 | 1 | |
| 44 | 1 | | 5 | | | | 2 | | |
| 45 | 1 | | 15 | 12 | | | 2 | 3 | |
| 46 | | | 11 | 11 | | | | | |
| 47 | 2 | | 14 | 14 | | | | | |
| 48 | | | 10 | 5 | | | | | |
| 49 | | | 9 | 31 | | 2 | | | |
| 50 | 1 | 1 | 5 | 17 | | 7 | | | |
| 51 | | | 5 | 11 | | 12 | | | |
| 52 | | | 12 | 9 | | 9 | | | |
| 53 | | | 11 | 23 | | | | | |
| 54 | | | 9 | 7 | | 3 | | | |
| 55 | | | 11 | 16 | | 9 | | | |
| 56 | 1 | | 7 | 15 | | 10 | | | |
| 57 | 1 | | 13 | 20 | 1 | 27 | | | |
| 58 | | | 8 | 12 | | 5 | | | |
| 59 | 1 | | 21 | 13 | 1 | 16 | | | |
| 60 | | | 12 | 7 | | 9 | | | |
| 61 | | | 17 | 12 | 6 | 11 | 5 | | |
| 62 | | | 8 | 12 | 3 | 3 | | | |
| 63 | 1 | | 10 | 20 | 4 | 12 | | | |
| 64 | | | 11 | 11 | 1 | 11 | | | |
| 65 | | 1 | 5 | 19 | 3 | 15 | | | |
| 66 | 1 | | 3 | 11 | 3 | 5 | | | |
| 67 | 1 | | 3 | 15 | 9 | 7 | | | |
| 68 | | | 2 | 11 | 12 | 7 | | | |
| 69 | 2 | | | 21 | 24 | 9 | | | |
| 70 | 1 | | 1 | 8 | 9 | 11 | | | |
| 71 | | | 1 | 13 | 3 | 9 | | | |
| 72 | 1 | | 2 | 11 | 11 | 7 | | | |
| 73 | | | 3 | 15 | 19 | 8 | | | |
| 74 | | | | 13 | 8 | 8 | | | |
| 75 | | | 3 | 17 | 20 | 2 | | | |
| 76 | | | 2 | 9 | 6 | 7 | | | |

| 級 号給 | 1 | 2 | 3 | 4 | 5 | 6 | 7 | 8 | 9 |
|---------|-------|-----|-----|-----|-----|-----|-----|----|----|
| 77 | 1 | | 3 | 16 | 18 | 3 | | | |
| 78 | 1 | | 1 | 10 | 10 | 3 | | | |
| 79 | 1 | | 1 | 19 | 16 | 5 | | | |
| 80 | 1 | 1 | 2 | 14 | 10 | 1 | | | |
| 81 | | | | 15 | 21 | 2 | | | |
| 82 | 1 | | 2 | 13 | 11 | 4 | | | |
| 83 | 1 | | | 14 | 14 | 11 | | | |
| 84 | 1 | | 3 | 9 | 5 | 7 | | | |
| 85 | | | 2 | 11 | 14 | 50 | | | |
| 86 | | | 1 | 14 | 8 | | | | |
| 87 | | | | 9 | 14 | | | | |
| 88 | 1 | | | 13 | 8 | | | | |
| 89 | | | 3 | 3 | 9 | | | | |
| 90 | | | 1 | 11 | 15 | | | | |
| 91 | | | | 11 | 16 | | | | |
| 92 | | | | 5 | 12 | | | | |
| 93 | 5 | | 2 | 116 | 69 | | | | |
| 94 | | | 1 | | | | | | |
| 95 | | | 1 | | | | | | |
| 96 | | | | | | | | | |
| 97 | | | | | | | | | |
| 98 | | | | | | | | | |
| 99 | | | | | | | | | |
| 100 | | | | | | | | | |
| 101 | | | 1 | | | | | | |
| 102 | | | | | | | | | |
| 103 | | | | | | | | | |
| 104 | | | | | | | | | |
| 105 | | | | | | | | | |
| 106 | | | 1 | | | | | | |
| 107 | | | | | | | | | |
| 108 | | | | | | | | | |
| 109 | | | | | | | | | |
| 110 | | | 1 | | | | | | |
| 111 | | | | | | | | | |
| 112 | | | | | | | | | |
| 113 | | | 3 | | | | | | |
| 114 | | | | | | | | | |
| 115 | | | | | | | | | |
| 116 | | | | | | | | | |
| 117 | | | | | | | | | |
| 118 | | | | | | | | | |
| 119 | | | | | | | | | |
| 120 | | | | | | | | | |
| 121 | | | | | | | | | |
| 122 | | | | | | | | | |
| 123 | | | | | | | | | |
| 124 | | | | | | | | | |
| 125 | | | | | | | | | |
| 計 | 372 | 551 | 730 | 744 | 414 | 356 | 125 | 42 | 20 |
| 総計 | 3,354 | | | | | | | | |

警察職給料表

| 給 号 | 1 | 2 | 3 | 4 | 5 | 6 | 7 | 8 | 9 |
|--------|----|----|----|----|----|---|----|---|---|
| 1 | | | | | | | | | |
| 2 | | | | | | | | | |
| 3 | | | | | | | | | |
| 4 | | | | | | | | | |
| 5 | | | | | | | | | |
| 6 | | | | | | | | | |
| 7 | | | | | | | | | |
| 8 | | | | | | | | | |
| 9 | 14 | | | | | | | | |
| 10 | 1 | | | | | | | | |
| 11 | | | | | | | | | |
| 12 | 7 | | | | | | | | |
| 13 | 1 | | | | | | | | |
| 14 | | | | | | | | | |
| 15 | | | | | | | | | |
| 16 | 13 | | 1 | | | | | | |
| 17 | 4 | | | | | | | | |
| 18 | 3 | | | | | | | | |
| 19 | | | | | | | | | |
| 20 | 13 | | 1 | 2 | | | | | |
| 21 | 1 | | | | | | | | |
| 22 | 1 | | 1 | | | | | | |
| 23 | | | 1 | | | | | | |
| 24 | 10 | 43 | 5 | 1 | | | | | |
| 25 | 44 | 1 | | | | | | | |
| 26 | 6 | 8 | 6 | 1 | | | | | |
| 27 | 5 | 3 | | | | | | | |
| 28 | 42 | 60 | 4 | 2 | | | | | |
| 29 | 2 | 1 | | | | | | | |
| 30 | 9 | 9 | 5 | 1 | | | | | 3 |
| 31 | 3 | 5 | 3 | | | | | | 3 |
| 32 | 5 | 41 | 11 | 1 | | | | | 7 |
| 33 | 3 | 3 | | 2 | | | | | 2 |
| 34 | 4 | 11 | 9 | 5 | 1 | | | | 1 |
| 35 | 1 | 8 | | 2 | | | | | 1 |
| 36 | 5 | 26 | 17 | 5 | | | | | |
| 37 | 2 | 3 | 2 | 3 | 1 | | | | |
| 38 | | 14 | 16 | 4 | | | | | |
| 39 | | 4 | 4 | 1 | | | | | |
| 40 | 1 | 37 | 25 | 5 | | | | | |
| 41 | | 4 | 1 | 3 | 1 | | | | 1 |
| 42 | | 19 | 16 | 4 | | | | 1 | |
| 43 | 1 | 4 | 2 | 5 | 1 | | | | |
| 44 | | 20 | 21 | 10 | | | | 1 | |
| 45 | 1 | 8 | 4 | 2 | 4 | | | 8 | |
| 46 | | 10 | 18 | 7 | 3 | | | 2 | |
| 47 | | 7 | 6 | 4 | | | | 4 | |
| 48 | | 6 | 18 | 13 | 2 | | | 1 | |
| 49 | | | 6 | 8 | 4 | | 1 | | |
| 50 | 1 | 6 | 10 | 16 | 3 | | | 2 | |
| 51 | | 3 | 3 | 4 | 1 | | | 1 | |
| 52 | | 2 | 11 | 8 | 2 | | | 1 | |
| 53 | | | 2 | 13 | 2 | | 11 | | |
| 54 | | 4 | 14 | 13 | 2 | | 4 | | |
| 55 | | 3 | 2 | 7 | 4 | | 8 | | |
| 56 | | 3 | 11 | 11 | 2 | | 3 | | |
| 57 | | 4 | 2 | 16 | 5 | | | 1 | |
| 58 | | 2 | 17 | 6 | 6 | | 1 | | |
| 59 | | 1 | 5 | 14 | 3 | | 2 | | |
| 60 | | 1 | 20 | 12 | 2 | | | 1 | |
| 61 | | 2 | 7 | 20 | 7 | | 4 | | |
| 62 | | 2 | 14 | 16 | 12 | | 1 | | |
| 63 | | 1 | 5 | 17 | 4 | 2 | 3 | | |
| 64 | | 1 | 8 | 10 | 4 | 1 | 1 | | |
| 65 | | 2 | 3 | 11 | 4 | | 2 | | |
| 66 | | | 11 | 13 | 2 | | | | |
| 67 | | | 5 | 12 | 5 | | | | |
| 68 | | | 10 | 8 | 14 | 5 | | | |
| 69 | | | 1 | 14 | 16 | 2 | | | |
| 70 | | 1 | 4 | 10 | 4 | 2 | 1 | | |
| 71 | | | 6 | 15 | 6 | | 2 | | |
| 72 | | | 8 | 15 | 3 | 4 | 2 | | |

| 給号 | 1 | 2 | 3 | 4 | 5 | 6 | 7 | 8 | 9 |
|-----|-------|-----|-----|-----|-----|----|----|----|----|
| 73 | | | 9 | 15 | 16 | 2 | 2 | | |
| 74 | | | 2 | 10 | 5 | | | | |
| 75 | | | 5 | 18 | 8 | 3 | | | |
| 76 | | | 4 | 7 | 7 | 2 | | | |
| 77 | | 1 | 4 | 12 | 15 | 5 | | | |
| 78 | | | 1 | 12 | 4 | 3 | 1 | | |
| 79 | | | 3 | 10 | 5 | 3 | 1 | | |
| 80 | | 1 | 4 | 10 | 1 | 1 | | | |
| 81 | | | 4 | 8 | 6 | 3 | 2 | | |
| 82 | | | 1 | 5 | 7 | 2 | | | |
| 83 | | | 3 | 7 | 4 | 24 | | | |
| 84 | | | 3 | 4 | 6 | 2 | | | |
| 85 | | | 3 | 11 | 10 | 1 | | | |
| 86 | | | | 2 | 7 | | | | |
| 87 | | | | 7 | 6 | 10 | | | |
| 88 | | | 1 | 10 | 3 | | | | |
| 89 | | | 2 | 7 | 4 | 4 | | | |
| 90 | | | 1 | 9 | | | | | |
| 91 | | | 1 | 9 | 4 | 3 | | | |
| 92 | | | 1 | 2 | 4 | | | | |
| 93 | | | 1 | 10 | 45 | 1 | | | |
| 94 | | | | 2 | | | | | |
| 95 | | | | 9 | | | | | |
| 96 | | 1 | | 9 | | | | | |
| 97 | | | 1 | 10 | | | | | |
| 98 | | | 2 | 4 | | | | | |
| 99 | | | | 5 | | | | | |
| 100 | | | | 1 | | | | | |
| 101 | | | 1 | 6 | | | | | |
| 102 | | 1 | | 6 | | | | | |
| 103 | | | | 10 | | | | | |
| 104 | | | | 5 | | | | | |
| 105 | | | | 11 | | | | | |
| 106 | | | 1 | 4 | | | | | |
| 107 | | | | 5 | | | | | |
| 108 | | | | 5 | | | | | |
| 109 | | | 2 | 5 | | | | | |
| 110 | | | | 9 | | | | | |
| 111 | | | | 10 | | | | | |
| 112 | | | 1 | 5 | | | | | |
| 113 | | | | 6 | | | | | |
| 114 | | | | 1 | | | | | |
| 115 | | | 1 | 3 | | | | | |
| 116 | | | | 2 | | | | | |
| 117 | | | | 3 | | | | | |
| 118 | | | | 6 | | | | | |
| 119 | | | | 3 | | | | | |
| 120 | | | | 2 | | | | | |
| 121 | | | | 3 | | | | | |
| 122 | | | | 3 | | | | | |
| 123 | | | | 3 | | | | | |
| 124 | | | | 5 | | | | | |
| 125 | | | 1 | 38 | | | | | |
| 126 | | | | | | | | | |
| 127 | | | | | | | | | |
| 128 | | | | | | | | | |
| 129 | | | | | | | | | |
| 130 | | | | | | | | | |
| 131 | | | | | | | | | |
| 132 | | | | | | | | | |
| 133 | | | | | | | | | |
| 134 | | | | | | | | | |
| 135 | | | | | | | | | |
| 136 | | | | | | | | | |
| 137 | | | | | | | | | |
| 138 | | | | | | | | | |
| 139 | | | | | | | | | |
| 140 | | | | | | | | | |
| 141 | | | | | | | | | |
| 142 | | | | | | | | | |
| 143 | | | | | | | | | |
| 144 | | | | | | | | | |
| 145 | | | | | | | | | |
| 計 | 203 | 397 | 445 | 756 | 297 | 85 | 52 | 25 | 18 |
| 総計 | 2,278 | | | | | | | | |

研究職給料表

| 号給 \ 級 | 1 | 2 | 3 | 4 | 5 |
|--------|---|---|---|----|---|
| 1 | | | | | |
| 2 | | | | | |
| 3 | | | | | |
| 4 | | | | | |
| 5 | | | | | |
| 6 | | | | | |
| 7 | | | | | |
| 8 | | 1 | | | |
| 9 | | | | | |
| 10 | | | | | |
| 11 | | | | | |
| 12 | | 1 | | | |
| 13 | | 1 | | | |
| 14 | | | | | |
| 15 | | | | | |
| 16 | | 3 | | | |
| 17 | | 1 | | | |
| 18 | | 2 | | | |
| 19 | | | | | |
| 20 | | 3 | 1 | | |
| 21 | | | | | |
| 22 | | | | | |
| 23 | | | | | |
| 24 | | 3 | 1 | | |
| 25 | | 1 | 1 | | |
| 26 | | 2 | 1 | | |
| 27 | | | 2 | | |
| 28 | | 1 | | | 1 |
| 29 | | 1 | 1 | | |
| 30 | | 1 | 1 | | |
| 31 | | 2 | | | |
| 32 | | 4 | 2 | | |
| 33 | | 1 | 1 | | 1 |
| 34 | | 2 | 4 | | |
| 35 | | | | | |
| 36 | | 3 | 1 | | |
| 37 | | | 1 | | |
| 38 | | 2 | 2 | | |
| 39 | | | 1 | | |
| 40 | | | 1 | | |
| 41 | | 1 | | | |
| 42 | | 1 | 2 | | |
| 43 | | 1 | | | |
| 44 | | 1 | 2 | | |
| 45 | | 1 | 1 | | |
| 46 | | 1 | 1 | | |
| 47 | | 1 | 1 | 10 | |
| 48 | | | | 1 | |
| 49 | | 1 | 1 | | |
| 50 | | 1 | 4 | | |
| 51 | | 1 | | 2 | |
| 52 | | | 2 | 2 | |
| 53 | | 4 | 1 | 1 | |
| 54 | | | 1 | 1 | |
| 55 | | | 1 | 6 | |
| 56 | | 2 | 3 | | |
| 57 | | 4 | 2 | 1 | |
| 58 | | 1 | 2 | 1 | |
| 59 | | | 1 | 4 | |
| 60 | | 2 | 1 | | |
| 61 | | 2 | 1 | 2 | |
| 62 | | | | 1 | |
| 63 | | 1 | 2 | 1 | |
| 64 | | | | 1 | |
| 65 | | | 2 | 2 | |
| 66 | | 1 | | 1 | |
| 67 | | | 1 | 3 | |
| 68 | | | 1 | 3 | |
| 69 | | | 1 | 1 | |
| 70 | | 1 | 1 | | |
| 71 | | | 1 | 1 | |
| 72 | | | 1 | | |

| 級 号給 | 1 | 2 | 3 | 4 | 5 |
|---------|---|----|-----|----|---|
| 73 | | | | 2 | |
| 74 | | | 2 | | |
| 75 | | | 1 | | |
| 76 | | | 4 | | |
| 77 | | | | | |
| 78 | | 1 | 1 | | |
| 79 | | | | | |
| 80 | | | 1 | | |
| 81 | | | 1 | | |
| 82 | | | | | |
| 83 | | | 2 | | |
| 84 | | | 4 | | |
| 85 | | | 4 | | |
| 86 | | | | | |
| 87 | | | 2 | | |
| 88 | | | 3 | | |
| 89 | | | 21 | | |
| 90 | | | | | |
| 91 | | | | | |
| 92 | | | | | |
| 93 | | | | | |
| 94 | | | | | |
| 95 | | | | | |
| 96 | | | | | |
| 97 | | | | | |
| 98 | | | | | |
| 99 | | | | | |
| 100 | | | | | |
| 101 | | | | | |
| 102 | | | | | |
| 103 | | | | | |
| 104 | | | | | |
| 105 | | | | | |
| 106 | | | | | |
| 107 | | | | | |
| 108 | | | | | |
| 109 | | | | | |
| 110 | | | | | |
| 111 | | | | | |
| 112 | | | | | |
| 113 | | | | | |
| 114 | | | | | |
| 115 | | | | | |
| 116 | | | | | |
| 117 | | | | | |
| 118 | | | | | |
| 119 | | | | | |
| 120 | | | | | |
| 121 | | | | | |
| 計 | 0 | 64 | 104 | 47 | 2 |
| 総計 | | | 217 | | |

医療職給料表（1）

| 給号 \ 級 | 1 | 2 | 3 | 4 |
|--------|---|---|---|---|
| 1 | | | | |
| 2 | | | | |
| 3 | | | | |
| 4 | | | | |
| 5 | 2 | | | |
| 6 | | | | |
| 7 | | | | |
| 8 | 3 | | | |
| 9 | | | | |
| 10 | | | | |
| 11 | | | | |
| 12 | | | | |
| 13 | | | | |
| 14 | | | | |
| 15 | | | | |
| 16 | 1 | | | |
| 17 | | | | |
| 18 | | | | |
| 19 | | | | |
| 20 | 1 | | | |
| 21 | | | | |
| 22 | | | | |
| 23 | | | | |
| 24 | 1 | | | |
| 25 | | | | |
| 26 | | | | |
| 27 | | | | |
| 28 | | | | |
| 29 | | | | |
| 30 | | | | |
| 31 | | 1 | | |
| 32 | | | | |
| 33 | | | | |
| 34 | | | | |
| 35 | | | | |
| 36 | | | | |
| 37 | | | | |
| 38 | | | | |
| 39 | | | | |
| 40 | | | | |
| 41 | | | | |
| 42 | | | | 1 |
| 43 | | | | 2 |
| 44 | | | | |
| 45 | | | | |
| 46 | | | | |
| 47 | | | | |
| 48 | | | | |
| 49 | | | | |
| 50 | | | | |
| 51 | | | | 1 |
| 52 | | | | |
| 53 | | | 1 | |
| 54 | | | | |
| 55 | | | | |
| 56 | | | | |
| 57 | | | | |
| 58 | | | | 1 |
| 59 | | | | |
| 60 | | | | |
| 61 | | | | 1 |
| 62 | | | | 1 |
| 63 | | | | |
| 64 | | | | 1 |
| 65 | | | | |
| 66 | | | | |
| 67 | | | | |
| 68 | | | | |
| 69 | | | | |
| 70 | | | | |
| 71 | | | | |
| 72 | | | | |

| 給 号 | 級 | 1 | 2 | 3 | 4 |
|--------|---|----|---|---|---|
| 73 | | | | | |
| 74 | | | | | |
| 75 | | | | 1 | |
| 76 | | | | | |
| 77 | | | | | |
| 78 | | | | | |
| 79 | | | | | |
| 80 | | | | | |
| 81 | | | | | |
| 82 | | | | | |
| 83 | | | | | |
| 84 | | | | | |
| 85 | | | | | |
| 86 | | | | | |
| 87 | | | | | |
| 88 | | | | | |
| 89 | | | | | |
| 90 | | | | | |
| 91 | | | | | |
| 92 | | | | | |
| 93 | | | | | |
| 94 | | | | | |
| 95 | | | | | |
| 96 | | | | | |
| 97 | | | | | |
| 計 | | 8 | 1 | 2 | 8 |
| 総計 | | 19 | | | |

医療職給料表（2）

| 号給 \ 級 | 1 | 2 | 3 | 4 | 5 | 6 | 7 |
|--------|---|---|---|---|---|---|---|
| 1 | | | | | | | |
| 2 | | | | | | | |
| 3 | | | | | | | |
| 4 | | | | | | | |
| 5 | | 2 | | | | | |
| 6 | | | | | | | |
| 7 | | | | | | | |
| 8 | | 1 | | | | | |
| 9 | | | | | | | |
| 10 | | | | | | | |
| 11 | | | | | | | |
| 12 | | 2 | 1 | | | | |
| 13 | | | 1 | | | | |
| 14 | | | | | | | |
| 15 | | | | | | | |
| 16 | | | | | | | |
| 17 | | 3 | | | | | |
| 18 | | 1 | 1 | | | | |
| 19 | | | | | | | |
| 20 | | 3 | 1 | | | | |
| 21 | | | | | | | |
| 22 | | | 1 | | | | |
| 23 | | | | | | | |
| 24 | | 1 | 4 | | | | |
| 25 | | | | | | | |
| 26 | | | | | | | |
| 27 | | | 2 | | | | |
| 28 | | 1 | 1 | | | | 2 |
| 29 | | | | | | | |
| 30 | | | 2 | | | | |
| 31 | | | | | | | |
| 32 | | | | | | | |
| 33 | | | 2 | | | | |
| 34 | | | | | | | |
| 35 | | | 1 | | | | |
| 36 | | | 3 | | 1 | | |
| 37 | | | 1 | | | | |
| 38 | | | | | | | |
| 39 | | | | | | | |
| 40 | | | 1 | | | | |
| 41 | | | | | 1 | | |
| 42 | | | | | | | |
| 43 | | | 1 | | | | |
| 44 | | | | | | 2 | |
| 45 | | | 1 | | 1 | | |
| 46 | | | | | 1 | | |
| 47 | | | 4 | | 2 | | |
| 48 | | | | | | 2 | |
| 49 | | | | 2 | 1 | | |
| 50 | | | 1 | | 1 | 1 | |
| 51 | | | 1 | 2 | | | |
| 52 | | | | 1 | | 2 | |
| 53 | | | 2 | | 1 | | |
| 54 | | | 1 | | | 1 | |
| 55 | | | | | | | |
| 56 | | | | | | 4 | |
| 57 | | | | 1 | 1 | 1 | |
| 58 | | | | 1 | 1 | | |
| 59 | | | | 1 | | | |
| 60 | | | | 1 | 2 | 1 | |
| 61 | | | 1 | | | | |
| 62 | | | | | 1 | | |
| 63 | | | | | 1 | 1 | |
| 64 | | | | | | 1 | |
| 65 | | | | | 1 | 4 | |
| 66 | | | | | | | |
| 67 | | | | | 1 | | |
| 68 | | | | 2 | 1 | | |
| 69 | | | | | 2 | | |
| 70 | | | | | | | |
| 71 | | | | | 1 | | |
| 72 | | | | | | | |

| 級 号給 | 1 | 2 | 3 | 4 | 5 | 6 | 7 |
|---------|-----|----|----|----|----|----|---|
| 73 | | | | | 2 | | |
| 74 | | | | | 1 | | |
| 75 | | | | | 1 | | |
| 76 | | | | | | | |
| 77 | | | | | 2 | | |
| 78 | | | | | | | |
| 79 | | | | | 2 | | |
| 80 | | | | | | | |
| 81 | | | | | 1 | | |
| 82 | | | | 1 | 2 | | |
| 83 | | | | | 1 | | |
| 84 | | | | | 11 | | |
| 85 | | | | | | | |
| 86 | | | | | | | |
| 87 | | | | | | | |
| 88 | | | | | | | |
| 89 | | | | 1 | | | |
| 90 | | | | | | | |
| 91 | | | | | | | |
| 92 | | | | | | | |
| 93 | | | | | | | |
| 94 | | | | | | | |
| 95 | | | | | | | |
| 96 | | | | | | | |
| 97 | | | | | | | |
| 98 | | | | | | | |
| 99 | | | | | | | |
| 100 | | | | | | | |
| 101 | | | | | | | |
| 102 | | | | | | | |
| 103 | | | | | | | |
| 104 | | | | | | | |
| 105 | | | | | | | |
| 106 | | | | | | | |
| 107 | | | | | | | |
| 108 | | | | | | | |
| 109 | | | | | | | |
| 110 | | | | | | | |
| 111 | | | | | | | |
| 112 | | | | | | | |
| 113 | | | | | | | |
| 計 | 0 | 14 | 34 | 13 | 42 | 20 | 2 |
| 総計 | 125 | | | | | | |

医療職給料表（3）

| 給 号 | 級 | 1 | 2 | 3 | 4 | 5 | 6 |
|--------|---|---|---|---|---|---|---|
| 1 | | | | | | | |
| 2 | | | | | | | |
| 3 | | | | | | | |
| 4 | | | | 1 | | | |
| 5 | | | | | | | |
| 6 | | | | 1 | | | |
| 7 | | | | | | | |
| 8 | | | | 5 | | | |
| 9 | | | | | | | |
| 10 | | | | 1 | | | |
| 11 | | | | | | | |
| 12 | | | | | | | |
| 13 | | | 3 | | | | |
| 14 | | | | | | | |
| 15 | | | | | | | |
| 16 | | | 1 | 2 | | | |
| 17 | | | 1 | | | | |
| 18 | | | | 1 | | | |
| 19 | | | | | | | |
| 20 | | | 4 | | | | |
| 21 | | | | | | | |
| 22 | | | | | | | |
| 23 | | | | | | | |
| 24 | | | 2 | | | | |
| 25 | | | | | | | |
| 26 | | | 2 | | | | |
| 27 | | | 1 | 2 | | | |
| 28 | | | | | | | |
| 29 | | | 1 | 1 | | | |
| 30 | | | 1 | | | | |
| 31 | | | 1 | 2 | | | |
| 32 | | | | | | | |
| 33 | | | | 2 | | | |
| 34 | | | | | | | |
| 35 | | | | | | | |
| 36 | | | | 1 | | | |
| 37 | | | | 2 | | | |
| 38 | | | | | | | |
| 39 | | | | 1 | 1 | | |
| 40 | | | | | | | |
| 41 | | | | | | | |
| 42 | | | | | | | |
| 43 | | | | | | | |
| 44 | | | | | | | 3 |
| 45 | | | | | | | 1 |
| 46 | | | | | 1 | | 1 |
| 47 | | | | | | | |
| 48 | | | | 1 | | | 4 |
| 49 | | | | | | | |
| 50 | | | | | | | 1 |
| 51 | | | | | 1 | | 1 |
| 52 | | | | | | | 1 |
| 53 | | | | | | | |
| 54 | | | | | 1 | | 1 |
| 55 | | | | | | | |
| 56 | | | | | | | |
| 57 | | | | | | | |
| 58 | | | | | 1 | | |
| 59 | | | | | | | |
| 60 | | | | | 1 | | |
| 61 | | | | | 1 | | |
| 62 | | | | | | | |
| 63 | | | | | 1 | | |
| 64 | | | | | 1 | | |
| 65 | | | | | | | |
| 66 | | | | | 1 | 1 | |
| 67 | | | | | | | |
| 68 | | | | | 1 | | |
| 69 | | | | | 1 | 1 | |
| 70 | | | | | 1 | | |
| 71 | | | | | 1 | 1 | |
| 72 | | | | | 1 | | |

| 級 号給 | 1 | 2 | 3 | 4 | 5 | 6 |
|---------|---|---|---|---|---|---|
| 73 | | | | | | |
| 74 | | | | 3 | 1 | |
| 75 | | | | 1 | | |
| 76 | | | | 2 | 2 | |
| 77 | | | | | 1 | |
| 78 | | | | | | |
| 79 | | | | | | |
| 80 | | | | | | |
| 81 | | | | | 1 | |
| 82 | | | | | 1 | |
| 83 | | | | | | |
| 84 | | | | 2 | 2 | |
| 85 | | | | | | |
| 86 | | | | | 1 | |
| 87 | | | | 1 | 2 | |
| 88 | | | | 1 | 1 | |
| 89 | | | | 1 | 4 | |
| 90 | | | | | 2 | |
| 91 | | | | | 2 | |
| 92 | | | | | 2 | |
| 93 | | | | | 5 | |
| 94 | | | | | | |
| 95 | | | | | | |
| 96 | | 1 | | | | |
| 97 | | | | | | |
| 98 | | | | | | |
| 99 | | | | | | |
| 100 | | | | | | |
| 101 | | | | | | |
| 102 | | | | | | |
| 103 | | | | | | |
| 104 | | | | | | |
| 105 | | | | | | |
| 106 | | | | | | |
| 107 | | | | | | |
| 108 | | | | | | |
| 109 | | | | | | |
| 110 | | | | | | |
| 111 | | | | | | |
| 112 | | | | | | |
| 113 | | | | | | |
| 114 | | | | | | |
| 115 | | | | | | |
| 116 | | | | | | |
| 117 | | | | | | |
| 118 | | | | | | |
| 119 | | | | | | |
| 120 | | | | | | |
| 121 | | | | | | |
| 122 | | | | | | |
| 123 | | | | | | |
| 124 | | | | | | |
| 125 | | | | | | |
| 126 | | | | | | |
| 127 | | | | | | |
| 128 | | | | | | |
| 129 | | | | | | |
| 130 | | | | | | |
| 131 | | | | | | |
| 132 | | | | | | |
| 133 | | | | | | |
| 134 | | | | | | |
| 135 | | | | | | |
| 136 | | | | | | |
| 137 | | | | | | |
| 138 | | | | | | |
| 139 | | | | | | |
| 140 | | | | | | |
| 141 | | | | | | |
| 142 | | | | | | |
| 143 | | | | | | |
| 144 | | | | | | |
| 145 | | | | | | |
| 146 | | | | | | |
| 147 | | | | | | |
| 148 | | | | | | |

| 級 号給 | 1 | 2 | 3 | 4 | 5 | 6 |
|---------|-----|----|----|----|----|----|
| 149 | | | | | | |
| 150 | | | | | | |
| 151 | | | | | | |
| 152 | | | | | | |
| 153 | | | | | | |
| 154 | | | | | | |
| 155 | | | | | | |
| 156 | | | | | | |
| 157 | | | | | | |
| 158 | | | | | | |
| 159 | | | | | | |
| 160 | | | | | | |
| 161 | | | | | | |
| 162 | | | | | | |
| 163 | | | | | | |
| 164 | | | | | | |
| 165 | | | | | | |
| 166 | | | | | | |
| 167 | | | | | | |
| 168 | | | | | | |
| 169 | | | | | | |
| 計 | 0 | 18 | 23 | 26 | 30 | 13 |
| 総計 | 110 | | | | | |

福祉職給料表

| 給号 | 1 | 2 | 3 | 4 | 5 | 6 |
|----|---|---|---|---|---|---|
| 1 | | | | | | |
| 2 | | | | | | |
| 3 | | | | | | |
| 4 | | | | | | |
| 5 | | | | | | |
| 6 | | | | | | |
| 7 | | | | | | |
| 8 | | | | | | |
| 9 | | | | | | |
| 10 | | | | | | |
| 11 | | | | | | |
| 12 | | 1 | | | | |
| 13 | | 1 | | | | |
| 14 | | 1 | | | | |
| 15 | | 1 | | | | |
| 16 | | 1 | | | | |
| 17 | | | | | | |
| 18 | | | | | | |
| 19 | | | | | | |
| 20 | | 2 | | | | |
| 21 | 1 | | | | | |
| 22 | | | | | | |
| 23 | 1 | 1 | | | | |
| 24 | | 1 | | | | |
| 25 | 4 | 1 | | | | |
| 26 | | 1 | | | | |
| 27 | 1 | | | | | |
| 28 | 6 | | | | | |
| 29 | | | | | | |
| 30 | 1 | | | | | |
| 31 | 1 | 1 | | | | 1 |
| 32 | 5 | 1 | | | | |
| 33 | | | | | | |
| 34 | | | | | | |
| 35 | | | | | | |
| 36 | | 2 | | | | 1 |
| 37 | | | | | | |
| 38 | | 1 | | | | |
| 39 | | 1 | | | | |
| 40 | | | | | | |
| 41 | | 1 | | | | |
| 42 | | 1 | | | | |
| 43 | | | | | | |
| 44 | | 1 | | 1 | | |
| 45 | | 1 | | | | |
| 46 | | 1 | | | | |
| 47 | | 2 | | | | |
| 48 | | 1 | | | | |
| 49 | | | 2 | | | |
| 50 | | 1 | | | | |
| 51 | | | | | 3 | |
| 52 | | 1 | | | | |
| 53 | | 1 | | | | |
| 54 | | | | | | |
| 55 | | | 1 | | | |
| 56 | | | 1 | | | |
| 57 | | | 1 | | 1 | |
| 58 | | | | 1 | | |
| 59 | | 1 | 1 | | | |
| 60 | | | | | | |
| 61 | | | | | | |
| 62 | | | | | | |
| 63 | | 1 | | 1 | | |
| 64 | | | | | | |
| 65 | | | | | 1 | |
| 66 | | | 1 | | | |
| 67 | | | | | | |
| 68 | | | | | | |
| 69 | | | | 2 | | |
| 70 | | | | 1 | | |
| 71 | | | | 1 | | |
| 72 | | | | 1 | | |
| 73 | | | | | | |
| 74 | | | | 1 | | |
| 75 | | | | | | |
| 76 | | | | | | |

| 級 号給 | 1 | 2 | 3 | 4 | 5 | 6 |
|---------|----|----|---|----|---|---|
| 77 | | | | | | |
| 78 | | | | | | |
| 79 | | | | 1 | | |
| 80 | | | | | | |
| 81 | | | | | | |
| 82 | | | | | | |
| 83 | | | | | | |
| 84 | | | | | | |
| 85 | | | | | | |
| 86 | | | | | | |
| 87 | | | | | | |
| 88 | | | | | | |
| 89 | | | | 1 | | |
| 90 | | | | | | |
| 91 | | | | | | |
| 92 | | | | | | |
| 93 | | | 1 | 9 | | |
| 94 | | | | | | |
| 95 | | | | | | |
| 96 | | | | | | |
| 97 | | | | | | |
| 98 | | | | | | |
| 99 | | | | | | |
| 100 | | | | | | |
| 101 | | | | | | |
| 102 | | | | | | |
| 103 | | | | | | |
| 104 | | | | | | |
| 105 | | | | | | |
| 106 | | | | | | |
| 107 | | | | | | |
| 108 | | | | | | |
| 109 | | | | | | |
| 110 | | | | | | |
| 111 | | | | | | |
| 112 | | | | | | |
| 113 | | | | | | |
| 114 | | | | | | |
| 115 | | | | | | |
| 116 | | | | | | |
| 117 | | | | | | |
| 118 | | | | | | |
| 119 | | | | | | |
| 120 | | | | | | |
| 121 | | | | | | |
| 122 | | | | | | |
| 123 | | | | | | |
| 124 | | | | | | |
| 125 | | | | | | |
| 126 | | | | | | |
| 127 | | | | | | |
| 128 | | | | | | |
| 129 | | | | | | |
| 130 | | | | | | |
| 131 | | | | | | |
| 132 | | | | | | |
| 133 | | | | | | |
| 134 | | | | | | |
| 135 | | | | | | |
| 136 | | | | | | |
| 137 | | | | | | |
| 138 | | | | | | |
| 139 | | | | | | |
| 140 | | | | | | |
| 141 | | | | | | |
| 142 | | | | | | |
| 143 | | | | | | |
| 144 | | | | | | |
| 145 | | | | | | |
| 146 | | | | | | |
| 147 | | | | | | |
| 148 | | | | | | |
| 149 | | | | | | |
| 150 | | | | | | |
| 151 | | | | | | |
| 152 | | | | | | |
| 153 | | | | | | |
| 計 | 20 | 30 | 8 | 21 | 5 | 2 |
| 総計 | 86 | | | | | |

高等学校等教育職給料表

| 号給 \ 級 | 1 | 2 | 特2 | 3 | 4 |
|--------|---|----|----|----|----|
| 1 | | | | | |
| 2 | | | | | |
| 3 | | | | | |
| 4 | | | | | |
| 5 | | 15 | | | |
| 6 | | 5 | | | |
| 7 | | | | | |
| 8 | | 29 | | | |
| 9 | | | | | |
| 10 | | 7 | | | |
| 11 | | 4 | | | |
| 12 | | 45 | | | |
| 13 | | 2 | | | |
| 14 | | 11 | | | |
| 15 | | 2 | | | |
| 16 | | 42 | | | |
| 17 | | 6 | | | |
| 18 | | 9 | | | |
| 19 | | 3 | | | |
| 20 | | 51 | | | |
| 21 | | 5 | | | |
| 22 | | 17 | | | |
| 23 | | 6 | | | |
| 24 | | 42 | | | |
| 25 | | 1 | | | |
| 26 | | 23 | | | 2 |
| 27 | | 4 | | | 1 |
| 28 | | 52 | | | 2 |
| 29 | | 3 | | | |
| 30 | | 24 | | | 4 |
| 31 | | 6 | | | 19 |
| 32 | | 27 | | | 6 |
| 33 | | 3 | | | 2 |
| 34 | | 24 | | | 3 |
| 35 | | 11 | | | 8 |
| 36 | | 19 | | | 2 |
| 37 | | 18 | | | 21 |
| 38 | | 14 | | | |
| 39 | | 27 | | | |
| 40 | | 15 | | | |
| 41 | | 23 | | | |
| 42 | 1 | 7 | | | |
| 43 | | 23 | | | |
| 44 | | 7 | | 1 | |
| 45 | 1 | 9 | | | |
| 46 | 1 | 20 | | | |
| 47 | | 12 | | | |
| 48 | | 24 | | | |
| 49 | | 12 | | | |
| 50 | | 25 | | | |
| 51 | 1 | 17 | | | |
| 52 | | 20 | | | |
| 53 | | 9 | | 1 | |
| 54 | | 25 | | | |
| 55 | | 7 | | | |
| 56 | | 25 | | | |
| 57 | | 9 | | | |
| 58 | 1 | 9 | | | |
| 59 | | 9 | | | |
| 60 | | 18 | | 1 | |
| 61 | | 7 | | 1 | |
| 62 | | 19 | | | |
| 63 | | 8 | | 1 | |
| 64 | 1 | 20 | | | |
| 65 | 1 | 9 | | | |
| 66 | | 9 | | 2 | |
| 67 | | 7 | | | |
| 68 | | 19 | | 17 | |
| 69 | | 7 | | 5 | |
| 70 | | 23 | | 2 | |
| 71 | | 8 | | 5 | |
| 72 | | 19 | | 8 | |
| 73 | | 12 | | 4 | |
| 74 | | 18 | | 13 | |
| 75 | | 8 | | 5 | |
| 76 | | 19 | | 8 | |

| 級 号給 | 1 | 2 | 特2 | 3 | 4 |
|---------|---|-------|-------|-----|----|
| 77 | | 17 | | 36 | |
| 78 | | 23 | | | |
| 79 | | 7 | | | |
| 80 | | 11 | | | |
| 81 | | 10 | | | |
| 82 | | 12 | | | |
| 83 | | 7 | | | |
| 84 | | 13 | | | |
| 85 | | 16 | | | |
| 86 | | 18 | | | |
| 87 | | 8 | 1 | | |
| 88 | | 9 | | | |
| 89 | | 6 | | | |
| 90 | 1 | 22 | 1 | | |
| 91 | | 13 | 2 | | |
| 92 | | 18 | 1 | | |
| 93 | | 13 | | | |
| 94 | | 14 | 2 | | |
| 95 | | 21 | | | |
| 96 | 1 | 20 | | | |
| 97 | | 21 | | | |
| 98 | | 10 | | | |
| 99 | | 12 | | | |
| 100 | | 24 | | | |
| 101 | | 17 | | | |
| 102 | | 17 | | | |
| 103 | | 19 | 1 | | |
| 104 | | 24 | | | |
| 105 | | 21 | | | |
| 106 | | 16 | | | |
| 107 | | 16 | | | |
| 108 | | 14 | | | |
| 109 | | 23 | | | |
| 110 | | 15 | | | |
| 111 | | 16 | | | |
| 112 | | 23 | 1 | | |
| 113 | | 13 | | | |
| 114 | | 21 | | | |
| 115 | | 16 | | | |
| 116 | | 31 | | | |
| 117 | | 3 | | | |
| 118 | | 30 | | | |
| 119 | | 10 | | | |
| 120 | | 24 | | | |
| 121 | | 6 | | | |
| 122 | | 12 | | | |
| 123 | | 11 | | | |
| 124 | | 16 | | | |
| 125 | | 15 | | | |
| 126 | | 15 | | | |
| 127 | | 28 | | | |
| 128 | | 18 | | | |
| 129 | | 19 | | | |
| 130 | | 18 | | | |
| 131 | | 25 | | | |
| 132 | | 18 | | | |
| 133 | | 24 | | | |
| 134 | | 21 | | | |
| 135 | | 24 | | | |
| 136 | | 38 | | | |
| 137 | | 35 | | | |
| 138 | | 48 | | | |
| 139 | | 59 | | | |
| 140 | | 79 | | | |
| 141 | | 60 | | | |
| 142 | | 78 | | | |
| 143 | | 66 | | | |
| 144 | | 56 | | | |
| 145 | | 99 | | | |
| 146 | | | | | |
| 147 | | | | | |
| 148 | | | | | |
| 149 | | | | | |
| 150 | | | | | |
| 151 | | | | | |
| 152 | | | | | |
| 153 | | | | | |
| 計 | 9 | 2,696 | 9 | 110 | 70 |
| 総計 | | | 2,894 | | |

小学校および中学校等教育職給料表

| 級 号給 | 1 | 2 | 特2 | 3 | 4 |
|---------|---|-----|----|---|-----|
| 1 | | | | | |
| 2 | | | | | |
| 3 | | | | | |
| 4 | | | | | |
| 5 | | | | | |
| 6 | | | | | |
| 7 | | | | | |
| 8 | | | | | |
| 9 | | | | | |
| 10 | | | | | |
| 11 | | | | | |
| 12 | | | | | |
| 13 | | | | | |
| 14 | | | | | |
| 15 | | | | | |
| 16 | | | | | |
| 17 | | 151 | | | |
| 18 | | 14 | | | |
| 19 | | 1 | | | |
| 20 | | 164 | | | |
| 21 | | | | | 2 |
| 22 | | 18 | | | 23 |
| 23 | | 2 | | | 105 |
| 24 | | 165 | | | 41 |
| 25 | | 2 | | | 21 |
| 26 | | 24 | | | 22 |
| 27 | | 12 | | | 16 |
| 28 | | 206 | | | 7 |
| 29 | | 15 | | | 15 |
| 30 | | 40 | | | 13 |
| 31 | | 7 | | | 7 |
| 32 | | 179 | | | 7 |
| 33 | | 8 | | | 7 |
| 34 | | 50 | | | 7 |
| 35 | | 11 | | | 1 |
| 36 | | 180 | | | 4 |
| 37 | | 12 | | | 19 |
| 38 | | 46 | | | |
| 39 | | 14 | | | |
| 40 | | 163 | | | |
| 41 | | 7 | | | |
| 42 | | 57 | | | |
| 43 | | 22 | | | |
| 44 | | 83 | | | |
| 45 | | 12 | | | |
| 46 | | 95 | | | |
| 47 | | 28 | | | |
| 48 | | 60 | | | |
| 49 | | 46 | | | |
| 50 | | 29 | | | |
| 51 | | 82 | | | |
| 52 | | 41 | | | |
| 53 | | 75 | | | |
| 54 | | 18 | | | |
| 55 | | 85 | | | |
| 56 | | 28 | | | |
| 57 | | 45 | | | |
| 58 | | 50 | | | |
| 59 | | 53 | | | |
| 60 | | 60 | | | |
| 61 | | 23 | | | |
| 62 | | 55 | | | |
| 63 | | 25 | | | |
| 64 | | 72 | 2 | | |
| 65 | | 24 | | | |
| 66 | | 57 | | | |
| 67 | | 27 | 1 | | |
| 68 | | 69 | | | |
| 69 | | 17 | | | |
| 70 | | 40 | | 1 | |
| 71 | | 25 | 2 | | |
| 72 | | 53 | 2 | | |
| 73 | | 28 | 1 | 1 | |
| 74 | | 59 | | | |
| 75 | | 28 | | | |
| 76 | | 54 | | 1 | |

| 給号 級 | 1 | 2 | 特2 | 3 | 4 |
|---------|---|-------|-------|-----|-----|
| 77 | | 34 | | | |
| 78 | | 66 | 2 | 1 | |
| 79 | | 27 | 1 | 1 | |
| 80 | | 58 | 1 | 3 | |
| 81 | | 25 | 2 | | |
| 82 | | 67 | | 4 | |
| 83 | | 24 | | 5 | |
| 84 | | 51 | 3 | 52 | |
| 85 | | 19 | 1 | 6 | |
| 86 | | 74 | 1 | 2 | |
| 87 | | 20 | | 4 | |
| 88 | | 51 | | 38 | |
| 89 | | 19 | 2 | 8 | |
| 90 | | 53 | 2 | 45 | |
| 91 | | 30 | | 13 | |
| 92 | | 47 | 1 | 47 | |
| 93 | | 25 | | 137 | |
| 94 | | 43 | 4 | | |
| 95 | | 27 | | | |
| 96 | | 43 | 14 | | |
| 97 | | 23 | | | |
| 98 | | 48 | | | |
| 99 | | 18 | 1 | | |
| 100 | | 36 | 6 | | |
| 101 | | 19 | | | |
| 102 | | 41 | 3 | | |
| 103 | | 21 | 1 | | |
| 104 | | 30 | 1 | | |
| 105 | | 22 | | | |
| 106 | | 35 | 1 | | |
| 107 | | 24 | 1 | | |
| 108 | | 16 | 2 | | |
| 109 | | 21 | | | |
| 110 | | 30 | | | |
| 111 | | 19 | | | |
| 112 | | 30 | 1 | | |
| 113 | | 22 | | | |
| 114 | | 32 | | | |
| 115 | | 19 | | | |
| 116 | | 24 | | | |
| 117 | | 18 | | | |
| 118 | | 27 | | | |
| 119 | | 15 | | | |
| 120 | | 26 | | | |
| 121 | | 15 | | | |
| 122 | | 29 | | | |
| 123 | | 16 | | | |
| 124 | | 32 | | | |
| 125 | | 14 | | | |
| 126 | | 36 | | | |
| 127 | | 14 | | | |
| 128 | | 31 | | | |
| 129 | | 17 | | | |
| 130 | | 33 | | | |
| 131 | | 12 | | | |
| 132 | | 23 | | | |
| 133 | | 17 | | | |
| 134 | | 27 | | | |
| 135 | | 15 | | | |
| 136 | | 26 | | | |
| 137 | | 19 | | | |
| 138 | | 32 | | | |
| 139 | | 27 | | | |
| 140 | | 22 | | | |
| 141 | | 29 | | | |
| 142 | | 20 | | | |
| 143 | | 23 | | | |
| 144 | | 23 | | | |
| 145 | | 29 | | | |
| 146 | | 31 | | | |
| 147 | | 43 | | | |
| 148 | | 43 | | | |
| 149 | | 38 | | | |
| 150 | | 63 | | | |
| 151 | | 52 | | | |
| 152 | | 96 | | | |
| 153 | | 86 | | | |
| 154 | | 86 | | | |
| 155 | | 126 | | | |
| 156 | | 112 | | | |
| 157 | | 234 | | | |
| 計 | 0 | 6,126 | 59 | 369 | 317 |
| 総計 | | | 6,871 | | |

技能勞務職給料表

| 号 給 | 特 (1) | (1) | (2) |
|-----|---------|-------|-------|
| 1 | | | |
| 2 | | | |
| 3 | | | |
| 4 | | | |
| 5 | | | |
| 6 | | | |
| 7 | | | |
| 8 | | | |
| 9 | | | |
| 10 | | | |
| 11 | | | |
| 12 | | | |
| 13 | | | |
| 14 | | | |
| 15 | | | |
| 16 | | | |
| 17 | | | |
| 18 | | | |
| 19 | | | |
| 20 | | | |
| 21 | | | |
| 22 | | | |
| 23 | | | |
| 24 | | | |
| 25 | | | |
| 26 | | | |
| 27 | | | |
| 28 | | | |
| 29 | | | |
| 30 | | | |
| 31 | | | |
| 32 | | | |
| 33 | | | |
| 34 | | | |
| 35 | | | |
| 36 | | | |
| 37 | | | |
| 38 | | | |
| 39 | | | |
| 40 | | | |
| 41 | | | |
| 42 | | | |
| 43 | | | |
| 44 | | | |
| 45 | | 1 | |
| 46 | | | |
| 47 | | | |
| 48 | | | 1 |
| 49 | | 1 | |
| 50 | | | |
| 51 | | | |
| 52 | | | |
| 53 | | | |
| 54 | | 1 | |
| 55 | | | 1 |
| 56 | | | |
| 57 | | | |
| 58 | | | |
| 59 | | | |
| 60 | | | |
| 61 | | | 1 |
| 62 | | | 1 |
| 63 | | | |
| 64 | | | |
| 65 | | | |
| 66 | | | 2 |
| 67 | | | |
| 68 | | | |
| 69 | | | |
| 70 | | | 1 |
| 71 | | | |
| 72 | | | |
| 73 | | | |
| 74 | | 1 | |
| 75 | | 1 | |
| 76 | | | 1 |

| 号 給 | 特 (1) | (1) | (2) |
|--------------------------|---------|-------|------------------|
| 77 78 79 80 | | | 2 |
| 81 82 83 84 | | | 1 |
| 85 86 87 88 | | | 1 1 |
| 89 90 91 92 | | | 1 |
| 93 94 95 96 | | | |
| 97 98 99 100 | | | 1 |
| 101 102 103 104 | | | 2 1 1 |
| 105 106 107 108 | | 1 | 2 1 3 3 |
| 109 110 111 112 | | | 3 3 1 1 |
| 113 114 115 116 | | | 2 2 |
| 117 118 119 120 | | 1 | 1 4 1 |
| 121 122 123 124 | | | 2 1 1 |
| 125 126 127 128 | | | 1 |
| 129 130 131 132 | | | 2 1 |
| 133 134 135 136 | | | 2 1 1 2 |
| 137 138 139 140 | | | 2 1 2 |
| 141 142 143 144 | | | 7 |
| 145 146 147 148 | | | |
| 149 150 151 152 | | | |

| 号 給 | 特 (1) | (1) | (2) |
|-----|---------|-------|-------|
| 153 | | | |
| 154 | | | |
| 155 | | | |
| 156 | | | |
| 157 | | | |
| 158 | | | |
| 159 | | | |
| 160 | | | |
| 161 | | | |
| 162 | | | |
| 163 | | | |
| 164 | | | |
| 165 | | | |
| 166 | | | |
| 167 | | | |
| 168 | | | |
| 169 | | | |
| 170 | | | |
| 171 | | | |
| 172 | | | |
| 173 | | | |
| 計 | 0 | 7 | 72 |
| 総 計 | | 79 | |

第6表 行政職給料表の経験年数別、学歴別人員および平均給料額

| 経験年数階層 | 学歴 | 大 学 卒 | | 高 校 卒 | |
|-------------|----|------------|--------------|----------|--------------|
| | 区分 | 人 員 | 平均給料額 | 人 員 | 平均給料額 |
| 計 | | 人 2,434 | 円 322,239 | 人 507 | 円 321,920 |
| 1年未満 | | 85 | 191,578 | 5 | 157,376 |
| 1年以上 2年未満 | | 67 | 196,780 | 11 | 161,508 |
| 2年以上 3年未満 | | 85 | 203,303 | 7 | 168,204 |
| 3年以上 5年未満 | | 184 | 215,138 | 21 | 178,770 |
| 5年以上 7年未満 | | 149 | 230,517 | 20 | 197,901 |
| 7年以上 10年未満 | | 245 | 252,563 | 26 | 210,596 |
| 10年以上 15年未満 | | 285 | 287,972 | 50 | 246,633 |
| 15年以上 20年未満 | | 255 | 338,438 | 44 | 281,523 |
| 20年以上 25年未満 | | 255 | 376,846 | 53 | 328,556 |
| 25年以上 30年未満 | | 358 | 396,532 | 87 | 366,804 |
| 30年以上 35年未満 | | 336 | 414,863 | 85 | 384,945 |
| 35年以上 | | 130 | 430,379 | 98 | 403,269 |

第7表 職員の給料表別扶養親族数

| 給料表 | 区分 扶養手当 受給者 | 扶養親族数 | | | | 受給者1人 当たりの 扶養親族数 | 全職員1人 当たりの 扶養親族数 |
|-------------------|-------------------|-------|--------|-------------|--------|------------------------|------------------------|
| | | 配偶者 | 子供 | 配偶者・ 子以外 | 計 | | |
| 行政職 | 1,436 | 808 | 2,159 | 81 | 3,048 | 2.1 | 0.9 |
| 警察職 | 1,431 | 999 | 2,378 | 24 | 3,401 | 2.4 | 1.5 |
| 研究職 | 109 | 61 | 149 | 5 | 215 | 2.0 | 1.0 |
| 医療職(1) | 10 | 6 | 11 | 0 | 17 | 1.7 | 0.9 |
| 医療職(2) | 50 | 21 | 81 | 2 | 104 | 2.1 | 0.8 |
| 医療職(3) | 32 | 1 | 48 | 2 | 51 | 1.6 | 0.5 |
| 福祉職 | 31 | 16 | 44 | 3 | 63 | 2.0 | 0.7 |
| 高等学校等教育職 | 1,197 | 522 | 1,840 | 69 | 2,431 | 2.0 | 0.8 |
| 小学校および 中学校等教育職 | 2,353 | 936 | 3,666 | 126 | 4,728 | 2.0 | 0.7 |
| 技能労務職 | 38 | 27 | 37 | 5 | 69 | 1.8 | 0.9 |
| 計 | 6,687 | 3,397 | 10,413 | 317 | 14,127 | 2.1 | 0.9 |

注 扶養親族とは、扶養手当の支給対象となっている者をいう。

第8表 職員の管理職手当の支給状況

| 区分 | 1種 | 2種 | 3種 | 4種 | 5種 | 6種 | 7種 | 受給者計 | 手当受給者 1人当たり 平均手当月額 |
|-----|----|----|-----|-----|-----|-----|-----|-------|--------------------------|
| 受給者 | 21 | 64 | 179 | 295 | 144 | 379 | 320 | 1,402 | 62,581 |

第9表 職員の地域手当の支給状況

| 区分 | 地域手当 地域区分 | 計 | 東京都特別区 | 医療職(1) | 滋賀県 |
|-----------|--------------|--------|--------|--------|--------|
| | | | 18.5% | 16.0% | 6.0% |
| 人員(人) | | 16,033 | 19 | 25 | 15,989 |
| 構成比(%) | | 100.0 | 0.1 | 0.2 | 99.7 |
| 平均手当月額(円) | | 22,264 | 78,682 | 65,449 | 22,130 |

第 10 表 職員の単身赴任手当の支給状況

| 区分 | 職員の住居と配偶者の住居との間の交通距離 | | | | | | | | | | | 受給者計 | 手当受給者 1人当たり 平均手当月額 |
|-----|----------------------|----------------------------|----------------------------|----------------------------|----------------------------|------------------------------|--------------------------------|--------------------------------|--------------------------------|--------------------------------|---------------|---------|--------------------------|
| | 100km 未満 | 100km 以上 250km 未満 | 250km 以上 400km 未満 | 400km 以上 700km 未満 | 700km 以上 900km 未満 | 900km 以上 1,100km 未満 | 1,100km 以上 1,300km 未満 | 1,300km 以上 1,500km 未満 | 1,500km 以上 2,000km 未満 | 2,000km 以上 2,500km 未満 | 2,500km 以上 | | |
| 受給者 | 人 52 | 人 1 | 人 0 | 人 18 | 人 0 | 人 1 | 人 0 | 人 0 | 人 0 | 人 0 | 人 0 | 人 72 | 円 36,667 |

第 11 表 職員の住居手当等の状況

1 住居手当の支給状況

| 区 分 | | 職 員 数 | 全 職 員 に 対する割合 | 平均手当月額 |
|-------------------|-----------------|------------|------------------|-------------|
| 支 給 を 受 け て い る 者 | | 人 2,894 | % 18.1 | 円 28,829 |
| 対 象 | 職員自らが居住する借家・借間① | 2,893 | 18.0 | 28,834 |
| | 配偶者等が居住する借家・借間② | 1 | 0.1 | 15,000 |
| 全職員1人当たりの手当額 | | 5,204 円 | | |

2 住居手当受給者の家賃額階層別分布

| 家賃額階層 | 住居の種類 | 借 家 ・ 借 間 | |
|-----------------------|----------|-----------|-------|
| | | 人 | % |
| 13,001 円以上 31,000 円以下 | | 28 | 1.0 |
| 31,001 円以上 55,000 円以下 | | 962 | 33.2 |
| 55,001 円以上 | | 1,903 | 65.8 |
| 計 | | 2,893 | 100.0 |
| 平均家賃額 | 60,947 円 | | |

注1 1の表①の職員を対象とした。

2 令和2年改正に伴う経過措置による住居手当の受給者は10人（手当受給者1人当たり平均手当月額12,100円）である。

第12表 職員の通勤手当および通勤の状況

1 通勤手当の支給状況

| 区 分 | 職 員 数 | 全職員に 対する割合 | 受給者に 対する割合 |
|----------------|----------|---------------|---------------|
| | 人 | % | % |
| 支給を受けている者 | 14,890 | 92.9 | 100.0 |
| 交通機関のみ利用者 | 2,587 | 16.1 | 17.4 |
| 交通用具のみ利用者 | 11,052 | 68.9 | 74.2 |
| 自動車利用者 | 10,596 | 66.1 | 71.1 |
| 自転車等利用者 | 456 | 2.8 | 3.1 |
| 交通機関と交通用具との併用者 | 1,251 | 7.8 | 8.4 |
| 自動車との併用者 | 1,013 | 6.3 | 6.8 |
| 自転車等との併用者 | 238 | 1.5 | 1.6 |
| 受給者1人当たりの手当額 | 10,943 円 | | |
| 全職員1人当たりの手当額 | 10,163 円 | | |

注 割合は、小数点以下第2位を四捨五入しているため、その計がそれぞれの累計割合と一致しない場合がある。

2 交通機関利用者の1箇月当たり所要運賃額階層別分布

| 所要運賃額階層 | 職員数 | 割合 | 累積割合 |
|---------------------|---------------|-------|-------|
| | 人 | % | % |
| 10,000円以下 | 1,813 (645) | 47.2 | 47.2 |
| 10,001円以上 12,000円以下 | 391 (129) | 10.2 | 57.4 |
| 12,001円以上 14,000円以下 | 260 (70) | 6.8 | 64.2 |
| 14,001円以上 16,000円以下 | 310 (96) | 8.1 | 72.3 |
| 16,001円以上 18,000円以下 | 222 (54) | 5.8 | 78.1 |
| 18,001円以上 20,000円以下 | 82 (17) | 2.1 | 80.2 |
| 20,001円以上 22,000円以下 | 189 (69) | 4.9 | 85.1 |
| 22,001円以上 24,000円以下 | 224 (90) | 5.8 | 91.0 |
| 24,001円以上 26,000円以下 | 60 (6) | 1.6 | 92.5 |
| 26,001円以上 28,000円以下 | 115 (40) | 3.0 | 95.5 |
| 28,001円以上 30,000円以下 | 59 (18) | 1.5 | 97.1 |
| 30,001円以上 32,000円以下 | 35 (6) | 0.9 | 98.0 |
| 32,001円以上 34,000円以下 | 20 (3) | 0.6 | 98.6 |
| 34,001円以上 36,000円以下 | 18 (2) | 0.5 | 99.0 |
| 36,001円以上 38,000円以下 | 14 (2) | 0.4 | 99.4 |
| 38,001円以上 40,000円以下 | 7 (0) | 0.1 | 99.5 |
| 40,001円以上 42,000円以下 | 6 (0) | 0.2 | 99.7 |
| 42,001円以上 44,000円以下 | 5 (1) | 0.1 | 99.8 |
| 44,001円以上 46,000円以下 | 1 (0) | 0.0 | 99.8 |
| 46,001円以上 48,000円以下 | 1 (1) | 0.0 | 99.8 |
| 48,001円以上 50,000円以下 | 2 (1) | 0.1 | 99.9 |
| 50,001円以上 52,000円以下 | 0 (0) | 0.0 | 99.9 |
| 52,001円以上 | 4 (1) | 0.1 | 100.0 |
| 計 | 3,838 (1,251) | 100.0 | — |
| 平均所要額 | 12,434 円 | | |

注1 職員数欄の()内の人員は、交通用具との併用者の数を内書したものである。

2 割合は、小数点以下第2位を四捨五入しているため、その計がそれぞれの累計割合と一致しない場合がある。

3 交通用具使用者の距離階層別分布

(1) 自動車使用者

| 距離階層 | 職員数 | 割合 | 累積割合 |
|---------------|---------------|-------|-------|
| | 人 | % | % |
| 5km未満 | 1,876 (237) | 16.2 | 16.2 |
| 5km以上 10km未満 | 3,204 (170) | 27.6 | 43.8 |
| 10km以上 14km未満 | 2,048 (128) | 17.6 | 61.4 |
| 14km以上 18km未満 | 1,373 (102) | 11.8 | 73.2 |
| 18km以上 22km未満 | 1,123 (113) | 9.7 | 82.9 |
| 22km以上 26km未満 | 705 (72) | 6.1 | 89.0 |
| 26km以上 30km未満 | 414 (35) | 3.6 | 92.5 |
| 30km以上 34km未満 | 282 (13) | 2.4 | 95.0 |
| 34km以上 38km未満 | 162 (9) | 1.4 | 96.4 |
| 38km以上 42km未満 | 141 (23) | 1.2 | 97.6 |
| 42km以上 46km未満 | 114 (36) | 1.0 | 98.6 |
| 46km以上 50km未満 | 60 (19) | 0.5 | 99.1 |
| 50km以上 54km未満 | 46 (20) | 0.4 | 99.5 |
| 54km以上 58km未満 | 25 (14) | 0.2 | 99.7 |
| 58km以上 62km未満 | 9 (7) | 0.1 | 99.8 |
| 62km以上 | 27 (15) | 0.2 | 100.0 |
| 計 | 11,609(1,013) | 100.0 | — |
| 平均使用距離 | 13.8 km | | |

注1 職員数欄の()内の人員は、交通機関との併用者の数を内書したものである。

2 割合は、小数点以下第2位を四捨五入しているため、その計がそれぞれの累計割合と一致しない場合がある。

(2) 自転車等使用者

| 距離階層 | 職員数 | 割合 | 累積割合 |
|---------------|-----------|-------|-------|
| | 人 | % | % |
| 5km未満 | 397 (219) | 57.2 | 57.2 |
| 5km以上 10km未満 | 158 (13) | 22.8 | 80.0 |
| 10km以上 15km未満 | 71 (2) | 10.2 | 90.2 |
| 15km以上 20km未満 | 48 (3) | 6.9 | 97.1 |
| 20km以上 25km未満 | 10 (1) | 1.4 | 98.6 |
| 25km以上 30km未満 | 4 (0) | 0.6 | 99.1 |
| 30km以上 | 6 (0) | 0.9 | 100.0 |
| 計 | 694 (238) | 100.0 | — |
| 平均使用距離 | 6.5 km | | |

注1 職員数欄の()内の人員は、交通機関との併用者の数を内書したものである。

2 割合は、小数点以下第2位を四捨五入しているため、その計がそれぞれの累計割合と一致しない場合がある。

第13表 再任用職員の給料表別・級別人員分布

1 フルタイム勤務職員

| 給料表 | 級 計 | 1 | 2 | 3 | 4 | 5 | 6 | 7 | 8 | 9 |
|----------------------|--------|----|-----|-----|----|---|---|---|---|---|
| | | 人 | 人 | 人 | 人 | 人 | 人 | 人 | 人 | 人 |
| 行政職給料表 | 110 | | | 106 | | 1 | 3 | | | |
| 警察職給料表 | 8 | | | | | 7 | | 1 | | |
| 研究職給料表 | 6 | | 5 | | 1 | | | | | |
| 医療職給料表(2) | 2 | | | 2 | | | | | | |
| 医療職給料表(3) | 3 | | | | 3 | | | | | |
| 福祉職給料表 | 1 | | | 1 | | | | | | |
| 高等学校等教育職給料表 | 205 | 11 | 194 | | | | | | | |
| 小学校および中学校等 教育職給料表 | 182 | | 170 | | 12 | | | | | |
| 技能労務職給料表 | 34 | | | | | | | | | |
| 給料表計 | 551 | | | | | | | | | |

注 該当人員数が0の級は、空欄とした。

2 短時間勤務職員

| 給料表 | 級 計 | 1 | 2 | 3 | 4 | 5 | 6 | 7 | 8 | 9 |
|----------------------|--------|---|---|----|---|---|---|---|---|---|
| | | 人 | 人 | 人 | 人 | 人 | 人 | 人 | 人 | 人 |
| 行政職給料表 | 72 | | | 71 | | 1 | | | | |
| 警察職給料表 | 2 | | | | | 1 | | 1 | | |
| 研究職給料表 | 5 | | 5 | | | | | | | |
| 医療職給料表(2) | 2 | | | | 2 | | | | | |
| 医療職給料表(3) | 1 | | | | 1 | | | | | |
| 福祉職給料表 | 1 | | | 1 | | | | | | |
| 高等学校等教育職給料表 | | | | | | | | | | |
| 小学校および中学校等 教育職給料表 | | | | | | | | | | |
| 技能労務職給料表 | 6 | | | | | | | | | |
| 給料表計 | 89 | | | | | | | | | |

注 該当人員数が0の級は、空欄とした。